



MEDIA GUIDE

2020 PITTSBURGH STEELERS



20TH SEASON AT HEINZ FIELD



Media Information

- 2 2020 Steelers Schedule
- 3 2019 NFL Final Standings
- 4 2020 NFL Week-by-Week Schedule
- 6 Steelers Staff Directory
- 7 Important Dates
- 8 Steelers Ownership Group
- 9 Training Camp History
- 10 Heinz Field Fun Facts
- 11 Steelers Media Guidelines
- 18 Heinz Field Diagram
- 20 Steelers Community Relations Programs
- 25 Youth Football

Football Staff

- 28 Mike Tomlin Bio
- 33 Coaches/Scouts/Staff Bios

2020 Players

- 80 Veteran Bios
- 196 2020 Draft Picks
- 201 2020 Rookie Free Agents
- 208 Alphabetical Roster

2019 Season In Review

- 210 Final Regular Season Statistics
- 211 Final Defensive/Special Teams Statistics
- 212 Attendance Figures
- 213 2019 Game Summaries
- 229 Starting Lineups
- 230 Season Highs

Steelers History

- 232 History of the Steelers/Timeline
- 241 Steelers Super Bowl Recaps
- 249 Steelers in the Hall of Fame
- 254 Hall of Honor
- 256 Steelers All-Time Uniforms
- 258 Steelers Postseason Experience
- 259 Steelers in the Postseason
- 261 Steelers/Opponent Longest Plays
- 263 Coldest/Warmest Games—Records at Heinz Field
- 264 Records/Attendance at Three Rivers Stadium
- 265 Monday/Thursday/Saturday/Sunday Night Results
- 267 Steelers Misc. Records
- 268 Steelers in Overtime
- 270 Biggest Wins/Losses
- 271 The Last Time
- 273 The Last Time (Postseason)
- 276 Division Playoff Races
- 281 Steelers Quarterback Records
- 282 Steelers Attendance Records
- 285 88 Years with the Steelers
- 295 Preseason Results
- 297 Steelers vs. Opponents
- 309 Steelers in the Pro Bowl
- 319 Steelers All Pro
- 323 Steelers Honors and Awards
- 330 All-Time Roster
- 341 All-Time Jersey Numbers
- 351 All-Time Draft Picks
- 368 Steelers Trades
- 372 Steelers Free Agency

Steelers Records

- 376 All-Time Individual Leaders
- 391 Team Records
- 395 Year-by-Year First Downs
- 396 Year-by-Year Offensive/Defensive Statistics
- 398 Misc. Offensive/Defensive Statistics
- 400 Year-by-Year Leaders
- 412 100/300-Yard Performances
- 434 All-Time Cumulative Statistics

Photo Credits:

All photos Karl Roser/Mike Fabus/Rebecca Mehlh/Calllyn Epes/Pittsburgh Steelers except the following:

AP/Niedergeralt: Canada page 49 AP/Peaker: Heinz ketchup bottle page 10, Rooney & Greene page 240, Webster page 251, Cowher page 223, 231. AP/Boehm: Three Rivers Stadium page 238. AP/NFL Photos: Art Rooney Sr. page 232, Harris page 270, Dungy page 236, Ham page 250. AP/Tomala: Bradshaw page 251. AP Photo: Three Rivers Stadium page 234, Swann page 235, Lambert page 235, Dan Rooney page 238, Harris page 241, McNally page 249. AP/Duncan: Swann page 235. AP/Schwane: Stallworth page 235. AP/Long: Webster page 235. AP/Mills: O'Donnell page 237. AP/Spinelli: Noll page 237, Polamalu page 314, 231, Shell page 231. AP/Daglin: Bettis page 239. AP/Bazemore: Harrison page 239. AP/Terrell: Cowher page 229. AP/Blower: Bradshaw page 242. AP/Messerschmidt: Stallworth page 243, Lambert page 251, Stallworth page 252, Woodson page 252, Kevin Greene page 252, Webster page 277. AP/Trott: Steelers & Green Bay page 248. AP/Stein: Art Rooney Sr. page 249. AP/Icon Sportswire: Bettis page 252. AP/Strohmer: Spencer page 276. AP/Galub: Stewart page 278. AP/Robbins: Polamalu page 293. AP/Wright: Ward page 408.

Design: Actual Size

Steelers 2020 Schedule

MEDIA INFORMATION

FOOTBALL STAFF

2020 PLAYERS

2019 IN REVIEW







STEELERS HISTORY

RECORDS



















CAMERON HEYWARD

PRESEASON

HOF	 Thursday, Aug. 6 • 8:20 P.M. (NBC/WPXI-TV)	vs	 Dallas Cowboys
GAME 1	 Friday, Aug. 14 7:30 P.M. (KDKA-TV)		Tampa Bay Buccaneers
GAME 2	 Sunday, Aug. 23 8:00 P.M. (FOX/WPGH-TV)		New Orleans Saints
GAME 3	 Friday, Aug. 28 7:30 P.M. (KDKA-TV)	at	New York Jets
GAME 4	 Thursday, Sept. 3 7:30 P.M. (KDKA-TV)	at	Carolina Panthers

REGULAR SEASON

WEEK 1	 Monday, Sept. 14 7:15 P.M. (ESPN/WTAE-TV)	at	New York Giants
WEEK 2	 Sunday, Sept. 20 1:00 P.M. (CBS/KDKA-TV)		Denver Broncos
WEEK 3	 Sunday, Sept. 27 4:25 P.M. (CBS/KDKA-TV)		Houston Texans
WEEK 4	 Sunday, Oct. 4 8:15 P.M. (CBS/KDKA-TV)	at	Tennessee Titans
WEEK 5	 Sunday, Oct. 11 • 1:00 P.M. (FOX/WPGH-TV)		Philadelphia Eagles
WEEK 6	 Sunday, Oct. 18 • 8:20 P.M. (CBS/KDKA-TV)		Cleveland Browns
WEEK 7	 Sunday, Oct. 25 • 8:15 P.M. (CBS/KDKA-TV)	at	Baltimore Ravens
WEEK 8	 Sunday, Nov. 1 BYE		
WEEK 9	 Sunday, Nov. 8 • 4:25 P.M. (CBS/KDKA-TV)	at	Dallas Cowboys
WEEK 10	 Sunday, Nov. 15 • 1:00 PM (FOX/WPGH-TV)		Cincinnati Bengals
WEEK 11	 Sunday, Nov. 22 • 1:00 PM (CBS/KDKA-TV)	at	Jacksonville Jaguars
WEEK 12	 Thursday, Nov. 26 8:20 P.M. (NBC/WPXI-TV)		Baltimore Ravens
WEEK 13	 Sunday, Dec. 6 • 1:00 P.M. (FOX/WPGH-TV)		Washington Football Team
WEEK 14	 Sunday, Dec. 13 • 8:20 P.M. (NBC/WPXI-TV)	at	Buffalo Bills
WEEK 15	 Monday, Dec. 21 8:15 P.M. (ESPN/WTAE-TV)	at	Cincinnati Bengals
WEEK 16	 Sunday, Dec. 27 • 1:00 P.M. (CBS/KDKA-TV)		Indianapolis Colts
WEEK 17	 Sunday, Jan. 3 • 1:00 P.M. (CBS/KDKA-TV)	at	Cleveland Browns

• Times and TV network may change due to flexible scheduling. All times are Eastern.
 • 2020 Hall of Fame Game (Tom Benson Hall of Fame Stadium in Canton, Ohio)

2019 Final Standings

American Football Conference						
East Division	W	L	T	Pct.	Pts	OP
New England ●	12	4	0	.750	420	225
Buffalo ●	10	6	0	.625	314	259
N.Y. Jets	7	9	0	.438	276	359
Miami	5	11	0	.313	306	494
North Division	W	L	T	Pct.	Pts	OP
Baltimore ●	14	2	0	.875	531	282
Pittsburgh	8	8	0	.500	289	303
Cleveland	6	10	0	.375	335	393
Cincinnati	2	14	0	.125	279	420
South Division	W	L	T	Pct.	Pts	OP
Houston ●	10	6	0	.625	378	385
Tennessee ●	9	7	0	.563	402	331
Indianapolis	7	9	0	.438	361	373
Jacksonville	6	10	0	.375	300	397
West Division	W	L	T	Pct.	Pts	OP
Kansas City ●	12	4	0	.750	451	308
Denver	7	9	0	.438	282	316
Oakland	7	9	0	.438	313	419
L.A. Chargers	5	11	0	.313	337	345

National Football Conference						
East Division	W	L	T	Pct.	Pts	OP
Philadelphia ●	9	7	0	.563	339	324
Dallas	8	8	0	.500	367	348
N.Y. Giants	4	12	0	.250	281	359
Washington	3	13	0	.188	369	412
North Division	W	L	T	Pct.	Pts	OP
Green Bay ●	13	3	0	.813	376	313
Minnesota ●	10	6	0	.625	407	303
Chicago	8	8	0	.500	280	298
Detroit	3	12	1	.219	341	423
South Division	W	L	T	Pct.	Pts	OP
New Orleans ●	13	3	0	.813	458	341
Atlanta	7	9	0	.438	381	399
Tampa Bay	7	9	0	.438	458	449
Carolina	5	11	0	.313	340	470
West Division	W	L	T	Pct.	Pts	OP
San Francisco ●	13	3	0	.813	479	310
Seattle ●	11	5	0	.688	405	398
L.A. Rams	9	7	0	.563	394	364
Arizona	5	10	1	.344	361	442

● Clinched Wild Card ● Clinched Division ● Clinched Division and Home Field



Wild Card Weekend

Saturday, Jan. 4, 2020

- A** Houston Texans 22, Buffalo Bills 19
- A** Tennessee Titans 20, New England Patriots 13

Sunday, Jan. 5, 2020

- N** Minnesota Vikings 26, New Orleans Saints 20
- N** Seattle Seahawks 17, Philadelphia Eagles 9

Divisional Playoffs

Saturday, Jan. 11, 2020

- N** San Francisco 49ers 27, Minnesota Vikings 10
- A** Tennessee Titans 28, Baltimore Ravens 12

Sunday, Jan. 12, 2020

- N** Green Bay Packers 28, Seattle Seahawks 23
- A** Kansas City Chiefs 51, Houston Texans 31

Conference Championships

Sunday, Jan. 19, 2020

- N** San Francisco 49ers 37, Green Bay Packers 20
- A** Kansas City Chiefs 35, Tennessee Titans 24



2019 Pro Bowl

Sunday, Jan. 26, 2020

at Camping World Stadium in Orlando, Florida

AFC 38, NFC 33



Super Bowl LIV

Sunday, Feb. 2, 2020

at Hard Rock Stadium in Miami Gardens

Kansas City Chiefs 31, San Francisco 49ers 20

2020 National Football League Schedule

WEEK 1

Thursday, September 10, 2020

Texans at Chiefs 8:20

Sunday, September 13, 2020

Seahawks at Falcons 1:00

Browns at Ravens 1:00

Jets at Bills 1:00

Raiders at Panthers 1:00

Bears at Lions 1:00

Colts at Jaguars 1:00

Packers at Vikings 1:00

Dolphins at Patriots 1:00

Eagles at Washington 1:00

Chargers at Bengals 4:05

Buccaneers at Saints 4:25

Cardinals at 49ers 4:25

Cowboys at Rams 8:20

Monday, September 14, 2020

Steelers at Giants 7:15

Titans at Broncos 10:10

WEEK 2

Thursday, September 17, 2020

Bengals at Browns 8:20

Sunday, September 20, 2020

Giants at Bears 1:00

Falcons at Cowboys 1:00

Lions at Packers 1:00

Vikings at Colts 1:00

Bills at Dolphins 1:00

49ers at Jets 1:00

Rams at Eagles 1:00

Broncos at Steelers 1:00

Panthers at Buccaneers 1:00

Jaguars at Titans 1:00

Washington at Cardinals 4:05

Ravens at Texans 4:25

Chiefs at Chargers 4:25

Patriots at Seahawks 8:20

Monday, September 21, 2020

Saints at Raiders 8:15

WEEK 3

Thursday, September 24, 2020

Dolphins at Jaguars 8:20

Sunday, September 27, 2020

Bears at Falcons 1:00

Rams at Bills 1:00

Washington at Browns 1:00

Titans at Vikings 1:00

Raiders at Patriots 1:00

49ers at Giants 1:00

Bengals at Eagles 1:00

Texans at Steelers 1:00

Jets at Colts 4:05

Panthers at Chargers 4:05

Lions at Cardinals 4:25

Buccaneers at Broncos 4:25

Cowboys at Seahawks 4:25

Packers at Saints 8:20

Monday, September 28, 2020

Chiefs at Ravens 8:15

WEEK 4

Thursday, October 1, 2020

Broncos at Jets 8:20

Sunday, October 4, 2020

Bengals at Falcons 1:00

Cardinals at Panthers 1:00

Colts at Bears 1:00

Jaguars at Bengals 1:00

Browns at Cowboys 1:00

Saints at Lions 1:00

Vikings at Texans 1:00

Seahawks at Dolphins 1:00

Chargers at Buccaneers 1:00

Steelers at Titans 1:00

Ravens at Washington 1:00

Giants at Rams 4:05

Patriots at Chiefs 4:25

Bills at Raiders 4:25

Eagles at 49ers 8:20

Monday, October 5, 2020

Falcons at Packers 8:15

Week 4 Byes: Jets, 49ers

WEEK 5

Thursday, October 8, 2020

Buccaneers at Bears 8:20

Sunday, October 11, 2020

Panthers at Falcons 1:00

Bengals at Ravens 1:00

Jaguars at Texans 1:00

Raiders at Chiefs 1:00

Broncos at Patriots 1:00

Cardinals at Jets 1:00

Eagles at Steelers 1:00

Bills at Titans 1:00

Rams at Washington 1:00

Dolphins at 49ers 4:05

Colts at Browns 4:25

Giants at Cowboys 4:25

Vikings at Seahawks 8:20p

Monday, October 12, 2020

Chargers at Saints 8:15

Week 5 Byes: Lions, Packers

WEEK 6

Thursday, October 15, 2020

Chiefs at Bills 8:20

Sunday, October 18, 2020

Bears at Panthers 1:00

Bengals at Colts 1:00

Lions at Jaguars 1:00

Falcons at Vikings 1:00

Washington at Giants 1:00

Ravens at Eagles 1:00

Broncos at Steelers 1:00

Texans at Titans 1:00

Dolphins at Broncos 4:05

Jets at Chargers 4:05

Packers at Buccaneers 4:25

Rams at 49ers 8:20

Monday, October 19, 2020

Cardinals at Cowboys 8:15

*Week 6 Byes: Raiders, Patriots, Saints,**Seahawks*

WEEK 7

Thursday, October 22, 2020

Giants at Eagles 8:20

Sunday, October 25, 2020

Lions at Falcons 1:00

Steelers at Ravens 1:00

Browns at Bengals 1:00

Packers at Texans 1:00

Chargers at Dolphins 1:00

Panthers at Saints 1:00

Bills at Jets 1:00

Cowboys at Washington 1:00

Seahawks at Cardinals 4:05

Chiefs at Broncos 4:25

49ers at Patriots 4:25

Buccaneers at Raiders 8:20

Monday, October 26, 2020

Bears at Rams 8:15

Week 7 Byes: Colts, Jaguars, Vikings, Titans

WEEK 8

Thursday, October 29, 2020

Falcons at Panthers 8:20

Sunday, November 1, 2020

Patriots at Bills 1:00

Titans at Bengals 1:00

Raiders at Browns 1:00

Colts at Lions 1:00

Vikings at Packers 1:00

Jets at Chiefs 1:00

Rams at Dolphins 1:00

Jaguars at Chargers 4:05

Saints at Bears 4:25

49ers at Seahawks 4:25

Cowboys at Eagles 8:20

Monday, November 2, 2020

Buccaneers at Giants 8:15

*Week 8 Byes: Cardinals, Ravens, Broncos,**Texans, Steelers, Washington*

WEEK 9

Thursday, November 5, 2020

Packers at 49ers 8:20

Sunday, November 8, 2020

Broncos at Falcons 1:00

Seahawks at Bills 1:00

Ravens at Colts 1:00

Texans at Jaguars 1:00

Panthers at Chiefs 1:00

Lions at Vikings 1:00

Bears at Titans 1:00

Giants at Washington 1:00

Raiders at Chargers 4:05

Dolphins at Cardinals 4:25

Steelers at Cowboys 4:25

Saints at Buccaneers 8:20

Monday, November 9, 2020

Patriots at Jets 8:15

Week 9 Byes: Bengals, Browns, Rams, Eagles

2020 National Football League Schedule

WEEK 10

Thursday, November 12, 2020	
Colts at Titans	8:20
Sunday, November 15, 2020	
Buccaneers at Panthers	1:00
Texans at Browns	1:00
Washington at Lions	1:00
Jaguars at Packers	1:00
Eagles at Giants	1:00
Bengals at Steelers	1:00
Bills at Cardinals	4:05
Broncos at Raiders	4:05
Jets at Dolphins	4:05
Seahawks at Rams	4:25
49ers at Saints	4:25
Ravens at Patriots	8:20
Monday, November 16, 2020	
Vikings at Bears	8:15
<i>Week 10 Byes: Falcons, Cowboys, Chiefs, Chargers</i>	

WEEK 11

Thursday, November 19, 2020	
Cardinals at Seahawks	8:20
Sunday, November 22, 2020	
Titans at Ravens	1:00
Lions at Panthers	1:00
Eagles at Browns	1:00
Patriots at Texans	1:00
Packers at Colts	1:00
Steelers at Jaguars	1:00
Falcons at Saints	1:00
Bengals at Washington	1:00
Chargers at Broncos	4:05
Cowboys at Vikings	4:25
Chiefs at Raiders	8:20
Monday, November 23, 2020	
Rams at Buccaneers	8:15
<i>Week 11 Byes: Bills, Bears, Dolphins, Giants, Jets, 49ers</i>	

WEEK 12

Thursday, November 26, 2020	
Texans at Lions	12:30
Washington at Cowboys	4:30
Ravens at Steelers	8:20
Sunday, November 29, 2020	
Raiders at Falcons	1:00
Chargers at Bills	1:00
Giants at Bengals	1:00
Titans at Colts	1:00
Browns at Jaguars	1:00
Panthers at Vikings	1:00
Cardinals at Patriots	1:00
Dolphins at Jets	1:00
Saints at Broncos	4:05
49ers at Rams	4:05
Chiefs at Buccaneers	4:25
Bears at Packers	8:20
Monday, November 30, 2020	
Seahawks at Eagles	8:15

WEEK 13

Thursday, December 3, 2020	
Cowboys at Ravens	8:20
Sunday, December 6, 2020	
Saints at Falcons	1:00
Lions at Bears	1:00
Colts at Texans	1:00
Bengals at Dolphins	1:00
Jaguars at Vikings	1:00
Raiders at Jets	1:00
Washington at Steelers	1:00
Browns at Titans	1:00
Rams at Cardinals	4:05
Giants at Seahawks	4:05
Eagles at Packers	4:25
Patriots at Chargers	4:25
Broncos at Chiefs	8:20
Monday, December 7, 2020	
Bills at 49ers	8:15

WEEK 14

Thursday, December 10, 2020	
Patriots at Rams	8:20
Sunday, December 13, 2020	
Broncos at Panthers	1:00
Texans at Bears	1:00
Cowboys at Bengals	1:00
Packers at Lions	1:00
Titans at Jaguars	1:00
Chiefs at Dolphins	1:00
Cardinals at Giants	1:00
Vikings at Buccaneers	1:00
Colts at Raiders	4:05
Jets at Seahawks	4:05
Falcons at Chargers	4:25
Saints at Eagles	4:25
Washington at 49ers	4:25
Steelers at Bills	8:20
Monday, December 14, 2020	
Ravens at Browns	8:15

WEEK 15

Thursday, December 17, 2020	
Chargers at Raiders	8:20
Saturday, December 19, 2020	
TBD	4:30
TBD	8:15
Saturday/Sunday & Time TBD	
Bills at Broncos	TBD
Panthers at Packers	TBD
Texans at Colts	TBD
Jets at Rams	TBD
Lions at Titans	TBD
Sunday, December 20, 2020	
Buccaneers at Falcons	1:00
Jaguars at Ravens	1:00
Patriots at Dolphins	1:00
Bears at Vikings	1:00
Browns at Giants	1:00
Seahawks at Washington	1:00
Eagles at Cardinals	4:05
Chiefs at Saints	4:25
49ers at Cowboys	8:20
Monday, December 21, 2020	
Steelers at Bengals	8:15

WEEK 16

Friday, December 25, 2020	
Vikings at Saints	4:30
Saturday, December 26, 2020	
TBD	4:30
TBD	8:15
Saturday/Sunday & Time TBD	
49ers at Cardinals	TBD
Buccaneers at Lions	TBD
Broncos at Chargers	TBD
Dolphins at Raiders	TBD
Browns at Jets	TBD
Sunday, December 27, 2020	
Giants at Ravens	1:00
Bengals at Texans	1:00
Bears at Jaguars	1:00
Falcons at Chiefs	1:00
Colts at Steelers	1:00
Panthers at Washington	1:00
Rams at Seahawks	4:05
Eagles at Cowboys	4:25
Titans at Packers	8:20
Monday, December 28, 2020	
Bills at Patriots	8:15

WEEK 17

Sunday, January 3, 2021	
Dolphins at Bills	1:00
Saints at Panthers	1:00
Packers at Bears	1:00
Ravens at Bengals	1:00
Steelers at Browns	1:00
Vikings at Lions	1:00
Titans at Texans	1:00
Jaguars at Colts	1:00
Chargers at Chiefs	1:00
Jets at Patriots	1:00
Cowboys at Giants	1:00
Washington at Eagles	1:00
Falcons at Buccaneers	1:00
Raiders at Broncos	4:25
Cardinals at Rams	4:25
Seahawks at 49ers	4:25

• Sunday night games in Weeks 5-16 subject to change; Week 17 game TBD

Steelers Staff Directory

UPMC Rooney Sports Complex

3400 South Water Street
Pittsburgh, PA 15203
Phone: 412-432-7800

**Administration**

Arthur J. Rooney II, President
Arthur J. Rooney Jr., Vice President
Diane Lowe, Administrative Assistant
Connie Zelinsky, Administrative Assistant

Coaching

Mike Tomlin, Head Coach
John Mitchell, Assistant Head Coach
Randy Fichtner, Offensive Coordinator
Keith Butler, Defensive Coordinator
Danny Smith, Special Teams Coordinator
Teryl Austin, Senior Defensive Assistant/Secondary
Tom Bradley, Defensive Backs Coach
Matt Canada, Quarterbacks Coach
James Daniel, Tight Ends Coach
Karl Dunbar, Defensive Line Coach
Eddie Faulkner, Running Backs Coach
Ike Hilliard, Wide Receivers Coach
Adrian Klemm, Assistant Offensive Line Coach
Jerry Olsavsky, Inside Linebackers Coach
Shaun Sarrett, Offensive Line Coach
Denzel Martin, Assistant Outside Linebackers Coach
Blaine Stewart, Assistant Wide Receivers Coach
Matt Symmes, Coaching Assistant
Garrett Glemont, Conditioning Coordinator
Marcel Pastoor, Conditioning Assistant
Rodain Delus, Strength & Conditioning Intern
Terry Cousin, Player Engagement Coordinator
Chrispy Bulger, Administrative Assistant
Mia Daudet, Administrative Assistant

Football Operations

Kevin Colbert, Vice President & General Manager
Omar Khan, Vice President of Football & Business Administration
Dan Rooney Jr., Player Personnel Coordinator
Brandon Hunt, Pro Scouting Coordinator
Phil Kreidler, College Scouting Coordinator
Rick Reiprith, Senior Assistant, College Scouting
Mark Bruener, College Scout
Mike Butler, College Scout
Dan Colbert, College/Pro Scout
Kelvin Fisher, College Scout
Mark Gorscak, College Scout
Chidi Iwuoma, College Scout
Dennis Macinnis, BLESTO Scout
Bruce McNorton, College Scout
Dave Petett, Pro/College Scout
Cole Marcoux, Football Administration Coordinator
Aidan Hennessey-Niland, Team Operations Coordinator

Tosin Kazeem, Football Analyst
Jay Whitmire, Football Analyst
Maureen Mannion, Administrative Assistant
Fawwaz Izzuddin, Scouting Intern

Communications

Burt Lauten, Director of Communications
Michael Bertsch, Communications Manager
Angela Tegnella, Communications Assistant
Alissa Cavaretta, Communications Assistant/Social Media
Thomas Chapman, Communications Intern

Football Equipment

Adam Regan, Equipment Manager
Patrick Noone, Field Manager/Assistant Equipment Manager
Derek Rinehart, Equipment Assistant
Lou Balde, Equipment Assistant
Alex Kwong, Equipment Intern

Video

Bob McCartney, Director of Video & Facilities
Andy Lizanich, Assistant Director of Video
Todd Lewis, Video Assistant
Kory Hartbauer, Video Assistant

Athletic Training

John Norwig, Head Athletic Trainer
Jon Andino, Assistant Athletic Trainer/Physical Therapist
Sonia Ruef, Assistant Athletic Trainer
Daveon Lee, Assistant Athletic Trainer

Medical

James P. Bradley, M.D., Orthopedic Surgery
Mark Duca, M.D., Internal Medicine
Joseph Maroon, M.D., Neurosurgery
Craig Mauro, M.D., Orthopedic Surgery
Tony Yates, M.D., Internal Medicine

Business Office

Bob Tyler, Vice President of Finance
Jodie Spagnoli, Controller
Kelly Serafin, Payroll/Benefits Coordinator
Jody Lubawski, Stadium Accounting Manager
Barbara Snyder, Stadium Payroll Coordinator
Mary Beth Gilbert, Senior Accountant
Klavin Boyd, Senior Accountant/Analyst
Colleen Kimmel, Accounts Payable Specialist
Jenny Shaeffer, Human Resources Manager
Dan Ferens, Business Administration
Shaw Sunder, Receptionist
Emily Hamel, Front Office Intern
Jerry Langan, Stationary Engineer

Information Technology

Scott Phelps, Vice President of Technology
Jon Pugliano, Business & Football Systems Manager
Craig Pelat, Network & Security Researcher
Scott Graham, Front End Solutions Coordinator
Richard Hilinski, Systems Engineer
Andrew Searight, Network Support Technician
Joe Veltri, Applications Developer

Community Relations

Blayne Holmes Davis, Director of Community Relations
Stacie Lawrence, Administrative Assistant

Sales and Marketing

Ryan Huzjak, Vice President of Sales and Marketing
Shelby Petersen, Administrative Assistant
Melanie Harris, Director of Business Analytics

Corporate Partnerships and Activation

AJ Poole, Director of Partnership Sales and Activation
Chris Hart, Corporate Partnerships Manager
Kurt Gingrich, Corporate Partnerships Manager
Tim Post, Corporate Partnerships Manager
Amy Siebenkittel, Senior Manager of Partnership Activation
Chelsea Zahn, Partnership Activation Manager
Marie Zeitler, Partnership Activation Manager
Leah DeNardo, Partnership Activation Specialist
Matt Walker, Corporate Partnership Coordinator
Amy Regan, Corporate Partnership Administrator

Ticket and Premium Seating Sales

Kristen Lewandowski, Director of Ticket and Premium Seating Sales
Brandon Wrobel, Manager of Premium Seating Sales
Caityn Cossu, Ticket Sales and Retention Account Executive

Security

Bob Jones, Executive Director of Team and Stadium Security
Jack Kearney, Team Security
Pat MacIntyre, UPMC Rooney Sports Complex Security

Steelers Staff Directory

Heinz Field

100 Art Rooney Avenue
Pittsburgh, PA 15212
Phone: 412-697-7700



One North Shore Place

358 North Shore Drive Suite 200,
Pittsburgh, PA 15212
Phone: 412-697-7777

Ticket Operations

Ben Lentz, Director of Ticket Operations

Chris McMurtrie, Ticket Operations Manager

Rami Qarooni, Ticket Operations & Analytics Coordinator

Michael Karczewski, Ticket Operations Coordinator

Marketing and Events

Rick Giugliano, Director of Marketing & Events

Jonathan Mancuso, Event Marketing Manager

Lynne Molyneux, Alumni Relations Manager

Mike Marchinsky, Youth Football and Player Relations Manager

Brandon Artman, Event Marketing Operations Coordinator

Joe Lofton, Youth Football Coordinator

Fan Engagement

Suzanne Guzzo, Director of Steelers Nation Unite

Brittany Zeman, Email Marketing Manager

Nora Papp, Steelers Nation Unite Program Manager

Caitlin Grieco, Email Specialist

Ambler Iuni, Fan Engagement Communications Specialist

Digital, Broadcast and Gameday Content

Reagan Berube, Director of Content

Jeff Brown, Digital Media Manager

Stephen Finerty, Video Production Manager

Kyle Kron, Social Media Manager

Michael Murphy, Creative Services Manager

Karl Roser, Manager of Photography

Chris Burns, Stadium Events Manager & Gameday Producer

Emile Khoury, Producer, Creative Content

Gerard Schaefer, Producer, Studio Programming

Alec Balenciaga, Video Producer

Jason Pischke, Producer, Video & Motion Graphics

Missi Matthews, Steelers.com/Steelers TV Reporter

Bob Labriola, Editor Steelers Digest/Contributor Steelers.com

Teresa Varley, Assistant Editor Steelers Digest/Contributor Steelers.com

Jacob Newton, Digital Analyst

Maria Rodriguez, International Content Coordinator

Caitlyn Epes, Photography Intern

Quentin McCorvey, Social Media Intern

Patrick Smith, Digital Media Intern

Lauren Jordan, Graphic Design Intern

Natalie Hesse, Social Media Coordinator

Stadium Operations

Jim Sacco, Vice President of Stadium Operations & Management

Rob Thompson, Director of Stadium Event Operations

Joe Simon, Director of Facility Operations

Travis Baker, Director of Guest Experience

Mary Malanos, Manager of Guest Experience & Tours

Jason Kobeda, Assistant Director of Facility Operations

Monica Agbalog, Luxury Suites Manager

Nick Sero, Corporate Communications Manager

Greg Hoyer, Stadium Event Operations Manager

Spencer Girman, Logistics & Shipping Manager

Justin Hunt, Audio/Video Manager

Kevin Fleming, Audio/Video Technician

Cayce Little Pastoor, Director of Club Events & Operations

Meghan McCabe, Club Events Manager

Taylor Goodman, Club Events Manager

Bethany Zucco, EvenOperations Intern

Chris Ecton, Sports Turf Operations Manager

John Fox, Playing Surface Staff

Andy Lipinski, Playing Surface Staff

Bill Ellinger, Playing Surface Staff

Keith Gray, Grounds Crew

Mark Hall, Grounds Crew

Neil Hodges, Grounds Crew

Jim Pearce, Grounds Crew

John Wodarek, Event Operations

Denny Buchleitner, HVAC Technician

Ron Moye, Electrician

Bob Rossi, Plumber

Heidi Edwards, Project Coordinator

Brian Delany, Project Assistant Intern

Jessi Sabatini, Administrative Assistant

Geneva Jordan, Receptionist

Merchandising and eCommerce

John Wolfe, Director of Merchandising and eCommerce

Quintin Lovicks, Lead Web Developer

Lindsay Ebken, Apparel Merchandise Manager

Megan Stepnoski, Apparel Assistant Manager

Robb Gedrys, Division Manager – Store Operations & Special Projects

Stephanie Beck, Fulfillment & Logistics Manager

Mackenzie Alishouse, Fulfillment & Logistics Specialist

Brian Rogiero, Authentic Memorabilia Operations Manager

Sam Rogiero, Merchandising Manager of Novelties & Stadium

Janice O'Toole, Assistant Merchandising Manager of Novelties & Stadium

Jim Moon, Allocation Manager, Warehouse & Designated Categories

Mark Byrnes, Warehouse Manager

George Beck, Assistant Warehouse Manager

Renae McNabb, Administrative Assistant

Sheryl Speer, Accounts Payable – Purchasing

Mark Cancilla, Visual Designer, Digital Commerce

Joyce Sansky, Receptionist

Stores

GROVE CITY PREMIUM OUTLETS

Susan Kalafut, Store Manager

Debbi Gabler, Store Assistant Manager
HEINZ FIELD

Corey Flannagan, Store Manager

Dustin Obuchowski, Assistant Store Manager

Lauren Fisher, Assistant Store Manager
TANGER OUTLETS

Courtney Duzyk, Store Manager

Lee Bongiorno, Assistant Store Manager

IMPORTANT DATES

Aug. 6

Hall of Fame Game vs. Dallas

Aug. 6-9

Hall of Fame Weekend

Aug. 14

Preseason game vs. Tampa Bay

Aug. 23

Preseason game vs. New Orleans

Aug. 28

Preseason game at N.Y. Jets

Sept. 3

Preseason game at Carolina

Sept. 5

Clubs must reduce roster to a maximum of 53 players on the Active/Inactive List

Sept. 6

Clubs may establish a practice squad of 10 players

Sept. 10-13

NFL Kickoff Weekend 2019

Sept. 14

Regular-season opener at N.Y. Giants

Jan. 9-10

Wild Card Playoffs

Jan. 16-17

Divisional Playoffs

Jan. 24

AFC and NFC Championship Games

Jan. 31

NFL Pro Bowl, Orlando, Florida

Feb. 7

Super Bowl LV, Tampa, Florida

Pittsburgh Steelers Ownership Group

MEDIA INFORMATION

FOOTBALL STAFF

2020 PLAYERS

2019 IN REVIEW

STEELERS HISTORY

RECORDS



Art Rooney II



David Blitzer



Rob Citrone



Paul Evanson



Josh Harris



Doug Lebda



Jack McGinley



Larry Paul



Stephen Paul



Bruce Rauner



Art Rooney, Jr.



Brian Rooney



Dan Rooney Jr.



John Rooney



Paul Sams



John Stallworth



Benjamin Statler



Scott Swank



Thomas Tull



Peter Varischetti



Mike Wilkins

NC Revocable Trust
Not Pictured



TRAINING CAMP HISTORY

The Steelers have held their annual training camp at several locations throughout club history before settling on their current camp home at Saint Vincent College. The 2020 season would've marked the 55th consecutive year that the Steelers held their preseason training camp in Latrobe, Pa. Unfortunately, the Steelers will not hold their annual training camp at St. Vincent in 2020 in order to adhere to the NFL's policies and guidelines for Covid-19 safety. The team plans to return its training camp to St. Vincent in 2021. The Steelers' 55-year tenure at Saint Vincent College ranks second (tied with Minnesota) in the NFL for training camp longevity, trailing only the Green Bay Packers, who have held their preseason camp at St. Norbert College in DePere, Wisc., for 60 years. The final two weeks of the Steelers' 1966 training camp were held at Saint Vincent College after beginning camp at the University of Rhode Island.

The Steelers first full camp at Saint Vincent College took place in 1967.

The following is a complete list of places where the Pittsburgh Steelers have held their training camps, along with the years they were there:

LOCATION	YEARS
Moore Field (<i>Pittsburgh, Pa.</i>)	1933-37
St. Francis College (<i>Loretto, Pa.</i>)	1938-40
Hershey, Pa.	1941-42, 1945-46
Philadelphia, Pa.	1943
Waukesha, Wisc.	1944
Alliance College (<i>Cambridge Springs, Pa.</i>)	1947-51
St. Bonaventure College (<i>Allegheny, N.Y.</i>)	1952-57
California State Teachers College (<i>California, Pa.</i>)	1958-60
Slippery Rock College (<i>Slippery Rock, Pa.</i>)	1961
West Liberty College (<i>Wheeling, W. Va.</i>)	1962-63
University of Rhode Island (<i>Kingston, R.I.</i>)	1964-66
Saint Vincent College (<i>Latrobe, Pa.</i>)	1966-2019
Heinz Field (<i>Pittsburgh, Pa.</i>)	2020

Heinz Field Fun Facts



Owner: Sports and Exhibition Authority of Pittsburgh and Allegheny County

Developer: Pittsburgh Steelers

Tenants: Pittsburgh Steelers, University of Pittsburgh

Architect: HOK Sports

Construction Manager: Hunt Construction Group/Mascaro (A Joint Venture)

Ground Breaking: June 18, 1999

Square Footage: 1.49 million square feet

Seating Capacity: 68,400 seats

Club Seating: 8,610 seats

Suites: 136

Club Lounges: 3 — UPMC Club & Club West approximately 45,000 square feet, Champions Club 20,000 square feet.

Restrooms: 25 women's, 25 men's and 8 family.

Concessions: 44 stands and 57 portables.

Merchandise: 15 Novelty Locations, 6 Gift Shops, 5 Program Stands and 4 Merchandise Locations.

Locker Rooms: Steelers' locker room is 6,000 square feet, Panthers' locker room is 4,600 square feet and both visiting locker rooms are 2,600 square feet.

Scoreboards: Heinz Field has two Daktronics HD LED video boards. The video board in the south end zone, updated prior to the 2017 season, increased 45% in size to 41 x 123. During the 2014 offseason a 35 x 72 foot video board was installed in the northwest corner of the stadium. The board features a 13HD pixel layout and gives fans that had a limited view of the main Daktronics board in the south end a perfect vantage point.

Television Sets: 650

Playing Surface: The turf is a blend of four varieties of Kentucky Bluegrass, covering just over two acres. The soil is a twelve inch, sand-based root zone, meeting USGA specifications for particle size. Under the root zone approximately 40 miles of ¾ inch piping heat the soil. Below the heating system there is a four inch layer of pea gravel which contains drain pipes that empty into a 22-inch collector pipe surrounding the perimeter of the field.

Sight Lines: 60 feet from sideline to first row and 25 feet from end zone to first row.

Escalators: 5

Elevators: 7 Passenger and 2 Freight

Pedestrian Ramps: 4

FedEx Great Hall: Located on the ground level of the East side of Heinz Field. The FedEx Great Hall is home to Pittsburgh Steelers and University of Pittsburgh memorabilia, Hall of Fame artifacts, Quaker Steak & Lube and Primanti Brothers.


High School Murals: Throughout Heinz Field there are 60 murals from area high schools that have won a WPIAL or City League Football Championship.

WPIAL Champions at Heinz Field: Opened for the 2014 season, the display honors every WPIAL Champion since 2001, the first year of Heinz Field.

South Plaza Expansion: An additional 2,633 seats were added to Heinz Field prior to the start of the 2015 season. The new seats are a mixture of general reserved seating, club seating and an additional five suites. The South Plaza also offers three new premium concessions, Burgatory, "Mac N'at" and Papa John's Pizza.

Heinz Ketchup

BOTTLES FACTS The bottles are exact replicas—down to the embossed “57” on the bottle’s neck—of the Heinz Ketchup 14 ounce glass bottle. Each bottle includes 8,000 pounds of fiberglass, 375 feet of neon tubing and 20,500 light-emitting diodes (LEDs). Each Heinz Ketchup Bottle measures 35 feet X 9 feet and each weighs 8,000 pounds, both totaling 16,000 pounds, the equivalent of 53—300 pound NFL linemen. If the Heinz Ketchup bottles were filled with Heinz Ketchup, they would contain 1,664,000 fluid ounces each. That is enough to give each person seated at Heinz Field at least one 14-ounce bottle of ketchup to take home. If both bottles were emptied, the entire football field would be covered in 3/4 of an inch of ketchup. Approximately 4,500 footballs could fit into each scoreboard ketchup bottle.



Pittsburgh Steelers Media Guidelines

MEDIA RELATIONS STAFF

Burt Lauten, Director of Communications
Michael Bertsch, Communications Manager
Angela Tegnella, Communications Assistant
Alissa Cavaretta, Communications Assistant/
 Social Media
Thomas Chapman, Communications Intern

MEDIA RELATIONS CONTACT INFORMATION

During the Week

Direct—(412) 432-7820

Main—(412) 432-7800

Fax—(412) 432-7878

Game Day (Heinz Field)

Press Box—(412) 697-7198

Media Workroom—(412) 697-7700, x-6530

Press Box Fax—(412) 697-7125

Media-Only Site

The Steelers' Media Relations department offers a "Media-Only" section on the team's website, www.steelers.com/media. This service enables registered media to view the media guide, necessary game releases, stats, rosters, injury reports, quotes and much more, including media policies and information about Heinz Field. Media members must also utilize this site to apply for game credentials. To access the media website, go to www.steelers.com/media and enter the password steelersmedia.

PRESS INFORMATION

All Steelers press releases and media advisories are posted on the Communications' department Twitter account — @SteelersPRDept. The team's weekly media packets are distributed via email and are posted on the team's Media site — www.steelers.com/media.

Please contact Steelers Media Relations to be added to the team's email distribution list for all press releases and media advisories.

Media can access the latest league press information by visiting the NFL's media site at www.nflmedia.com. The NFL's official website address is www.nfl.com.

Additional NFL news and labor-related information can be found at www.nflabor.com.

DRIVING DIRECTIONS

Directions To Heinz Field From Airport

- Merge onto I-376 E toward Pittsburgh/Turnpike East/I-79
- I-376 East becomes I-279 North
- Continue on I-279 and take exit 1B on the left toward North Shore
- Turn slight left onto Reedsdale Street.
- Left onto Allegheny Avenue, which becomes North Shore Drive
- Follow North Shore Drive, which circles Heinz Field.

Directions To Airport From Heinz Field

- Head South on Art Rooney Avenue toward W General Robinson Street.
- Turn Left onto W General Robinson Street.
- Turn Left onto Tony Dorsett Drive
- Turn left onto Reedsdale Street and merge onto I-279 South toward I-376 East/Fort Pitt Bridge/Airport/Monroeville.
- Continue on I-279 South and it becomes I-376 West.
- Take PA-576-TPKE E exit, EXIT 6, toward US-22/Airport
- Take exit, US 22 West toward Airport.

Pittsburgh Steelers Media Guidelines

Directions To Steelers Practice Facility From Airport

- Take Route 60 South toward Pittsburgh, which turns into I-279 North.
- Follow I-279 North through Fort Pitt Tunnel. Get in right lane before entering tunnel.
- Exit tunnel and follow sign toward 376 East/Monroeville.
- Get in left lane and exit left at Grant Street exit (it will be your first exit).
- Go through light and make first right turn at next light onto First Avenue.
- Make second left turn onto “B” Street.
- Make first right turn onto Second Avenue.
- Follow Second Avenue past Tenth Street Bridge, and all the way to the Hot Metal Bridge (29th Street).
- Turn right onto Hot Metal Street/29th Street and cross the Hot Metal Bridge.
- At the end of the bridge make an immediate left at the first light onto South Water Street.
- The Steelers offices are located in the fourth building on the right.

Directions To Airport From Steelers Practice Facility

- Turn left out of parking lot and go to first light.
- Turn right at light and cross Hot Metal Bridge.
- Turn left at light onto Second Avenue.
- Follow Second Avenue past 10th Street Bridge (on left) and Armstrong Tunnels (on right).
- Continue past next light and make a left on “B” Street.
- Make first right onto First Avenue and continue two blocks to light.
- Turn left onto Grant Street and stay in left lane.
- Follow signs toward I-279 South/Fort Pitt Tunnel/Airport.
- Go through Fort Pitt Tunnel and continue on I-279 South and it will turn into US 22 West/US 30 West.
- Take US 22 West toward Airport.

Directions To Steelers Training Camp From Pittsburgh (West)

- Follow I-376 East approximately 12-13 miles to the Pennsylvania Turnpike/I-76.
- Follow the Turnpike/I-76 East for approximately 11 miles.
- Take first exit (Exit #7 - Irwin) and follow signs for Route 30 East.
- Continue on Route 30 East for approximately 18 miles.
- As you come down a long hill just before getting to Latrobe, you will see a sign on the right for St. Vincent College at a traffic light.
- Turn left onto the St. Vincent campus.
- Follow the road to the right and loop left to the guard gate.
- If you arrive at Arnold Palmer Airport (on right), you’ve gone too far on Route 30.

Directions To Steelers Training Camp From East

- Follow Pennsylvania Turnpike/I-76 West to New Stanton.
- Follow Route 119 North to Route 30 East.
- Follow Route 30 East to Latrobe.
- As you come down a long hill just before getting to Latrobe, you will see a sign on the right for St. Vincent College at a traffic light.
- Turn left onto the St. Vincent campus.
- Turn left just prior to the practice fields.
- If you arrive at Arnold Palmer Airport (on right), you’ve gone too far.

CREDENTIALS

Home Games: Media members must submit credential requests for home games through the team’s credential website, the link to which is located on the “Media-Only” section of the Steelers website. All requests must be made no later than seven days prior to the game. The Steelers reserve the right to deny any request.

Due to recommended security procedures, user names must be provided for every credential that is requested. Please specify which credential users need field access throughout the entire game and those who need pre-game field access only.

Pittsburgh Steelers Media Guidelines

All parties should be aware that the names submitted for the credentials must be the names that show up to the stadium with valid government-issued photo identification. Once the credentialed members of the media arrive at Heinz Field, their credential number will be on a security list and matched with a name.

Credentials cannot be transferred or altered on game days or days leading up to the game to reflect a credential user other than the person the credential was issued to by the Steelers organization.

Media who are assigned to cover every Steelers' home game may apply for season credentials. Season-long credentials will be distributed prior to the team's first preseason game.

Media who receive credentials on a game-by-game basis must pick up their credentials at Media Will Call located at Heinz Field next to the Steelers administrative offices entrance on Allegheny Avenue, across from the Carnegie Science Center. Government-issued photo identification is required to pick up credentials at Will Call.

Due to recommended security procedures, the Steelers do not mail out credentials.

Road Games: Pittsburgh media traveling to Steelers' road games must submit their requests to tegneliaa@steelers.nfl.com no later than **seven days** prior to the road game. The Steelers reserve the right to deny any request.

GAME DAY

Parking

Parking at and around Heinz Field is limited and not all credentialed media will receive a parking pass. Following are additional game day parking recommendations for media who do not receive parking passes:

Utilize parking areas Downtown, in Station Square, Rivers Casino garage or one of the Port Authority's Park and Ride Lots.

Downtown parking is available at eight (8) Pittsburgh Authority Garages, the Mon Wharf and the Convention Center. Recommended private garages include the Brunner Advertising Building, the PPG Building, Fifth Avenue Place and US Steel Building.

From Downtown parking lots, media can access Heinz Field via sidewalks on the Roberto Clemente Bridge and the Ft. Duquesne Bridge.

Reserved, pre-sold parking lots around the stadium open five hours before kickoff.

Satellite truck parking requests must be submitted by completing the satellite parking request form which can be obtained by emailing Jessi Sabatini (SabatiniJ@Steelers.nfl.com). Questions regarding satellite parking should be directed to Jessi Sabatini.

Television trucks will park in the satellite truck lot located on Allegheny Avenue, across from the Carnegie Science Center, adjacent to the stadium.

Due to limited space, all requests will not be granted. Requests should be submitted no later than the Monday leading up to a Sunday game.

Will Call

Media Will Call is located at Heinz Field next to the Steelers' administrative offices entrance on Allegheny Avenue, across from the Carnegie Science Center.

All media picking up credentials on game day must do so at Media Will Call.

Media Will Call opens four hours prior to kickoff.

A valid form of government-issued photo identification is required to pick up credentials.

Media Will Call is not the same as the general ticket Will Call window, which is located between the Great Hall and Gate B on the northeast side of Heinz Field.

Phone Lines

Media interested in setting up a game day phone line at Heinz Field should log onto www.heinzfield.com/media-phone-line-request/. Please contact Greg Hoyer with any questions at (412) 697-7147.

Frequency Coordinator

Please be advised that the holder of NFL game credentials employing a wireless radio frequency device such as a wireless microphone, communications radio, etc. (cell phones excluded) must submit their request(s) to the NFL's Event Frequency Coordination system by visiting <https://EFC.NFL.NET>. If you have frequency-related questions, please email Otto Schellin at EFCSteelers@NFL.com. Please distribute this information to your media.

Pittsburgh Steelers Media Guidelines

Internet

The press box and photo rooms at Heinz Field are equipped with wireless internet access. You will be supplied with this information in those areas.

Directions to Heinz Field Locker Rooms (from Press Box)

Steelers: Exit press box to the left to elevator bank. Take elevator to ground level. Proceed straight through Steelers Administrative Offices lobby to rear doors. Walk through doors approximately 30 feet and Steelers locker room is on your right. For the Steelers interview room, make a sharp right prior to the rear doors of the Steelers lobby.

Visitors: Exit press box to the left to elevator bank. Take elevator to ground level. Proceed straight through Steelers Administrative Offices lobby to rear doors. Proceed through the rear lobby doors and make a left. Follow corridor about 50 yards. The visiting locker room is on your right. The visiting interview room is inside the locker room entrance.

TRAINING CAMP

Credentials

Media seeking credentials to the Steelers training camp must first contact the team's media relations department for approval by emailing ChapmanT@steelers.nfl.com. Guidelines will be provided at that time. The Steelers reserve the right to deny media credentials to the team's training camp. Requests will be reviewed on a case-by-case basis.

UPMC Rooney Sports Complex Practice Field Access

Credentialed print and electronic media are allowed to watch Steelers practices in their entirety. All media must be at field level. Media are prohibited from watching practice from the hillside without prior approval from the team's media relations department. Videotaping any portion of practice from the hillside or other remote locations is strictly prohibited. All access guidelines will be explained to media upon arrival.

All photographers (still and video) are allowed to tape warm-ups and individual position drills. Photographers are prohibited from taping any one-on-one or team drills, including 7-on-7 drills or anytime players are in a team formation.

Media are allowed to tape stand-ups during the designated periods when video cameras may shoot practice, any other exceptions must be cleared through Steelers' media relations.

Media are prohibited from interacting with players and coaches during practice.

In the event of inclement weather, the team may be forced to practice indoors. Media may be allowed to attend indoor practices (at the team's discretion), but access will be limited.

Media are asked to silence cell phones and pagers before entering the practice area.

The Steelers reserve the right to change their access policy without prior notice.

IN SEASON/OFF-SEASON

UPMC Rooney Sports Complex

All Steelers daily football operations take place at the team's headquarters at the UPMC Rooney Sports Complex and not at Heinz Field. Coaches and players are at Heinz Field only on game days.

Media operations are subject to change due to the NFL's policies and guidelines for COVID-19 safety.

Pittsburgh Steelers Media Guidelines

All media visiting Steelers headquarters are encouraged to take their temperature routinely at home prior to departure for the facility and to remain at home if their temperature is elevated above 99.6. Media will have their temperature taken immediately upon arrival at the facility. Media will also sign in at the front desk upon arrival and receive a day badge. Badges must be worn at all times.

All media must remain in the team's media workroom while at the team's headquarters. The team's first and second floor lobby areas are not to be used for workspace or to conduct interviews.

Media are to access the practice fields from the first floor only.

Media setting up for sit-down interviews must be chaperoned to designated areas by Steelers' media relations.

Coaching offices and team meeting rooms are off limits to media. Interviews and any videotaping in the Steelers parking lot are prohibited. The team requires all interviews at the team's headquarters only be conducted in the team's locker room and other areas specifically designated by the team's media relations department.

While we understand the importance of breaking news, our expectation is that all media that cover the team will respect club policies that close walk-thru's and offseason workouts to the media, and that media will not resort to alternate means of recording those sessions even from a remote location. Media that continue to violate this request may have their access to the team's practice facility or on game days subject to review.

Press conferences, media availabilities, open practice sessions and other Steelers activities at the UPMC Rooney Sports Complex or Heinz Field may not be broadcast live by an individual or media outlet. This includes the use of social media applications such as Ustream, Periscope and Meerkat, among others.

UPMC Rooney Sports Complex Camera Credential Policy

The Pittsburgh Steelers require all visiting media who intend to use any type of electronic recording device to comply with the following policies when covering the team at club practices or events. The policies govern the online use of audio and video interviews and press conference content on non-game days and weekdays. These rules are designed to enable news organization websites to "illustrate" their coverage of the NFL with daily audio/video sound bites that supplement and complement the work of their reporters and columnists:

- All media members are required to wear credentials when on-site covering the Steelers at team headquarters.
- Camera operators may shoot video and still photos only in designated areas at the Steelers headquarters. These areas include and are limited to the practice field, locker room, media workroom and areas designated by the club's media relations department only. Still photographers do not have access to the locker room.
- Up to 90 seconds per day of audio and/or video of interviews or press conferences with NFL employees (including, but not limited to, players and coaches) or of team practice footage may be used on the Internet by credentialed news organizations. The content may not be used live and may be archived for no more than 24 hours. This applies to both game days and non-game days.

Pittsburgh Steelers Media Guidelines

Video/audio material comprised entirely of a credentialed media organization employee providing commentary or analysis, including stand-up video/audio material shot on the field or at other stadium or club facility locations (subject to generally applicable safety and venue management restrictions or shooting locations and times), may be distributed via media organizations' Internet sites.

The usage conditions are as follows:

- The page featuring the audio/video must provide links to **NFL.com** and the corresponding club site. For example: For more info, go to **www.nfl.com** and **www.steelers.com**.
- The content may be used only in an editorial context (such as in links that illustrate stories or in multimedia news sections) and may not be presented in stand alone multimedia entertainment sections of third party websites.
- No integrated advertising is permitted. Footage may appear on pages with banners and contextual ads, but the ads may not be specifically related to the NFL audio/video content.

Practice Field Access

Only local Pittsburgh media are allowed to watch Steelers practices. All access guidelines will be explained to media upon arrival.

Out of town media are prohibited from watching any portion of the team's practices.

All photographers are allowed to tape warm-ups and individual position drills. Photographers are prohibited from taping any one-on-one or team drills, including 7-on-7 drills or anytime the players are in a team formation.

Media are allowed to tape stand-ups during the designated periods when video cameras may shoot practice.

Media may not shoot video of the team leaving the field at the end of practice.

Any other exceptions must be cleared through Steelers' media relations.

Media are prohibited from interacting with players and coaches during practice.

Media are asked to silence cell phones and pagers before entering the practice area.

The Steelers reserve the right to change their access policy without prior notice.

Media are to access the practice fields from the first floor only.

Interviews

All interview requests must be approved by the Steelers' media relations department. The Steelers ask that media respect the privacy of players/coaches/staff and refrain from approaching any members of the organization or their families at their places of residence. Media that continue to violate this request may have their access to the team's practice facility or on game days subjected to review.

Pittsburgh Steelers Media Guidelines

Players are generally available in the locker room only at lunchtime and after practice on Wednesdays and Thursdays. Players are available in the locker room after practice only on Fridays. Player interviews are not to be conducted on the practice field or in other areas outside of the locker room, including the parking lot area, without prior approval from the Steelers' media relations department. Still photographers are not allowed in the Steelers' locker room.

Coach Tomlin will hold a weekly press conference every Tuesday at noon in the Steelers' media workroom. He will also be available after practice on Wednesdays and Thursdays (upon request) in the media workroom.

The team's Offensive, Defensive, and Special Teams Coordinators will generally be available on Thursdays. Assistant coaches are available only with the approval of the Steelers' media relations department. The best time to interview assistant coaches is as they leave the field after practice.

Only Coach Tomlin will be available to media on game days. Assistant coaches are not available

for interviews on game days.

All interview requests for Steelers' owners, director of football operations or other football/non-football staff must first be approved by Steelers' media relations.

Live shots are allowed in designated areas at Steelers' headquarters. Steelers' media relations must be notified in advance of any TV live shots.

Satellite trucks are required to park on the side of the Steelers' practice facility (near the train tracks). Media must seek prior approval for any exceptions.

TV/radio sit-down interviews must be approved in advance by Steelers' media relations.

Interviews of any kind are prohibited in the team's cafeteria.

Parking

All media are required to park on the opposite side of the Steelers' indoor practice facility from the team's offices.

Media with physical disabilities should make prior arrangements with Steelers' media relations for access to handicapped parking.

Heinz Field Diagram

MEDIA INFORMATION

FOOTBALL STAFF

2020 PLAYERS

2019 IN REVIEW

STEELERS HISTORY

RECORDS



STEELERS
TICKET OFFICE
& TICKET
WILL-CALL

PRESS GATE
& MEDIA
WILL-CALL

WEST RAMP &
WEST ESCALATORS

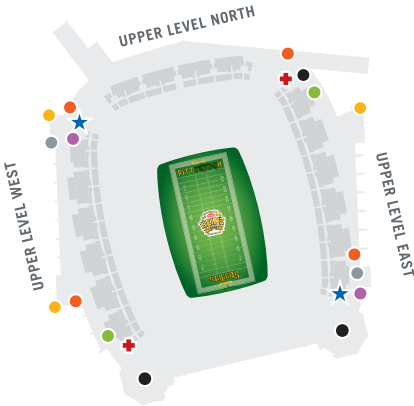


EAST RAMP &
EAST ESCALATORS

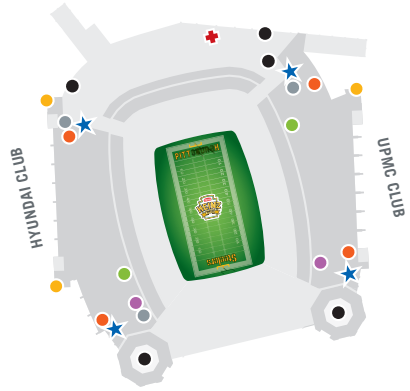


Heinz Field Diagram

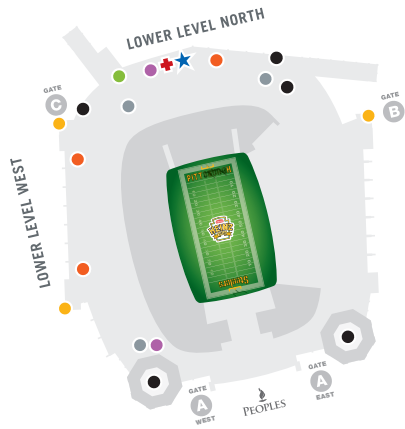
UPPER LEVEL



CLUB LEVEL



LOWER LEVEL



Looking for something?

- ATM
- FAMILY RESTROOM
- ESCALATOR
- ★ GUEST SERVICES
- MERCHANDISE
- RESTROOM
- ELEVATOR
- PHONE
- + FIRST AID

IN THE COMMUNITY



The Pittsburgh Steelers are proud to be a part of the Western Pennsylvania community.

The organization's strong commitment to this area dates back to 1933 when Arthur J. Rooney, Sr. founded the team.

That commitment was passed down to his son, late Steelers' Chairman, Ambassador Dan Rooney, and his grandson, President Art Rooney II. Steelers players, coaches and front office staff are involved in appearances, charitable donations and outreach programs with nonprofit and community groups. It's the team's way of giving back to the community that has given us so much!



Steelers Community Outreach Programs

American Heart Association

The Steelers, the NFL and the American Heart Association (AHA) partner on the Play 60 Challenge, a health and fitness program that incorporates physical activity for middle school students into daily classroom and after-school activities. The Steelers also support the AHA's annual Heart Walk.

Art Rooney Scholarship Fund

The Art Rooney Scholarship Fund was established in memory of the late founder of the Steelers, who died in August of 1988 after living most of his life on the North Side. The scholarship annually provides a grant to a Cardinal Wuerl North Catholic student and funds the Pittsburgh Promise scholarships for two Perry High School students. Since its beginning, the scholarship has awarded grants to more than 80 local students. The annual Gatorade/Steelers 5K Race, Fitness Walk and Kids' Kickoff Run is the major fundraiser for the scholarship fund. The event features a 3.1-mile level course on the North Side highlighted by a spectacular finish in Heinz Field.



▲ Former Steelers defensive end Aaron Smith and son Elijah.

Crucial Catch

In 2018, the NFL expanded its scope of the Crucial Catch platform to engage and impact more communities through the message of early detection and prevention.

The Steelers are continuing to support breast cancer awareness and participate in numerous initiatives. At the Crucial Catch game in October, the team recognizes local breast cancer survivors in a pregame ceremony. Pink Terrible Towels are distributed to all fans at the game in partnership with UPMC and Ford.

As part of the Steelers' breast cancer awareness activities, players who have a loved one affected by the disease serve as chefs at the "Cooking and Eating for a Healthy Life" class at Magee Women's Hospital of UPMC. In attendance are breast cancer survivors who enjoy the players' efforts in the kitchen.

Members of the Zeta Tau Alpha sorority distribute breast cancer information at GameDay Live before the breast cancer awareness game.

Steelers Community Outreach Programs

Cancer Caring Center

A portion of the proceeds from the annual Rock Steelers Style Fashion Show goes to the Cancer Caring Center. A current player chairs the annual Cancer Caring walk and has lunch with the top 10 fundraisers. The Cancer Caring Center is dedicated to helping people diagnosed with cancer, their families and friends cope with the emotional impact of cancer.

Catholic Youth Association


The Steelers organization annually supports the Art Rooney Award dinner, named for the team's founder, Art Rooney, Sr. For more than 80 years, Catholic Youth has served the most vulnerable members of our community, children and the elderly. Steelers ofensive tackle Al Villaneuva received the 2020 Bob Prince Award, which honors individuals who have had a strong impact on the local sports scene.

Children's Hospital of Pittsburgh of UPMC

Steelers players visit Children's Hospital of Pittsburgh to bring a smile to kids who are battling health issues. Players participate in various events for patients and their families, including the WDVE Radiothon and the Free Care Fund Telethon. In 2019, the Steelers donated teddy bears to patients for every monthly donor that signed up during the telethon. Children's also receives proceeds from the 50/50 raffle at a home game.



▲ Derwin Gray high-fives a new friend.



Chuck Noll Foundation

Pittsburgh Steelers team President, Art Rooney II, announced the establishment of a new foundation in 2016, The Chuck Noll Foundation for Brain Injury Research, to support continued research and education regarding brain injuries and treatment of sports-related concussions. The Steelers organization helped launch the foundation with an initial contribution of \$1 million. The Chuck Noll Foundation for Brain Injury Research will fund research which it believes is the most promising in the area of sports-related concussions and related conditions.

The annual Steelers Charity Walk to benefit the foundation will be held at Saint Vincent College on Saturday, July 28.

Cystic Fibrosis

A current player serves as honorary co-chair of the 65 Roses Sports Auction which features several teammates and benefits the Cystic Fibrosis Foundation. The foundation raises funds for research to discover a cure for the disease.

Greater Pittsburgh Community Food Bank

Head Coach Mike Tomlin, defensive tackle Cam Heyward and center Maurkice Pouncey, annually donate holiday turkeys for more than 600 needy families in the Pittsburgh area.

Heroes at Heinz Field

The Steelers annually partner with VA Health Care VSN 4 for a special evening at Heinz Field for Operation Enduring Freedom and Operation Iraqi Freedom veterans. Participants, many injured in the war, try out their football skills with the help of Steelers players. The players enjoy the opportunity to thank the "true heroes" for their service to ensure our continued freedom.

Steelers Community Outreach Programs

- ▼ **Mike Tomlin and 2019 Ed Block Courage Award winner, James Conner.**



Holy Family Institute-Pittsburgh Steelers Courage House

Greta Rooney, wife of Steelers President Art Rooney II, chairs the annual Courage House Awards luncheon. Each year a Steelers player is chosen as the Ed Block Courage Award winner for overcoming illness or injury. Steelers running back James Conner was chosen by his teammates and received the 2019 award from Head Coach Mike Tomlin.

Make-A-Wish

The Steelers organization works closely with Make-A-Wish to grant wishes. The wish experiences include meeting favorite players, a behind-the-scenes look at the Steelers practice facility and tickets to a home game.



Make-A-Wish

NFL Play 60

The NFL's program for an active generation encourages kids to be physically active for 60 minutes each day in an effort to combat childhood obesity. Many Steelers events incorporate the Play 60 message with players and coaches demonstrating the importance of fitness and activity. The team partners with American Dairy Association North East (ADANE) to promote Fuel Up to Play 60 (FUTP60) which encourages students to eat healthy.

NFL Walter Payton Man of the Year

The team's Walter Payton Man of the Year award is given annually to a player who best represents the late Chicago running back's commitment to community. Center Maurkice Pouncey was the 2019 nominee.

Rock Steelers Style Fashion Show

The team's annual fashion show features current players and their families modeling clothing from local and national retailers. The show is chaired by Greta & Art Rooney II and Kiya & Mike Tomlin, with two current Steelers players serving as co-captains. Proceeds benefit the UPMC Sports Medicine Concussion Program and the Cancer Caring Center.

ROCK STEELERS STYLE



- ▲ **Greta and Art Rooney II take the stage along with Kiya Tomlin.**

- ◀ **Trey Edmunds grants a wish.**

Steelers Community Outreach Programs



▲ Joe Green greets Lynn Swann at the Steelers Alumni Weekend dinner.

Rookie Club

The Rookie Club enables the team’s newest players to work as a group in order to gain confidence in their ability to interact with the community as Pittsburgh Steelers. It is an introduction to community service during the players’ first year with the team and provides a sense of camaraderie.

Salvation Army – Project Bundle-Up

Players and their families annually take disadvantaged children shopping for winter outerwear as part of the Salvation Army’s Project Bundle-Up program. Patricia Rooney, wife of late Steelers Chairman, Ambassador Dan Rooney, and Joe DiNardo, retired WTAE-TV weatherman, are founders of the program. 2019 marks the 22nd Project Bundle-Up Mini Golf fundraiser. A Steelers coach or player has served as the host of the event since its inception.

Social Justice

For the second year in a row, The Pittsburgh Steelers participated in the Social Justice Grant program to help support community efforts.

In 2018, the National Football League announced that each NFL team would match player contributions up to \$250,000 annually, for the purposes of establishing a fund to support community improvement, social justice and law enforcement relationships.

Steelers Alumni Weekend

Each year the team reunites a group of former players for Alumni Weekend. The weekend includes a fundraising dinner on Saturday night to benefit the UPMC Sports Medicine Concussion Program. The dinner is highlighted by the alumni sharing stories of their playing days and a silent auction. On game day the players are introduced to the fans at halftime.


Steely McBeam

Mascot Steely McBeam makes appearances at training camp, home games and numerous charitable events. For more information, visit www.steelers.com and click on Community.

▼ Ola Adeniyi plays with a friend at Project Bundle-Up.



Steelers Community Outreach Programs



▲ *Trey Edmunds and Marcus Allen hand out United Way literacy kits.*

United Way

The Steelers annually host the United Way's campaign kickoff at halftime of a preseason game, featuring three corporate participants in a field goal competition. The winner presents the United Way with its first campaign donation of the year.

Urban Impact Foundation

The Urban Impact Foundation (UIF) is a faith-based, nonprofit corporation which fosters Christian community development on Pittsburgh's North Side. One of the outreaches is through athletic programs and events. Many Steelers players participate in a football clinic held by UIF on Pittsburgh's North Side each summer.

Head Coach Mike Tomlin participates in the annual ManUp Pittsburgh conference which encourages local men to be better fathers and role models.



▲ *Ulysees Gilbert III teaches a skill session.*



▲ *The Steelers honor a veteran from WWII for Veterans Day.*

Veterans/Military

Steelers players visit the local VA Hospitals to spend time with the patients who have served our country. At each home game, veterans and active military personnel are honored for their service to the United States.

For Veterans Day, the Steelers honor a veteran from each of the wars going back to World War II. Color guards, representing all branches of the military, are present at each home game.



High School Zoom Calls

During the spring months when high school teams would normally be having in-person workouts and meetings, most high school programs turned to virtual meetings with their players. To help offer encouragement and some of their experiences, players including **Ola Adeniyi**, **Jordan Dangerfield**, **Terrell Edmunds**, and **Mike Hilton** joined several local high schools during their meetings. The players provided insight into their training and their path to the NFL to help the next generation of great players.

Class of 2020 Graduation

To celebrate the entire Class of 2020, **James Conner**, **Cameron Heyward**, and Steelers Legend **Brett Keisel** provided a message and the video boards at Heinz Field were filled with a congratulations message. On May 29, which would have been last day of school for several local school districts, messages were posted on Steelers and Steelers Youth Football social media accounts to celebrate the accomplishments of all students graduating in 2020.

USA Football Heads Up Program

The Steelers, along with the National Football League and USA Football, are working hard to improve the safety of football at all levels, especially with youth and high school players. USA Football's Heads Up Football program is a comprehensive solution to player safety which promotes coaching education and certification, equipment fitting, concussion recognition and awareness, heat and hydration, and heads up tackling. 76% of all youth football organizations have adopted Heads Up Football nationwide in their programs. Learn more at www.usafootball.com. To support the local football programs, the Steelers pay 50% of the fees to get coaches certified.

Youth Football Co-Captains

Prior to each home game, the Steelers invite two youth football players serve as co-captains for the game's coin toss. The two players decked out in their game jerseys enjoy sideline passes for pregame warmups, and tickets to the game with their family.

High School Coach of the Week

Each week, a local coach is honored as a High School Coach of the Week. This coach has either led his team to a big victory, an upset win, or done something special in their community. Each winner is invited to a Steelers home game, presented with a certificate, and receives a \$1,000 grant from the Steelers and the National Football League Foundation. A Coach of the Year is also selected, and his program receives a \$2,000 grant to improve his football program.

Don Shula Coach of the Year

Each NFL Club submits one coach in their market who embodies the spirit of coaching legend Don Shula. The NFL invites all the nominees to join the festivities at Pro Bowl, where the winner of the national award is announced. The Steelers 2019 nominee was Thomas Jefferson High School coach and Athletic Director, **Bill Cherpak**. Coach Cherpak just finished off a perfect 16-0 season with WPIAL and PIAA Class 4ATitles. In his 25 seasons as head coach, Coach Cherpak has led the Jaguars to four Pennsylvania State Championships and eight WPIAL Titles. The 2019 Jaguars team was a force on both offense and defense, averaging 46 points per game, while only giving up 4 points per game, including posting 6 shutouts.

Steelers Youth Football

Play Football Month (August)

The Steelers, National Football League and USA Football celebrate the start of football during the preseason games through in-stadium banners, promos on the Daktronics video board and by inviting youth football teams to enjoy the preseason games. Youth football games will be featured at halftime of each preseason game, and tickets have been provided to several youth football programs to enjoy the games.

Steelers Showcase Game of the Week - presented by the Pittsburgh Post-Gazette

Each week during the high school football season, high school football fans can vote on which game will be featured as the Steelers Showcase Game of the Week. The winning game will be featured on Steelers.com and on the Steelers social channels, and a Steeler player will head to the game to serve as an Honorary Co-Captain.

NFL Flag Football

NFL Flag Football is a great opportunity for boys and girls of all ages to enjoy the game of football. The Steelers continue to partner with several youth football organizations to offer a free NFL Flag Spring Season. These community-based programs offered in the spring help get kids playing football, and with NFL Flag Football, players receive a Steelers NFL Flag jersey and participate in weekly competition.

High School Football

Each year, the Steelers host four WPIAL Championship Games at Heinz Field in November. At the conclusion of the high school season, the six WPIAL Champions and the City League Champions are hosted at a Steelers game to honor their accomplishment.

WPIAL Champions at Heinz Field presented by UPMC

An area in the west main concourse of Heinz Field was designed to honor the WPIAL Football Champions from 2001-present. The display features the current champions' framed memorabilia, video highlights of the championship games, and mini helmets of each of the teams in the WPIAL and City League.

Play 60 FunZone

Kids in grades K-12 participate in five stations for 60 minutes to reinforce the Play 60 message during training camp practice at Saint Vincent College in Latrobe. The 60-minute clinic features a 10-minute stretch and five 10-minute stations. The five stations include a 40-yard dash, wide receiver, defensive back and running back drills; and do-it-at-home exercises.

Programs for Players: Steelers Youth Football Camps

These two-day football camps for boys and girls ages 6-14 offer instruction from the area's best high school coaches and current and former Steelers. The camps were held in June and July at California University of PA, Slippery Rock University, Saint Vincent College and West Allegheny High School. These non-contact camps provide instruction on every position, proper tackling, two tickets to a Steelers preseason game, camp T-shirt and more. Current and former Steelers players assisted the area's top high school coaches.

Steelers Youth Mini-Camps

The Steelers also offer several one-day, two and a half hour camps which were hosted in conjunction with local youth football organizations in June and July. These camps featured six stations that focused on basics of offensive and defensive skills and was highlighted by an appearance by one current or former Steelers player.

Gatorade Junior Training Camp

These non-contact camps are free for boys and girls ages 6-14 and are hosted at various times throughout the summer including at Heinz Field during the Rib and Kickoff Festival and prior to the annual night practice during training camp outside of Latrobe Memorial Stadium. The two-hour session emphasizes football fun drills and teaches proper tackling as well as skills at running back, quarterback, wide receiver and defensive back.

Youth Football Games at Halftime

The Steelers host three youth football games at halftime during home games. The preseason games feature tackle football from area youth football programs, with a 1st-and-Goal scenario. And at halftime of a regular season game, we feature local NFL Flag Football teams. For more information on NFL Flag Football, go to <https://www.nflflag.com/>.

Youth Football Teams at Training Camp

When the Steelers report to Saint Vincent College in Latrobe to start the season, so do area youth football teams. The Steelers celebrate Back to Football by inviting youth teams to welcome the team onto the field each day of training camp. The youth football players, decked out in their own jerseys, make a tunnel for the Steelers as they walk to practice.

Several yearly programs were either canceled or could be canceled due to the COVID-19 pandemic. The Steelers will continue to adhere to the policies and guidelines set forth from state and local government, as well as the NFL.



PITTSBURGH STEELERS





MIKE TOMLIN

Head Coach

COACHING EXPERIENCE

Total Coaching Experience
25 Seasons

NFL Coaching Experience
19 Seasons

COACHING TIMELINE

1995

Virginia Military Institute
Wide Receivers

1996

University of Memphis
Graduate Assistant

1997

Arkansas State
University Wide
Receivers

1998

Arkansas State
University Defensive
Backs

1999-2000

University of Cincinnati
Defensive Backs

2001-2005

Tampa Bay Buccaneers
Defensive Backs

2006

Minnesota Vikings
Defensive Coordinator

2007-2020

**Pittsburgh Steelers
Head Coach**

Mike Tomlin was named the 16th head coach in Pittsburgh Steelers history on January 22, 2007. Hired at the age of 34, Tomlin became only the third head coach hired by the Steelers since 1969.

In his 13 seasons as head coach for the Pittsburgh Steelers, Tomlin has accomplished many things that have never been done in the team's storied history. A franchise known for stability at the head coaching position, Tomlin ranks among the League's longest-tenured head coaches following the 2019 season.

Tomlin became the youngest head coach in NFL history to both coach in and win a Super Bowl when he led the Steelers to a 27-23 victory over the Arizona Cardinals in Super Bowl XLIII (36 years, 323 days). By winning the Super Bowl in only his second season as a head coach, he also became the fastest to win a Super Bowl title in Steelers history.

In his 13 years as head coach of the Steelers, Tomlin has led Pittsburgh to six AFC North titles, most recently in 2017, and has guided the Steelers to the playoffs eight times, including two trips to the Super Bowl (XLIII and XLV). Tomlin has won at least five home games in each of his first 13 years, including five at Heinz Field in 2019.

Tomlin has sent a total of 61 selections to the NFL's annual Pro Bowl, including the five players who received Pro Bowl honors for the 2019 season. Additionally, Tomlin was appointed by Commissioner Roger Goodell to the NFL's Competition Committee in March 2013.

Tomlin is one of only eight coaches in League history to win a Super Bowl within his first two seasons as an NFL head coach. He is the only head coach in Steelers history to lead the team to two Super Bowls in his first four seasons at the helm, including an appearance against the Green Bay Packers in Super Bowl XLV. He is one of only two Steelers head coaches to win three division titles in his first four seasons.

Tomlin has led Pittsburgh to a 133-74-1 record in the regular season since becoming the team's head coach in 2007 - the second-best record in the NFL during that time span. His 133-74-1 regular-season record (.642) is the best start in franchise history.

Pittsburgh was beset with injuries in 2019. The Steelers lost quarterback Ben Roethlisberger with a season-ending elbow injury in Week 2. Running back James Conner missed six games, wide receiver JuJu Smith-Schuster missed four games, and was sidelined for the majority of two others, and defensive end Stephon Tuitt missed the final 10 games of the season. Even backups – quarterback Mason Rudolph and running back Jaylen Samuels missed multiple games. Starting center Maurkice Pouncey missed three games. Starting left guard Ramon Foster and starting tight end Vance McDonald were both sidelined two games for concussions. Undrafted rookie free-agent Devlin Hodges was forced to play in eight games (six starts), and, despite an 0-3 start, Tomlin still led Pittsburgh to a record of 8-8.

MIKE TOMLIN

Tomlin helped a Steelers defense that ranked as one of the NFL's best in 2019. Pittsburgh led or tied for the League-lead in sacks (54.0), quarterback hits (117), takeaways (36), fumble recoveries (17) and rush TDs allowed (7). The Steelers also ranked among the NFL's top-five in interceptions (2nd, 20), interception rate (2nd, 3.89%), passing defense (3rd, 194.6), yards per play allowed (3rd, 4.74), passes defended (3rd, 83), yards per rush allowed (3rd, 3.79), forced fumbles (t-3rd, 19), tackles for loss (t-3rd, 90), opposing passer rating (4th, 80.7), pass yards per attempt allowed (4th, 6.06), total defense (5th, 304.1), scoring defense (t-5th, 18.9) and offensive TDs allowed (5th, 30). The Steelers also limited 11 opponents below 200 yards passing, which led the League.

Tomlin secured his 13th straight non-losing season with the Steelers' eighth win in 2019, a 23-17 win at Arizona in Week 14, a streak dating back to his first season as the team's head coach in 2007. Tomlin is one of three head coaches in NFL history to begin a head coaching tenure with at least 13 consecutive non-losing seasons – joining Marty Schottenheimer (14, 1984-97) and Don Shula (13, 1963-75).

Tomlin reached 125 career wins in the fewest games (192) in team history, tying him with Bud Grant for the fifth-fewest games by an NFL head coach to secure 125 regular season wins. He is the third head coach in NFL history with 133 or more regular-season wins in their first 13 seasons as a head coach, joining Tony Dungy: 139 and Shula: 138.

Over the past five seasons (2013-19), Tomlin has led the team to a 24-9 record in the month of December/January.

Tomlin led the Steelers to a record of 9-6-1 in 2018, becoming one of five head coaches in NFL history to begin a head coaching tenure with 12 consecutive non-losing seasons. With a Week 5 win against Atlanta, he and quarterback Ben Roethlisberger broke a tie with Chuck Noll and Terry Bradshaw for the most wins by a head coach-quarterback tandem in franchise history. The duo's 116 regular-season wins are the fourth-most by a head coach-quarterback pairing in NFL history.

Roethlisberger set single-season franchise records for touchdown passes (34), pass completions (452) and passing yards (5,129) in 2018, while leading all NFL players in pass completions and passing yardage. Wide receiver Antonio Brown led the NFL with a single-season franchise record 15 TD catches. Brown and second-year wide receiver JuJu Smith-Schuster also made history, becoming the sixth wide receiver duo in NFL history and first in Steelers history to record 100 receptions and 1,000 yards apiece in a single season. Smith-Schuster was voted Team MVP for his breakout year.

With Tomlin at the helm, six Steelers were named to the Pro Bowl for their 2018 performances — the third consecutive season with at least five selections. Brown, running back James Conner, defensive tackle Cameron Heyward and offensive linemen DeCastro, Maurkice Pouncey and Villanueva all received Pro Bowl accolades.

In 2017, Tomlin led the Steelers to a 13-3 record, including a 6-0 record against the AFC North, securing his sixth division title and a No. 2 seed in the AFC for the postseason. The team's 13 wins marked the most wins in a single season in the Tomlin era.

Under Tomlin's guidance, Roethlisberger became the eighth quarterback in NFL history to reach 50,000 passing yards, finishing the 2017 season with a career total of 51,065. Brown was voted team MVP for his outstanding performance and became the first Steeler to earn the honor four times (2011, '13, '15 and '17). Brown led the league with 1,533 receiving yards and set an NFL record for the most receptions (582) and receiving yards (7,848) by a player in any five-year span in League history. For the second straight season, running back Le'Veon Bell led the AFC in scrimmage yards per game (129.7) and surpassed his own Steelers single-season record for receptions by a running back with 85. Defensively, the team led the NFL and set a Steelers single-season record with 56 sacks in 2017.

For their efforts, Roethlisberger, Brown and Bell were named to the Pro Bowl along with kicker Chris Boswell, linebacker Ryan Shazier, and offensive linemen DeCastro, Maurkice Pouncey and Villanueva. Brown, Bell and DeCastro were also named AP All-Pro, along with Heyward. Heyward and fullback Roosevelt Nix were also added to the Pro Bowl roster prior to the game.

Continued on next page

MIKE TOMLIN

The Steelers finished with an 11-5 record in 2016, and won each of the team's final seven regular-season games, to secure the AFC North title and No. 3 seed in the AFC for the postseason. It marked the fifth time Tomlin led the Steelers to at least 11 wins in the regular season. Pittsburgh won its first two postseason games, vs. Miami in an AFC Wild Card Game and at Kansas City in an AFC Divisional Playoff, before falling to the New England Patriots in the AFC Championship Game.

Bell was voted the Steelers' MVP for his 2016 efforts. He led the NFL in scrimmage yards per game (157.0), and he became the fastest player in NFL history to reach 3,000 rushing yards and 1,500 receiving yards in his career (38 games). In the Steelers' Week 14 victory at Buffalo in 2016, Bell set the single-game team record with 236 rushing yards and tied the single-game team mark with three rushing TDs.

Roethlisberger and Brown continued to etch their names in NFL history. Roethlisberger finished the season with the ninth-most passing TDs in NFL history (301) and the 10th-most passing yards in NFL history (46,814). Brown set numerous NFL records, including one for the most receptions in a player's first 100 career regular-season games (622) and one for the most receptions in NFL history by a player in any four-year span (481).

Tomlin also reached his 100th career win in 2016 and did so in the fewest games (157) in team history. He became the eighth head coach in NFL history to reach 100 regular-season wins in their first 10 seasons.

Despite significant injuries to multiple starters during the 2015 season, the Steelers finished with a 10-6 record (2nd in the AFC North) and advanced to the Divisional Round of the playoffs. The Steelers finished third in the NFL in total offense (1st in the AFC), while the defense posted 48 sacks under first-year defensive coordinator Keith Butler. The 48 sacks were the third most in the NFL in 2015.

In 2014, Tomlin orchestrated one of the top offensive outputs in team history. The Steelers broke numerous offensive records, including points scored (436), total yards (6,577), passing yards per game (301.6) and total first downs (379). On an individual basis in 2014, Tomlin guided Roethlisberger, Brown and Bell — who all made the Pro Bowl — to record-setting years.

Arguably one of his best coaching performances may have come in the second half of the 2013 season. Despite an 0-4 and 2-6 start to the season, the Steelers finished the regular season surging to a 6-2 second-half record, falling just short of the playoffs.

In 2012, Tomlin led the Steelers to a 27-10 victory over the New York Jets in the home opener, becoming the first coach in team history to win his first six home openers. The Steelers finished the season with the top-ranked overall defense (275.8 yards/game) and finished first in passing defense (185.2 yards/game).

In 2011, Tomlin led the Steelers to a 12-4 record, marking the second straight season the team posted 12 wins, which was only the second time in team history it had been achieved. The Steelers finished the season with the top-ranked total defense (271.8 ypg) and scoring defense (14.2 ppg). Pittsburgh posted a 7-1 record at home in 2011, for the second time in Tomlin's career (2007). He also had five players (Roethlisberger, Mike Wallace, Pouncey, Troy Polamalu and Brown) selected to the Pro Bowl following the season.

Tomlin's seven road wins during the 2010 regular season tied a Steelers record previously set in 1978 and 2004. The Steelers finished second in total defense under Tomlin's guidance in 2010, allowing only 276.8 yards per game. Pittsburgh led the NFL and set a team record in rushing defense, yielding only 62.8 yards per game (1,004 yards), the third-best total in NFL history dating back to 1970. The Steelers also established an NFL record in 2010 by not allowing an opponent to rush for more than 75 yards in any of their first eight games during the regular season.

In all, the Steelers' defense led the NFL in 2010 in rushing yards allowed (62.8 yds./game), points allowed (232), touchdowns allowed (22), quarterback sacks (48), rushing average (3.0), yards per play (4.5) and yards allowed on first down (4.08). It finished second in the league in passing average (6.31), turnover advantage (+14) and red-zone efficiency (40.0, tied).



MIKE
TOMLIN

Under Tomlin, the Steelers broke new ground on offense in 2009. Pittsburgh's offense ranked seventh in the NFL (ninth passing, 19th rushing) but became the first unit in team history to boast a 4,000-yard passer (Roethlisberger), two 1,000-yard receivers (Hines Ward, Santonio Holmes) and a 1,000-yard rusher (Rashard Mendenhall) in the same season. Pittsburgh's defense ranked fifth in the NFL (third vs. run, 16th vs. pass) while leading the AFC and finishing one shy of the NFL lead with 47 quarterback sacks.

The Steelers continued to be dominant at Heinz Field under Tomlin in 2009. Pittsburgh finished with a 6-2 home record after finishing 7-1 (2007) and 6-2 (2008) at home during Tomlin's first two seasons.

Tomlin finished the 2008 season with a 12-4 record and his second consecutive AFC North Division title, becoming the only Steelers head coach to win division crowns in each of his first two seasons. He also set a record with 22 regular-season wins in his first two years at the helm and is the only Steelers head coach to win at least 10 games in each of his first two seasons. Tomlin's .688 winning percentage (22-10) after two years is the best in Steelers history.

The Steelers' defense was dominant under Tomlin's guidance in 2008, leading the NFL in total defense (237.2), pass defense (156.9), points per game (13.9), total yards per play (3.9), rushing yards per attempt (3.3), passing yards per attempt (4.7) and third-down efficiency (31.4), while finishing second in rush defense (80.3).

Tomlin led the Steelers to a 10-6 record in 2007 and became just the second coach in team history to post a winning record, win a division title and earn a playoff berth in his inaugural season. Tomlin began his head coaching career by becoming only the second Steelers head coach to win his first three games. During 2007, the Steelers became just the fifth team in NFL history to win their first four home games by at least 20 points.

Tomlin guided the Steelers to the NFL's top-ranked defense in 2007, yielding only 266.4 yards per game. The Steelers' defense ranked third in the NFL against both the run (89.9 avg.) and the pass (176.5 avg.), and finished third in the league in total yards allowed per play (4.6). Pittsburgh's defense led the NFL in passing yards per play (5.7) and first downs allowed per game (15.6), and finished second in the league in points allowed per game (16.8).

Continued on next page

MIKE TOMLIN

The Steelers' offense finished third in the NFL in rushing (135.5 avg.) during Tomlin's first season, sparked by Willie Parker, who led the league in rushing before injuring his leg in Week 16. Roethlisberger enjoyed a record-setting season during Tomlin's first year, establishing new team records for TD passes (32) and passer rating (104.1) while earning his first career Pro Bowl appearance.

Tomlin was the NFL's second-youngest head coach in 2007, and he became only the second Steelers coach in team history to win at least 10 games during his first year at the helm. The Steelers posted a 7-1 record at home in 2007 and were 5-1 in the AFC North (3-0 at home).

Tomlin spent the 2006 season as the Minnesota Vikings' defensive coordinator. That season, the Vikings ranked eighth in the NFL in total defense and first against the run while not allowing a 100-yard rusher the entire season.

Tomlin was the defensive backs coach with the Tampa Bay Buccaneers from 2001-05. In 2002, Tomlin guided one of the most productive defensive backfields in the NFL, culminating with its performance in Super Bowl XXXVII. The secondary recorded four of the team's five interceptions, returning two for touchdowns, to help Tampa Bay capture the franchise's first Super Bowl title.

Before joining Tampa Bay's staff, Tomlin served two seasons as the defensive backs coach at the University of Cincinnati (1999-00). He took over a secondary that ranked 111th in the nation in pass defense in 1998 and helped them improve to 61st overall in his first season. Under Tomlin's direction in 2000, the Bearcats ranked eighth in the nation in interceptions as well as fourth nationally in total turnovers.

Prior to joining the Cincinnati staff, Tomlin had a short stint on the coaching staff at Tennessee-Martin and then spent two seasons at Arkansas State, coaching wide receivers in 1997 before switching to defensive backs in 1998.

Tomlin spent the 1996 season as a graduate assistant at the University of Memphis, where he worked with the Tiger defensive backs and special teams units. He began his coaching career in 1995 as wide receivers coach at Virginia Military Institute.

Tomlin was a three-year starter at wide receiver at William & Mary (1990-94) and finished his career with 101 receptions for 2,054 yards and 20 TD catches. A first-team All-Yankee Conference selection in 1994, he established a school record with a 20.2 yards-per-catch average.

Tomlin is very active in the community and was recognized, along with his wife Kiya, in February 2013, by the Chuck Cooper Foundation with the Career Achievement in Leadership Diversity and Community Service Award. Tomlin also participates in the annual ManUp Pittsburgh conference which encourages local men to be better fathers and role models.



JOHN MITCHELL

Assistant Head Coach

COACHING TIMELINE

1973-1976

University of Alabama
Defensive Line

1977-1982

University of Arkansas
Defensive Line

1983-1985

Birmingham Stallions
(USFL) Defensive Line

1986

Temple University
Defensive Ends

1987-1989

Louisiana State University
Linebackers

1990

Louisiana State University
Defensive Coordinator/
Linebackers

1991-1993

Cleveland Browns
Defensive Line

1994-2006

Pittsburgh Steelers
Defensive Line

2007-2017

Pittsburgh Steelers
Assistant Head Coach/
Defensive Line

2018-2020

Pittsburgh Steelers
Assistant Head Coach

John Mitchell, the longest-tenured member of the Steelers' coaching staff, will enter his 27th season with the franchise in 2020 having served as the team's defensive line coach from 1994-2006, before being named assistant head coach/defensive line (2007-17). He remained with the team following Mike Tomlin's hiring in January 2007. Mitchell was promoted to assistant head coach in 2018.

As assistant head coach, Mitchell oversees staff development among the coaching staff, works with current and former players in career development, and assists Head Coach Mike Tomlin in community-related events.

Mitchell joined the Steelers' coaching staff on January 31, 1994, and holds 48 seasons of coaching, including 15 years at the college level and two in the United States Football League.

Over Mitchell's 24-year tenure as Pittsburgh's defensive line coach, the Steelers' defensive front helped the team lead the NFL in rush defense five times and finish in the top-10 in the League a total of 18 times. The team only allowed one 100-yard rusher for a stretch of 50 straight regular-season games from 2007-10, and in 2010, the defense allowed only 62.8 rushing yards per game. That figure is a team record and is the third-lowest average in a single season out of any NFL team since the 1970 NFL merger.

In 2017, defensive team captain and defensive end Cameron Heyward led the Steelers' defense and tied for third among AFC defensive linemen with a single-season career-best 12.0 sacks and was named AFC Defensive Player of the Week twice. Heyward was named to the 2018 Pro Bowl and received *Associated Press* All-Pro First-Team honors.

The defensive line—Heyward, Tyson Alualu, Javon Hargrave, Stephon Tuitt and L.T. Walton—combined for 23.0 of the Steelers' single-season franchise record and NFL-leading 56.0 sacks in 2017.

During the 2016 season, Mitchell's defensive line suffered a huge loss when Heyward suffered a pectoral injury Week 10 vs. Dallas, and was lost for the remainder of the season. Heyward had led the team or tied for the team lead in sacks the previous two seasons (2014-15).

In Heyward's absence, Tuitt and rookie Hargrave stepped up in a big way. Tuitt recorded 4.0 sacks in the team's final six regular-season games. Including the post-season, Hargrave totaled 3.0 sacks and one fumble recovery, which he recovered in the end zone for a touchdown Week 11 at Cleveland.

In 2015, the Steelers finished fifth in the League in rush defense, allowing 92.1 yards per game to opponents. Pittsburgh also tied for the second-fewest rushing first downs allowed (71) in the NFL and yielded six rushing TDs, the second fewest in the NFL on the season.

Heyward led the team in sacks for the second consecutive season, marking the first time since 2003-04 that a defensive lineman led the team or tied for the team lead in sacks two-straight seasons. Tuitt finished second on the team with a career-high 6.5 sacks in 2015.

Heyward and Tuitt finishing first and second on the team in sacks marked the first time in team history since 1990 that two Steelers' defensive linemen finished first and second on the team in sacks.

Continued on next page

JOHN MITCHELL



Heyward set a career-high with 7.5 sacks in 2014, tying for the team lead, as he became the first defensive lineman since 2004 (Aaron Smith) to lead or tie for the team lead in sacks in a single season. He also led the team with 21 quarterback pressures.

The Steelers' defensive line guided the group to tops in the NFL in total defense and second in rush defense, giving up 90.6 rushing yards per game in 2012. Defensive end Brett Keisel led the team with a career-high 40 quarterback pressures. He also led the line with 58 tackles and had the second-most sacks (4.5) in a single season in his career.

In 2011, the Steelers defense continued to dominate opposing offenses, only giving up 4.5 yards per play, 271.8 yards per game and 14.2 points per game, ranking first in the NFL in all three categories. Pittsburgh put on a defensive showcase in 2010 by leading the NFL in at least eight categories, including total sacks (48) and fewest points allowed (232). They became the first team in NFL history to hold their opponents to 75 or fewer rushing yards in each of their first eight games.

In 2009, Pittsburgh's defense ranked fifth in the NFL while leading the AFC and finishing one shy of the NFL lead with 47.0 sacks. Mitchell was instrumental in the development of five-time Pro Bowler Casey Hampton, who became the first Steelers defensive lineman to be named Steelers MVP or Co-MVP since Hall of Famer Joe Greene in 1970. Strong play by Mitchell's line was a huge reason why the Steelers finished the 2008 regular season second overall in the NFL against the run.

Mitchell was hired to the Pittsburgh Steelers coaching staff following three seasons as the defensive line coach for the Cleveland Browns. Mitchell joined the NFL ranks in 1991 with the Browns, where he tutored two Pro Bowl defensive tackles, Michael Dean Perry and Rob Burnett.

In 1983, after 10 years of coaching college ball, Mitchell made his first move to the professional level. From 1983-85 he served as the defensive line coach for the USFL's Birmingham Stallions. He returned to the college ranks in 1986 as the defensive ends coach at Temple University. Mitchell was then hired by Louisiana State University in 1987. He spent four years at LSU, coaching linebackers (1987-90). In 1990, Mitchell also served as LSU's defensive coordinator, becoming the first African-American defensive coordinator in SEC history. He spent four years at LSU, coaching linebackers (1987-90).

Mitchell's early years in coaching were spent studying under two of college football's greatest coaches, as he was the defensive line coach under Paul "Bear" Bryant at Alabama (1973-76) and the defensive line coach at Arkansas (1977-82) under Lou Holtz.

A starter at defensive end for Alabama, Mitchell was the first African-American to play for the University of Alabama along with teammate Wilbur Jackson. He started all 24 games in his two seasons at Alabama, during which time the team compiled a 21-3 record, won two Southeastern Conference championships, and earned All-SEC honors twice and All-American honors in his final season. Mitchell earned a bachelor's degree in social work in 1972, and in 2009 he was elected into the Alabama Sports Hall of Fame.

Mitchell transferred to the University of Alabama from Eastern Arizona Junior College where he played on both the offensive and defensive lines from 1969-1970 and was twice-named a Junior College All-American.

Born in Mobile, Ala., Mitchell and his wife, Joyce, live in Pittsburgh.



KEITH BUTLER

Defensive Coordinator

COACHING TIMELINE

- **1990-1994**
 University of Memphis
 Linebackers
- **1995-1997**
 University of Memphis
 Linebackers/Defensive
 Ends & Special Teams
- **1998**
 Arkansas State
 University Defensive
 Coordinator &
 Linebackers
- **1999-2002**
 Cleveland Browns
 Linebackers
- **2003-2014**
 Pittsburgh Steelers
 Linebackers
- **2015-2020**
Pittsburgh Steelers
Defensive Coordinator

Keith Butler is in his sixth season as the team's defensive coordinator, after being promoted to the position on January 13, 2015.

Butler had previously served as the team's linebackers coach for 12 seasons (2003-14). He was originally hired by the Steelers on January 28, 2003, after serving the prior four seasons (1999-2002) as the linebackers' coach of the Cleveland Browns. Butler remained on the Steelers' staff following Mike Tomlin's hiring in January of 2007.

Butler and Tomlin previously worked together at Memphis in 1996, when Butler coached the linebackers, defensive ends and special teams units, and Tomlin served as the Tigers' defensive backs coach.

Since Butler arrived in Pittsburgh in 2003, he has been instrumental in the development of Steelers' linebackers. He was honored in 2008 when he was named NFL Linebacker Coach of the Year by *Pro Football Weekly*.

Butler guided a Steelers defense that ranked as one of the NFL's best in 2019. Pittsburgh led or tied for the League-lead in sacks (54.0), quarterback hits (117), takeaways (36), fumble recoveries (17) and rush TDs allowed (7). The Steelers also ranked among the NFL's top-five in interceptions (2nd, 20), interception rate (2nd, 3.89%), pass defense (3rd, 194.6), yards per play allowed (3rd, 4.74), passes defended (3rd, 83), yards per rush allowed (3rd, 3.79), forced fumbles (t-3rd, 19), tackles for loss (t-3rd, 90), opposing passer rating (4th, 80.7), pass yards per attempt allowed (4th, 6.06), total defense (5th, 304.1), scoring defense (t-5th, 18.9) and offensive TDs allowed (5th, 30). The Steelers also limited 11 opponents below 200 yards passing, which led the League.

Pittsburgh had three different players record at least 9.0 sacks in 2019 (T.J. Watt with 14.5, Bud Dupree with 11.5 and Cam Heyward with 9.0). The Steelers were the only team in the NFL with three players that recorded at least 9.0 sacks. Pittsburgh registered an NFL-best 54.0 sacks in 2019. The 54.0 sacks were the most for the Steelers in a season since 2017 – when Pittsburgh recorded 56.0. The 54.0 sacks were tied for the fourth-most for the Steelers in a season since 1982 (when sacks became an officially recognized stat by the NFL).

Pittsburgh has registered at least one sack in 57 consecutive games, which is the longest active streak in the NFL and sixth-longest in League history. The 57-game streak is the longest in regular-season franchise history.

Heyward, Watt and Fitzpatrick were all named first-team Associated Press All-Pro. Heyward was an All-Pro for the second time, while Fitzpatrick and Watt were first-time selections.

Heyward, who was also named All-Pro after the 2017 season, registered 9.0 sacks, 22 quarterback hits, 11 tackles for a loss and 6 passes defended. Fitzpatrick had 5 interceptions, 2 forced fumble and 3 fumble recoveries, while making a huge impact on the defense after being acquired via trade from the Miami Dolphins. He led the NFL in takeaways with 8 and tied for the League lead in defensive touchdowns with 2.

Continued on next page

KEITH BUTLER

KEITH
BUTLER

Watt was named first-team edge rusher after finishing 2019 with 14.5 sacks. He finished with 8 forced fumbles, 2 interceptions, 4 fumble recoveries and 36 quarterback hits. Also voted second-team All-Pro at linebacker, Watt had multiple sack games four times last season, including 2.0 sacks against both the Rams and Dolphins, and a 1.5 sacks against the Bengals and Colts.

For the second consecutive year, Pittsburgh led the NFL for the most sacks during the 2018 season, with 52.0, tying with Kansas City. Along with the team's single-season franchise record of 56.0 sacks in 2017, it marked the second time in team history Pittsburgh recorded at least 50.0 sacks in back-to-back years (2001-02). The Steelers' defense limited opposing offenses to 327.2 yards per game and 96.1 rushing yards per game in 2018 — the sixth-fewest in each category during the season.

Five Steelers tallied at least 5.0 sacks in 2018, led by Watt's 13.0 quarterback takedowns. Heyward earned his first Pro Bowl selection following the 2018 season, recording 8.0 quarterback sacks.

The Steelers set a single-season franchise record and led the NFL with 56.0 sacks during Butler's third season as defensive coordinator in 2017, surpassing the team's previous mark of 55.0 set in 1994 and matched in 2001. Pittsburgh's defense held opponents to 306.9 yards per game in 2017 — the third-fewest yards allowed — and to 20 points or less in 10 games — tied as the third-most such games — in 2017.

Four of Pittsburgh's defenders recorded at least 5.0 sacks in 2017, including Heyward who produced a career and team-best of 12.0 — the most by a Steeler in a single-season since 2010 — and Watt who led all rookie linebackers with 7.0 sacks. Ryan Shazier earned his first Pro Bowl selection in 2017. He was tied for the most interceptions among AFC linebackers (3) and tied for second among all AFC defensive players in solo tackles (68) through the first 12 weeks of the season before suffering a season-ending injury.

Pittsburgh won its final seven games of the 2016, thanks in large part to its defense. In the final seven weeks of the season, the Steelers defense recorded 25.0 sacks, which led the league during that span. Also during those final seven weeks, Pittsburgh's defense ranked in the top five in numerous categories, including fewest net yards allowed per game (293.6), fewest net passing yards allowed per game (197.0), and fewest points allowed per game (17.3).

In Butler's second season as defensive coordinator in 2016, three rookies, Artie Burns, Sean Davis and Javon Hargrave, all earned starting roles. It marked the first time in team history since 1971 that three defensive rookies all earned starting roles in a single season. Davis earned the Joe Greene Great Performance Award, given annual to the Steelers' top rookie.

KEITH BUTLER

In his first season as the Steelers' defensive coordinator in 2015, Pittsburgh's defense tied for the league lead with seven red zone takeaways. The Steelers' defense also finished in the top-10 in the league in numerous categories, including second in fewest rushing TDs allowed (6), third in sacks (48.0), fifth in fewest rushing yards allowed per game (91.2) and sixth in interceptions (17). Pittsburgh's 48.0 sacks and 17 interceptions were both the most the team registered in a single season-since 2010.

In Butler's final season coaching linebackers in 2014, the group was led by Lawrence Timmons, who was selected to his first Pro Bowl. Timmons led the Steelers with 132 tackles, which was good for second-most in the AFC.

Butler also was reunited with James Harrison in 2014. Harrison was signed early in the season due to a number of injuries to the linebacker group. During the 2016 season, Harrison became the Steelers' all-time leader in sacks.

In 2013, linebackers Timmons and Jason Worilds led a unit that lost two veterans, Larry Foote and LaMarr Woodley, to season-ending injuries early in the year. Timmons led the team with a career-high 155 tackles. Worilds led the team with a career-high 8.0 sacks.

Butler's linebackers helped Pittsburgh's defense secure the NFL's number-one ranking in 2012. Five different linebackers each recorded 4.0 or more sacks in 2012 for the first time in team history, since sacks became an official statistic in 1982. Timmons had a memorable 2012 campaign, as he became the first Steeler to lead the team or tie for the team high in tackles, interceptions and sacks since Joey Porter in 2002.

Butler's guidance helped Harrison become one of the league's most elite performers. Harrison, the 2008 NFL Defensive Player of the Year, earned two straight team MVP awards (2007-08), recorded the longest interception return in Super Bowl history (100 yards for a touchdown in Super Bowl XLIII), and he earned five straight Pro Bowl Selections (2007-11). Harrison still holds the team record for sacks in a season, a career-high 16.0 in 2008.

Butler's coaching also guided Woodley, who owns an NFL record for posting 2.0 sacks in each of his first four postseason games. Besides Harrison, Woodley is the only player in team history to record at least 10.0 sacks in three straight seasons (2008-10). The two teamed up to produce the most sacks in a single-season by a duo (27.5) in 2008.

Prior to joining the Browns' staff, Butler spent nine years coaching in the college ranks, beginning at his alma mater, Memphis, where he coached linebackers from 1990-97, and also coached defensive ends and special teams (1995-97). He then served as defensive coordinator and linebackers coach at Arkansas State in 1998.

Butler was selected by the Seattle Seahawks in the second round of the 1978 NFL Draft and played linebacker for 10 seasons (1978-87), all with Seattle. He started 132-of-146 games in his career, and still ranks second on the club's all-time tackles list with 813.

A three-year starter at inside linebacker for Memphis, Butler led the team in tackles his junior and senior seasons. He finished his collegiate career with 384 tackles and seven interceptions. He was named a 1977 *Associated Press* All-American and played in the 1977 Senior Bowl and Blue-Gray All-Star Game. Butler was born in Anniston, Ala. He and his wife Janet have three sons, Blake, Brandon and Brett.



RANDY FICHTNER

Offensive Coordinator

COACHING TIMELINE

1984-1985

Purdue University
Student Assistant

1986-1987

University of Michigan
Graduate Assistant

1988

University of Southern
California
Volunteer Coach

1989

University of Nevada,
Las Vegas (UNLV)
Tight Ends

1990-1993

University of Memphis
Wide Receivers/
Quarterbacks

1994-1996

Purdue University
Wide Receivers/
Recruiting Coordinator

1997-2000

Arkansas State University
Offensive Coordinator/
Quarterbacks

2001-2006

University of Memphis
Offensive Coordinator/
Quarterbacks

2007-2009

Pittsburgh Steelers
Wide Receivers

2010-2017

Pittsburgh Steelers
Quarterbacks

2018-2019

Pittsburgh Steelers
Offensive Coordinator/
Quarterbacks

2020

**Pittsburgh Steelers
Offensive Coordinator**

Randy Fichtner enters his third season as the Steelers offensive coordinator after spending eight seasons as the team's quarterbacks coach and three prior as the team's wide receivers coach. Fichtner was hired by head coach Mike Tomlin on January 29, 2007.


Fichtner's offense was beset with injuries in 2019. The Steelers lost quarterback Ben Roethlisberger with a season-ending elbow injury in Week 2. Running back James Conner missed six games, wide receiver JuJu Smith-Schuster missed four games, and was sidelined for the majority of two others. Even backups – quarterback Mason Rudolph and running back Jaylen Samuels missed multiple games. Starting center Maurkice Pouncey missed three games, two to suspension. Starting left guard Ramon Foster and starting tight end Vance McDonald were both sidelined two games for concussions. Undrafted rookie free-agent Devlin Hodges was forced to play in eight games (six starts).

Fichtner helped Hodges become the first undrafted rookie QB in a non-strike season to win three NFL starts in the same season in the Super Bowl Era (since 1966). Hodges was the seventh rookie QB to win his first three NFL starts since 1999 and first since Lamar Jackson in 2018 (Carson Wentz, 2016; Mark Sanchez, 2009; Ben Roethlisberger, 2004; Craig Krenzel, 2004; Marc Bulger, 2002).

Rudolph was the third quarterback since the 1970 NFL-AFL merger to record a passer rating of at least 81.4 and throw a TD in each of his first 6 career starts. He also was the fifth quarterback since the merger to throw a TD in each of his first eight career games. Rudolph's 85.7% (24 of 28) completion percentage (min. 20 completions) against Cincinnati (Sept. 30) was the highest for a quarterback in his second career start or earlier since the 1970. It also tied with Roethlisberger (85.7 vs. Miami, Nov. 26, 2007) for the third-highest in franchise history (only Roethlisberger exceeded Rudolph's effort – 88.0% vs. Carolina on Nov. 8, 2018 and 86.2% vs. Oakland on Dec. 9, 2018).

In Fichtner's first year as the Steelers' offensive coordinator in 2018, Pittsburgh led the NFL in red zone touchdown efficiency, converting 73.5-percent (36-of-49) red zone trips into touchdowns, ranked second among all teams averaging 313.0 net passing yards per game, allowed the fourth-fewest sacks (24), amassed the fourth-most first downs (378) and fourth-most yards per game (403.3) while averaging 26.8 points per game. Five of the team's six Pro Bowl selections were on the offensive side of the ball — wide receiver Antonio Brown, Conner, guard David DeCastro, Pouncey and tackle Alejandro Villanueva.

Roethlisberger achieved new feats in Steelers history in 2018. Roethlisberger set single-season franchise records for TD passes (34), pass completions (452) and passing yards (5,129) in 2018, while leading all NFL signal callers in pass completions and passing yards. Second-year wide receiver and the team's Most Valuable Player in 2018, JuJu Smith-Schuster, set single-season career highs for receptions (111) and receiving yards (1,426) in 2018, leading Pittsburgh's offense in each category. Conner became the first player in franchise history with at least 1,000 yards from scrimmage and 10 TDs in the first eight games of a season in 2018, finishing with 1,470 yards from scrimmage and 973 rushing yards with 13 total TDs.



In Fichtner's 10 seasons (2010-19) with quarterbacks coach responsibilities, Roethlisberger has totaled some very impressive numbers. Over that span, he has thrown for 37,243 yards with 236 TDs for a passer rating of 95.1 all of which rank in the top-10 in the NFL among QBs who've played in at least 50 games. Roethlisberger eclipsed 3,500 passing yards in seven and 20 TD passes in eight of Fichtner's years coaching the quarterbacks in Pittsburgh. Roethlisberger has also been selected to the Pro Bowl five times during that span, and he has earned Pro Bowl honors in four of the previous five seasons (2014-17).

Roethlisberger quarterbacked Pittsburgh to a 12-3 record, including a 5-0 mark vs. AFC North opponents, in his 15 games played and started in 2017. During the 2017 season, Roethlisberger became the eighth quarterback in NFL history to reach 50,000 passing yards and the fifth quarterback to reach the milestone in fewer than 200 games, the seventh quarterback in NFL history with at least 125 regular-season game wins as a starter and the first player in League record books to register three regular-season games with at least 500 passing yards in an NFL career.

Roethlisberger led the Steelers to a 12-5 record (postseason included) in 2016, as the team made it all the way to the AFC Championship Game. He continued to move his way up the passing charts in NFL history, as he became one of 10 quarterbacks in NFL history to reach 300 career passing TDs during the regular season. Roethlisberger also appeared in his 20th career postseason game, the most playoff game appearances in Steelers' history.

Despite missing four games due to a knee injury in 2015, Roethlisberger led the NFL in passing yards per game (328.2), and he set a single-season team record by completing 68.0% of his passes. On December 20, 2015, Roethlisberger completed 40 passes against Denver at Heinz Field to become the first quarterback in NFL history to have two 40-completion games in a career. In Roethlisberger's absence, Fichtner had to prepared quarterbacks Mike Vick and Landry Jones, who helped lead the team to a 3-2 record in the five games Roethlisberger did not start.

Roethlisberger had a season for the ages in 2014, as he set numerous single-season team records, including attempts (608), completions (408), passing yards (4,952) and 300-yard games (9). Roethlisberger also tied his single-season record with 32 TD passes (2007) and finished tied for the NFL lead (Drew Brees, New Orleans) in passing yards.

In a Week 8 game vs. Indianapolis in 2014, Roethlisberger set the single-game team record in completions (40), passing yards (522) and passing TDs (6). With his 522-yard performance, he became the first quarterback in NFL history to throw for at least 500 yards in multiple games in a career. The following week, Roethlisberger threw 6 more TDs vs. the Baltimore Ravens to give him an NFL record 12 TD passes in a 2-game span.

Continued on next page

RANDY FICHTNER

In Fichtner's final year as wide receivers coach in 2009, the Steelers had two 1,000-yard receivers (Hines Ward and Santonio Holmes). In 2008, Holmes was named MVP of Super Bowl XLIII, after he caught 9 passes for 131 yards, including the game-winning TD reception with 35 seconds remaining in the fourth quarter.

Fichtner, who instituted the spread offense at Memphis, was an integral part of the Tiger football team for six years. He was hired in 2001 to serve as the offensive coordinator and quarterbacks coach, and his offense re-wrote the Memphis record book for six seasons. During his tenure, he recruited and coached running back DeAngelo Williams, who etched his name in the Memphis Tigers and NCAA record books. The two were reunited when Williams suited up for the Steelers (2015-16).

Fichtner spent four years (1997-2000) at Arkansas State University. Prior to joining the staff at Arkansas State, Fichtner spent three years at his alma mater, Purdue University. His original stint with Memphis came from 1990-94, when he coached wide receivers and quarterbacks. During his tenure, Fichtner worked with future NFL All-Pro Isaac Bruce.

Fichtner worked as a student assistant and graduate assistant at Purdue (1985-86) and at the University of Michigan (1986-87), before serving as a volunteer coach at Southern Cal in 1988. He landed his first full-time position in 1989 as the tight ends coach at UNLV, and worked for the Rebels for one season before going to Memphis.

A native of Cleveland, Ohio, Fichtner was a standout football player at Meadville Area Senior High School in Meadville, Pa. He played defensive back at Purdue and graduated in 1985 with a bachelor's degree in health promotion.

His father, Ross, played safety for the Cleveland Browns (1960-67) and the New Orleans Saints (1968). Ross saw action in 106 career games, and he recorded 27 interceptions for 581 yards, three of which were returned for TDs. Ross was named second-team All-NFL in 1966 and was a member of the 1964 Browns NFL Championship team.

Fichtner is married to the former Jennifer Parker of Covington, Tenn., and the couple has three children, a son, Nathaniel Ross, and two daughters, Shelby Brooke and Kirby Lynn.



DANNY SMITH

Special Teams
Coordinator

COACHING TIMELINE

1976

Edinboro State
Graduate Assistant

1977-1978

Pittsburgh Central
Catholic High School
Defensive Backs

1979

Clemson University
Graduate Assistant

1980-1983

The College of William &
Mary Assistant

1984-1986

The Citadel, The Military
College of South
Carolina Assistant

1987-1994

Georgia Institute of
Technology (Georgia Tech)
Running Backs/Wide
Receivers/Defensive
Backs

1995-1998

Philadelphia Eagles
Defensive Backs/
Special Teams

1999-2000

Detroit Lions
Tight Ends

2001-2003

Buffalo Bills
Special Teams
Coordinator

2004-2012

Washington Football
Team Special Teams
Coordinator

2013-2020

**Pittsburgh Steelers
Special Teams
Coordinator**

Danny Smith is in his eighth season with the Steelers as the special teams coordinator. Smith was hired on January 31, 2013.

Kicker Chris Boswell made 29 of his 31 field goal attempts (93.5%) in 2019, including 29 of 30 from inside 54 yards and 10 of 12 from 40+ yards. He ranked tied for third in the NFL in field goals made, tied for fourth in field goals attempted and fourth in points (115). Among NFL kickers with at least 30 field goal attempts, Boswell ranked second in field goal percentage.

Boswell was the only kicker in 2019 that did not miss an extra-point attempt (28 of 28) and connect on at least 90% of his field goal attempts. He was the first NFL kicker to accomplish the feat since 2017 and fifth to do so since 2015, when the extra-point attempt was moved to the 15-yard line.

Since joining the Steelers in 2015, Boswell is 127-of-146 overall on field goal attempts (87.0%), including 43-of-54 (79.6%) between 40-49 yards. He ranks fourth in field goal percentage (87.0%) among all NFL kickers with at least 145 field goal attempts since 2015. Boswell's 87.0 field goal percent ranks second in Steelers history among kickers with at least 30 field goal attempts.

Wide receiver and punt returner Diontae Johnson excelled under Smith's tutelage in 2019. The rookie led the NFL in punt-return average (12.4). Johnson was the fifth player in franchise history to lead the League and first since the 1970 AFL-NFL merger. He returned a punt 85 yards for a TD at Arizona in Week 14, which was the longest punt return for a TD in franchise history. It was the first punt-return TD for the Steelers since December 6, 2015 (Antonio Brown vs. Indianapolis). Johnson was the first Pittsburgh rookie with a punt return for a TD since December 17, 2006 (Santonio Holmes vs. Carolina).

Boswell landed 13 successful field goals in 2018, following a 2017 season where he earned his first Pro Bowl selection after a record-setting campaign. Boswell established single-season franchise records for the most field goals made (35) and total points (142) during the 2017 season, in addition to setting a team record for the most field goals made from 50 yards or further in a season with four. His 35 field goals made and 142 points surpassed the previous milestones of Norm Johnson set in 1995 (34 and 141). Boswell converted four game-winning field goal attempts — kicks within one minute of regulation — during the 2017 regular season.


In 2016, Boswell tied the franchise's regular-season record for the most field goals made in a single game with 6 (12/18 at Cincinnati). Also in that contest, he set the franchise record for most field goals made from 40 yards or longer in a single game (5). Since 1960, his 5 made field goals from 40 yards or longer are tied for the most in a single game in NFL history (Mason Crosby, 11/22/15).

Boswell also set the NFL and Steelers' record for most field goals made in a single postseason game (6) at Kansas City in the AFC Divisional Playoff. At the end of the 2016 postseason, Boswell was a perfect 15-of-15 in his playoff career. He became the first player in NFL postseason history to convert each of his first 15 field goal attempts.

Though Boswell had never kicked in an NFL game prior to his 2015 Steelers' debut, he made 29 field goals and 26 PATs for a total of 113 points in just 12 games. He set rookie/first-year single-season team records in field goals made (29), points (113) and field goal percentage (90.6). Boswell's 29 made field goals tied for fifth on the team's single-season field goals made chart.

Continued on next page

DANNY SMITH



Prior to the 2015 regular season, the Steelers lost kicker Shaun Suisham for the season in the team's first preseason contest due to a knee injury. Pittsburgh then went through two other kickers (Garrett Hartley and Josh Scobee) before signing Boswell prior to the team's Week 5 game.

Through his first five years in the NFL and with the Steelers, punter Jordan Berry owns the team's single-season regular season record for highest net punting average (40.9, 2019). He ranks third in franchise history with a 44.2 punting average (min. 100 punts) and second in team annals with 131 punts inside the opponent 20-yard line.

Berry, who recorded a franchise record 40.9 net punting average, averaged a career-best 45.5 yards per punt in 2019.

In 2018, Berry tallied a 38.8 net punting average coming off a 2017 season in which he posted the second-best mark in team history with a 39.8 average.

In 2016, Berry set the team's single regular-season record for highest net punting average (40.2) and became the seventh Steeler in team history to land 50 punts inside the opponent's 20-yard line in their career in 2016.

During the 2015 season, Berry established a Steelers' single-season record (since 1976) for the highest percentage of punts downed inside the 20-yard line (47.5) in 2015. That percentage also placed him third in the NFL.

In 2014, Smith got solid efforts from Suisham and punter Brad Wing. Suisham made 29-of-32 field goal attempts and all 45 of his PATs for a total of 132 points, good for fourth in the AFC. Wing averaged 43.7 yards per punt in his debut NFL season in 2014. His gross punting average was the fifth-highest total in team history for a rookie or first-year player in a single season.

In the Steelers' Week 17 showdown with the Cincinnati Bengals, the AFC North Championship was on the line. Smith's punt return units cleared the way for Antonio Brown to return a punt 71 yards for a TD. It marked the second straight season Brown returned a punt for a TD against Cincinnati.

In his first season as the Steelers' special teams coordinator in 2013, Suisham had a career year, connecting on 30-of-32 field goals, which are a career high and are tied for the third-most field goals made in a single season in Steelers history. His 93.8 field goal percentage (minimum 15 attempts) also set a new single-season team record.

In addition to being selected to the Pro Bowl as a wide receiver in 2013, Brown was also selected as a return specialist. He recorded a 67-yard punt return for a TD in Week 15 versus Cincinnati, which was one of his five returns of 40 or more yards on the season.

Prior to joining Pittsburgh, Smith served as the Washington Football Team's special teams coordinator from 2004-2012. He helped establish Washington's special teams as one of the top coverage and return units in the NFL.

DANNY SMITH

Prior to joining the Washington Football Team, Smith was the special teams coordinator for the Buffalo Bills (2001-03), coached tight ends for the Detroit Lions (1999-2000), and he split duties as the defensive backs and special teams coach for the Philadelphia Eagles (1995-98).

Smith spent eight years (1987-94) as an assistant coach for Georgia Tech, where he coached running backs, wide receivers and defensive backs. He was on the staff for the Yellow Jackets' 1990 team that was named co-NCAA National Champions.

Smith played defensive back for Edinboro State College from 1972-1976, and he was elected to the Edinboro University Athletics Hall of Fame in 2007.

His first collegiate coaching position came as a graduate assistant at his alma mater in 1976. Smith also was a defensive graduate assistant coach at Clemson University (1979), The College of William & Mary (1980-83) and The Citadel, the Military College of South Carolina (1984-86).

Born and raised in Pittsburgh, Smith attended Pittsburgh Central Catholic High School. He coached at Central Catholic (1977-78), helping tutor future Pro Football Hall of Fame quarterback Dan Marino. Smith is married to Elaine, of Ambridge, Pa. They have three children, Erin, Courtney and Jason.



TERYL AUSTIN

Senior Defensive
Assistant/Secondary

COACHING TIMELINE

- **1991-92**
Penn State University
Graduate Assistant
- **1993-95**
Wake Forest University
Assistant Coach
- **1996-98**
Syracuse University
Assistant Coach
- **1999-2002**
University of Michigan
- **2003-06**
Seattle Seahawks
Defensive Backs/
Secondary
- **2007-09**
Arizona Cardinals
Defensive Backs/
Secondary
- **2010**
University of Florida
Defensive Coordinator/
Cornerbacks
- **2011-13**
Baltimore Ravens
Defensive Backs/
Secondary
- **2014-17**
Detroit Lions Defensive
Coordinator
- **2018**
Cincinnati Bengals
Defensive Coordinator
- **2019-2020**
Pittsburgh Steelers
Senior Defensive
Assistant/Secondary

Teryl Austin is entering his second season as the Steelers' senior defensive assistant/secondary and 17th year in the National Football League coaching ranks. He was hired on January 11, 2019.

Austin coached a group of defensive backs that helped the Steelers defense rank as one of the NFL's best in 2019. Pittsburgh limited 11 opponents below 200 yards passing, which led the League. The Steelers ranked top-five in the NFL in interceptions (2nd, 20), interception rate (2nd, 3.89%), pass defense (3rd, 194.6), yards per play allowed (3rd, 4.72), passes defended (3rd, 99), opposing passer rating (4th, 79.7), pass yards per attempt allowed (4th, 6.06), total defense (5th, 304.1) and scoring defense (5th, 18.9).

Safety Minkah Fitzpatrick and cornerback Joe Haden led the way.

Fitzpatrick, who was named All-Pro, had 5 interceptions, 2 forced fumble and 3 fumble recoveries in 2019. His 8 total takeaways (interceptions and fumble recoveries) led the NFL. Fitzpatrick's 9 combined interceptions (5), forced fumbles (1) and fumble recoveries (3) ranked third in the NFL. He recorded defensive TDs in back-to-back games, including a 96-yard interception return for a TD against the Colts (Nov. 3) and a 43-yard fumble return for TD against the Rams (Nov. 10). Fitzpatrick ranked tied for fourth in the NFL with 5 interceptions.

Haden recorded 65 tackles, 17 passes defended, 5 interceptions, 3 tackles for loss, 1 forced fumble and 1 fumble recovery in 2019. He either led the Steelers or tied for the team lead in passes defended (17) and interceptions (5, tied). Haden ranked tied for fourth in the NFL in passes defended, interceptions and total takeaways (5 interceptions, 1 fumble recovery).

Austin brings 15 years of NFL coaching experience to the Steelers, having most recently served as the defensive coordinator of the Cincinnati Bengals (2018) and the Detroit Lions (2014-17).

While with the Lions, Austin's defensive units ranked in the Top-10 among all NFL teams in total yards per game allowed (340.3/10th), rushing yards per game allowed (100.3/8th) and the number of games in which opponents were held to 20 points or less (34/tied for 6th).

In 2017, the Lions finished third in the NFL with 32 takeaways, tied for second in fumbles recoveries (13) and tied for fifth with a +10 turnover differential. In 2016, Austin's defensive squad helped the team advanced to the playoffs as the unit tied for second in the NFL by holding opposing offenses to 21 points or less in 10 games. During the 2015 season, the Lions' defense registered 43 sacks to finish seventh in the NFL. In 2014, his first season as an NFL defensive coordinator, Austin coordinated one of the League's most dominant defenses, finishing second in total defense (300.9 yards per game) and third in scoring defense (17.6 points per game). The defense also finished first in the NFL in rush defense with an average of 69.3 yards allowed per game — the ninth-best opponent per-game rushing tally in NFL history.



Prior to his time with Detroit, Austin served as a defensive backs coach for a combined 10 years with three NFL teams: Seattle Seahawks (2003-06), Arizona Cardinals (2007-09) and Baltimore Ravens (2011-13). In each of his three stops as a position coach, Austin helped lead his team to Super Bowl appearances (Seattle in 2005 and Arizona in 2008), while securing a 2012 Championship with Baltimore.

From 2011-13, Austin served as the secondary coach of the Ravens, developing the secondary into an integral part of one of the NFL's most consistent defenses in recent years. In 2012, Austin's secondary helped advance the Ravens to its Super Bowl XLVII Championship run. In his first season with Baltimore, in 2011, the Ravens yielded a league-low 11 passing TDs and surrendered the third-fewest points per game (16.6), tying an NFL record by ranking in the top three in points allowed for the fourth consecutive campaign.

In 2010, Austin served at the helm of the University of Florida's defense which recorded 22 interceptions — the fourth-most in the nation — returning four for TDs. The Gators' 538 interception return yards were the most in the nation. Austin's unit led the SEC in conference games, allowing just 310.8 yards per game, including 175.5 passing.

Three of Austin's defensive backs with the Arizona Cardinals earned Pro Bowl honors in 2009: CB Dominique Rodgers-Cromartie, S Antrel Rolle and S Adrian Wilson. Austin helped guide Rodgers-Cromartie, the team's first-round pick in 2008, to a team-best 4 interceptions in the regular season and 2 during the playoffs. In 2007, the Cardinals led the League with 6 interceptions returned for TDs and 551 interception return yards.

Austin played a key role in the development of the Seahawks' young secondary during his 2003-06 tenure in Seattle. Seattle's defense produced 67 interceptions over Austin's four-year span, tying for the 10th-most in the NFL from 2003-07.

Austin's college coaching career began as a graduate assistant at Penn State (1991-92). He held stints as the defensive backs coach at Wake Forest (1993-95), Syracuse (1996-98) and Michigan (1999-2002). Austin was a three-year starter and four-year letterman at safety for the University of Pittsburgh from 1983-87. He earned a bachelor's degree in communications from Pittsburgh in 1988. Austin played for the Montreal Machine of the World League of American Football in 1991, after attending training camps with the Washington Football Team and the Hamilton Tiger-Cats (CFL).

Austin, a native of Sharon, Pa., attended Sharon (Pa.) High School. He and his wife, April, have five children, including sons Tyler, Trey and Torin, and daughters Alexa and Alivia.



TOM BRADLEY

Defensive Backs Coach

COACHING TIMELINE

1979

Penn State University
Graduate Assistant

1980

Penn State University
Special Teams

1981-82

Penn State University
Special Teams/RC

1983-84

Penn State University
Wide Receivers/
Special Teams/RC

1985

Penn State University
Special Teams/RC

1986-95

Penn State University
Outside Linebackers/
Special Teams

1996-99

Penn State University
Defensive Backs

2000-11

Penn State University
Defensive Coordinator/
Cornerbacks

2011

Penn State University
Interim Head Coach

2014

West Virginia University
Senior Associate Head
Coach/Defensive Line

2015-17

University of California,
Los Angeles (UCLA)
Defensive Coordinator

2018-2020

Pittsburgh Steelers
Defensive Backs

Tom Bradley is entering his third season as the Steelers' defensive backs coach and his third year in the National Football League coaching ranks. He was hired on February 8, 2018.

Bradley coached a group of defensive backs that helped the Steelers defense rank as one of the NFL's best in 2019. Pittsburgh limited 11 opponents below 200 yards passing, which led the League. The Steelers ranked top-five in the NFL in interceptions (2nd, 20), interception rate (2nd, 3.89%), pass defense (3rd, 194.6), yards per play allowed (3rd, 4.72), passes defended (3rd, 99), opposing passer rating (4th, 79.7), pass yards per attempt allowed (4th, 6.06), total defense (5th, 304.1) and scoring defense (5th, 18.9).

Safety Minkah Fitzpatrick and cornerback Joe Haden led the way.

Fitzpatrick, who was named All-Pro, had 5 interceptions, 2 forced fumble and 3 fumble recoveries in 2019. His 8 total takeaways (interceptions and fumble recoveries) led the NFL. Fitzpatrick's 9 combined interceptions (5), forced fumbles (1) and fumble recoveries (3) ranked third in the NFL. He recorded defensive TDs in back-to-back games, including a 96-yard interception return for a TD against the Colts (Nov. 3) and a 43-yard fumble return for TD against the Rams (Nov. 10). Fitzpatrick ranked tied for fourth in the NFL with 5 interceptions.


Haden recorded 65 tackles, 17 passes defended, 5 interceptions, 3 tackles for loss, 1 forced fumble and 1 fumble recovery in 2019. He either led the Steelers or tied for the team lead in passes defended (17) and interceptions (5, tied). Haden ranked tied for fourth in the NFL in passes defended, interceptions and total takeaways (5 interceptions, 1 fumble recovery).

In his first season as the Steelers' defensive backs coach, in 2018, Bradley helped a defensive unit that ranked 10th among all NFL teams in opponent net passing yards per game allowed (231.1), in addition to being a part of a defense that ranked sixth in the NFL in total defense, yielding 327.2 yards per game, while allowing only five quarterbacks to throw for 300 passing yards or more against Pittsburgh.

Haden led the Steelers with 2 interceptions in 2018. Third-year player Sean Davis transitioned to the free safety position in 2018 and finished with a team high in tackles for the second consecutive year with 79 stops. Five different members of Bradley's secondary — Haden, Terrell Edmunds, Davis, Mike Hilton and Cameron Sutton — each recorded at least 1 interception in 2018.

Edmunds, the team's first-round draft choice in 2018, 28th overall, appeared in each of the team's 16 regular-season games and made 15 starts. He tallied 73 total tackles (52 solo) and received the "Joe Greene Great Performance Award" given annually to the Steelers' top rookie as selected by the Pittsburgh Chapter of Pro Football Writers.

Bradley owns more than 35 years of coaching experience at the collegiate level — including more than 30 years from the sidelines at Penn State University.

TOM
BRADLEY

A native of Johnstown, Pa., Bradley most recently served as the defensive coordinator at the UCLA from 2015-17. In 2017, the Bruins' secondary yielded 196.3 passing yards per game — the second-best average in the Pac-12 conference. Bradley's defensive unit allowed 4.9 yards per play in each of his first two years at UCLA — ranking as the lowest mark in the Pac-12 in 2015, and tied as the second-best average in the conference in 2016 while allowing the fewest TD passes (12) in the same season. In 2016, the Bruins' defense ranked 12th in the nation in defensive efficiency.

Before joining UCLA in 2015, Bradley spent the 2014 season as the Senior Associate Head Coach at West Virginia University and oversaw the team's defensive line.

Bradley spent more than 30 years on the coaching staff at Penn State prior to his time at West Virginia. He served as the Nittany Lion's defensive coordinator from 2000-11 and as interim head coach in 2011.

The Nittany Lion's defense ranked in the top 15 in six consecutive seasons in total defense and scoring defense from 2004-09 under Bradley's guidance. Penn State held 53 of its 88 opponents to 17 points or fewer from 2004-11, including a stretch of 10 games during the 2009 season. During the eight-year span from 2004-11, Bradley's defense finished in the top 10 nationally in points allowed seven times and in the top 20 in the nation in total defense seven times. The 2008 Nittany Lion's defensive unit was one of only four in the nation to rank in the top 10 in rushing, total and scoring defense while leading the Big Ten in both rushing and total defense.

Bradley helped guide Penn State to 13 double-figure win seasons, 20 years with at least nine wins and 27 bowl appearances, including the 1982 and 1986 national championships. Bradley was tabbed *Rivals* Defensive Coordinator in 2008 and named the *Associated Press* Defensive Coordinator of the Year in 2005.

In his career, Bradley has coached 20 All-Americans, 67 All-Conference Players and over 50 student-athletes reach the National Football League.

Bradley, a member of the Penn State football team from 1975-78, earned letters in his final two seasons in which the Nittany Lions compiled a 22-2 record. In 1978, Penn State earned a berth in the National Championship game vs. Alabama, and appearances in the 1975 and 1979 Sugar Bowls, the 1976 Gator Bowl and the 1977 Fiesta Bowl. Bradley has been to 35 Bowl Games as a player and coach during his collegiate career.

Bradley earned his degree in business in 1979 and a Master's in sports administration from Penn State in 1986. He served as a graduate assistant in 1979 at Penn State and became a full-time coach in 1980.

Bradley is a graduate of Bishop McCort (Johnstown, Pa.) High School and is an inductee in the Cambria County Sports Hall of Fame for his accomplishments in football, basketball and track and field as a prep student-athlete. He was inducted into the Western Pennsylvania Sports Hall of Fame in May of 2014. Bradley was honorary chair of the 2006 Pennsylvania Special Olympics State Summer Games. He was inducted into the Pittsburgh Hall of Fame in 2015, and is one of four football coaches to receive the honor. From 2012-13, Bradley spent two years as a football color analyst at CBS and ESPN.



MATT CANADA

Quarterbacks Coach

COACHING TIMELINE

1994-95

Indiana
Graduate Assistant

1996

Butler
Quarterbacks/Wide
Receivers

1997

Butler
Off. Coordinator

1998-00

Northern Illinois
Running Backs

2001-02

Northern Illinois
Quarterbacks

2003

Northern Illinois
Off. Coordinator/QBs

2004

Indiana
Quarterbacks

2005-06

Indiana
Passing Game
Coordinator/QBs

2007-10

Indiana
Off. Coordinator/QBs

2011

Northern Illinois
Off. Coordinator/QBs

2012

Wisconsin
Off. Coordinator/QBs

2013-15

North Carolina State
Off. Coordinator/QBs

2016

Pittsburgh
Off. Coordinator/QBs

2017

Louisiana State
Off. Coordinator/QBs

2018

Maryland
Interim Head Coach/Off.
Coordinator/QBs

2020

**Pittsburgh Steelers
Quarterbacks**

Matt Canada is entering his first season as the Steelers' quarterbacks coach. He was hired on January 15, 2020.

Canada, who was a finalist for the Broyles Award – honor given to college football's top assistant coach – in 2016, brings nearly two decades of experience as both a highly successful quarterbacks' coach and offensive coordinator.

Canada's units set offensive school records at Indiana, Northern Illinois, Wisconsin and Pittsburgh, and most recently, as the interim head coach at the University of Maryland in 2018.

Canada served as the offensive coordinator and quarterbacks' coach at LSU in 2017. Tigers' quarterback Danny Etling threw 16 TDs and only 2 interceptions, while LSU finished the season No. 1 nationally in fewest turnovers. The Tigers won six of seven SEC games down the stretch, earned a trip to the Citrus Bowl.

Among the quarterbacks developed by Canada are former NC State quarterback, New England Patriots third-round NFL Draft pick and current Indianapolis Colts signal caller Jacoby Brissett, who threw for 43 TDs and just 11 interceptions over a two-year period under Canada. Canada also mentored first-team All-MAC quarterback Chandler Harnish (Northern Illinois), two-time honorable mention All-Big Ten quarterback Ben Chappell (Indiana), second-team All-Big Ten quarterback Kellen Lewis (Indiana) and fifth-round NFL Draft pick Nathan Peterman (Pitt), who threw for 27 TDs and 7 interceptions in a season when the Panthers broke a number of school records on offense.

In Canada's one season with the Panthers (2016), Pitt averaged a school-record 42 points per game, which ranked No. 10 in the nation. The Panthers led the nation in red-zone TD percentage (82%) and scored at least 28 points in all 12 regular-season games, including a 43-42 victory at eventual national champion Clemson. Pitt allowed just 9 sacks in the regular season, which was the fewest of any Power 5 program. Running back James Conner rushed for over 1,000 yards, scored 16 TDs, and earned first-team All-ACC honors. The Panthers finished the regular season 8-4 and earned a trip to the PinStripe Bowl.

At NC State (2013-15), under Canada, the Wolfpack finished third in the ACC in scoring offense in 2015 and scored the most points (41) in the regular season against College Football Playoff finalist Clemson.

Canada served a critical role in leading Wisconsin to a Big Ten Championship and Rose Bowl berth in 2012. The Badgers routed Nebraska, 70-31, in the conference title game. Wisconsin finished No. 12 nationally in rushing offense and Montee Ball won the Doak Walker Award as the nation's top running back. Ball also earned first-team AP All-American honors.

Prior to joining the Wisconsin staff, Canada led offenses at both Northern Illinois (2003, 2011) and Indiana (2007-10). In 2011, the Huskies won the MAC championship and finished in the top 12 nationally in scoring offense, total offense and rushing offense. Canada guided an Indiana offense that scored a school-record 412 points in 2007.

MATT CANADA

**MATT
CANADA**

In his first stint as the Northern Illinois offensive coordinator in 2003, the Huskies climbed as high as No. 12 in the AP poll. Canada was instrumental in the development of All-American running back Michael Turner.

Canada broke into coaching as a student-assistant at Indiana. He later served as a graduate assistant at Indiana from 1994-1995 and coached at Butler University from 1996-1997.

Canada earned his B.A. in Business (1993) and M.A. in Sports Administration (1995) at Indiana University.

Canada is from New Palestine, Indiana. He is married to the former Erin Buchanan and the couple has one daughter, Tori, and a son, Chris.



JAMES DANIEL

Tight Ends Coach

COACHING TIMELINE

1974-1980

Enterprise High School
(Enterprise, Ala.)
Offensive Line

1981-1992

Auburn University
Offensive Line

1993-1996

New York Giants
Tight Ends

1997-99, 2001-03

Atlanta Falcons
Tight Ends

2000

Atlanta Falcons
Offensive Line

2004-2020

Pittsburgh Steelers
Tight Ends

James Daniel is in his 17th season coaching tight ends for the Steelers. Daniel, who was hired on January 24, 2004, remained with the team following Mike Tomlin's hiring in January of 2007.

Vance McDonald (50), Jesse James (30) and Xavier Grimble (6) combined for 86 receptions during the 2018 season under Daniel's tutelage. McDonald became the first Steelers tight end to haul in 50 catches in a season since 2015 (Heath Miller) and eclipse 600 receiving yards since 2014 (Miller). In the team's Week 2 Monday Night win at Tampa Bay, McDonald established a single-game career high 112 receiving yards on 4 catches — marking the first 100-receiving yard game of his NFL career and becoming the second Steelers tight end since 1960 to have at least 100 receiving yards in the first half of a game (Eric Green, 1991).

The Steelers' tight ends unit of Grimble, James and McDonald combined for 5 TD receptions during the 2017 season. James recorded the first multi-scoring game by a Steeler tight end since 2012 in Week 1 of 2017, and set single-season career highs for receptions (43) and receiving yards (372) while matching a personal-best of 3 TD catches. McDonald, in his first season with Pittsburgh, caught 10 passes for 112 yards in the team's AFC Divisional Playoff game, setting Steeler postseason records for a tight end in a playoff game.

The 2016 season marked Daniel's first time coaching the tight ends group without Steelers' great, Heath Miller, since Daniel's first season with Pittsburgh in 2004. Ladarious Green, Xavier Grimble, Jesse James and David Johnson all combined for 6 receiving TDs, but it was in the run game where the group excelled. The tight end unit's blocking helped pave the way for the Steelers' offense to rush for 1,760 yards, including 1,268 from Le'Veon Bell.

Under Daniel's guidance, Miller became one of the top pass catchers in franchise history. Miller, who retired on February 19, 2016, left the Steelers as the team's all-time leader in receptions (592), receiving yards (6,569) and receiving TDs (45) by a tight end.

Overall, Miller ranks third in career receptions, fourth in receiving yards, fifth in receiving TDs and sixth in scrimmage yards (6,577) in Steelers' annals. Miller is one of 15 tight ends in NFL history to reach 6,000 career receiving yards during the regular season.

In 2015, Miller recorded 500 receiving yards for the ninth straight season to become just the second player in team history to accomplish that feat (Hines Ward). Also in 2015, he became just the second player in team history (Ward) to record at least one reception in 100 straight regular-season games played (Miller, 103).

Miller became the first tight end to ever be selected as team MVP in 2012, the same season he earned his second Pro Bowl selection. Miller earned his first Pro Bowl selection in 2009, the same season he set the team's single-season record for receptions by a tight end (76).

In 2007, Daniel groomed a young group of tight ends that finished the season with 11 receiving TDs, which are the most combined receiving touchdowns of any Steelers' tight end corps in team history.

JAMES
DANIEL

During his tenure with the Atlanta Falcons (1997-2003), Daniel was instrumental in the development of Pro Bowler Alge Crumpler. Daniel began his NFL coaching career as the tight ends coach of the New York Giants from 1993-96. However, Daniel's first experience in the NFL came through the NFL's Fellowship Program in 1988 with the New Orleans Saints, and in 1992 with the Denver Broncos, who were led by Head Coach Dan Reeves. Daniel served under Reeves for his first 11 years in the NFL.

He began his coaching career in the college ranks as the offensive line coach at Auburn University (1981-92) for Head Coach Pat Dye. During Daniel's 12 years at Auburn, the Tigers appeared in nine postseason bowl games, four of his linemen earned All-America honors and several were selected All-SEC.

Prior to Auburn, Daniel coached for seven years at Enterprise High School (Enterprise, Ala.) from 1974-80. During his tenure, 11 of his offensive linemen earned college scholarships.

A native of Wetumpka, Ala., Daniel was a three-year starter (offensive guard) and four-year letter winner at Alabama State University from 1970-73. Daniel is married to Myrtis.



KARL DUNBAR

Defensive Line Coach

COACHING TIMELINE

2002-03

Oklahoma State
Defensive Line

2004

Chicago Bears
Defensive Line

2005

Louisiana State
University
Defensive Line

2006-11

Minnesota Vikings
Defensive Line

2012-14

New York Jets
Defensive Line

2015

Buffalo Bills
Defensive Line

2016-17

University of Alabama
Defensive Line

2018-2020

**Pittsburgh Steelers
Defensive Line**

Karl Dunbar is entering his third season as the Steelers' defensive line coach and his 14th year as a defensive line coach in the National Football League. He was hired by the Steelers on February 8, 2018.

In 2019, Dunbar mentored defensive tackle Cameron Heyward, who was named All-Pro for the second time in his career (2017). Heyward finished the season with 9.0 sacks, 22 quarterback hits, 11 tackles for a loss and 6 passes defended. Heyward not only led all NFL defensive tackles in stops with 83, but he also led the League in tackles by a defensive lineman. In fact, his 83 tackles were the most by a Steelers defensive lineman since Donald Evans had 84 in 1993.

Among NFL defensive tackles in '19, Heyward ranked second in quarterback hits, second in sacks and fourth in tackles for loss.

Another Dunbar protege, nose tackle Javon Hargrave, recorded 60 tackles, 7 tackles for loss, 6 quarterback hits, 4.0 sacks and 1 forced fumble in 2019. Hargrave's 60 tackles were the most among all nose tackles in the NFL and ninth-most among defensive tackles. Among all NFL nose tackles in '19, Hargrave ranked tied for second in sacks, quarterback hits and tackles for loss.

Three members of Dunbar's positional group recorded at least 5.0 sacks each, led by defensive captain and first-year Pro Bowl selection Heyward. Heyward's 8.0 quarterback takedowns in 2018 led the defensive line, followed by Javon Hargrave (6.5), Stephon Tuitt (5.5) and Daniel McCullers (1.0). Pittsburgh's defense finished sixth among all NFL teams in rushing yards allowed and total yards allowed per game in 2018 (96.1 / 327.2), with just two running backs eclipsing 100 rushing yards against the Steelers on the season.

Dunbar re-entered the NFL coaching ranks after spending the two years as the defensive line coach at the University of Alabama. At Alabama, Dunbar tutored a defensive line that helped the school capture the College Football Playoff National Championship following a 2017 campaign, and advanced to the game after the 2016 season. The Crimson Tide defense led the nation in total defense (260.4 yards per game allowed) and rush defense (94.7 yards per game allowed) in 2017. In his first season at Alabama, the Crimson Tide defense led the nation in rushing defense, yielding just 63.9 yards per game and ranked fourth in sacks (3.6 sacks per game) while recording a school-record 54.0 sacks.

In 2015, Dunbar served as the defensive line coach of the Buffalo Bills, where he reunited with defensive tackle Kyle Williams whom he coached at Louisiana State University.

Dunbar oversaw a defensive line with the New York Jets for three seasons (2012-14) that featured the 2013 Associated Press Defensive Rookie of the Year — Sheldon Richardson — who also earned Pro Bowl honors in 2014. Richardson totaled 11.5 sacks during his two seasons under Dunbar's tutelage — the fifth-most among all AFC defensive tackles during that period. Muhammad Wilkerson, a Jets defensive lineman, also benefited greatly under Dunbar's guidance, posting a team-leading and career-high 10.5 sacks in 2013 — the most by a Jets defensive player since 2005. Wilkerson was named second-team All-Pro by the Associated Press and a first alternate for the Pro Bowl.

KARL DUNBAR

Before joining the Jets, Dunbar served as the defensive line coach of the Minnesota Vikings from 2006-11. Minnesota's defense allowed the fewest rushing yards in the NFL (84.8 yards per game) and recorded the sixth-most sacks in the League (242.0) during Dunbar's six-years with the Vikings. The Vikings' rush defense was the best in the NFL in three consecutive years from 2006-08, marking the first time since the 1970 AFL-NFL merger that a team had the number one rushing defense in three consecutive seasons.

Three Minnesota defensive linemen were selected to multiple Pro Bowls while Dunbar was the unit's position coach: defensive tackle Kevin Williams (5), defensive end Jared Allen (4) and defensive tackle Pat Williams (3). The trio earned the honor of being the first Viking triplet of defensive linemen to earn the Pro Bowl in the same season since 1969 in 2008 — a season in which they led the League in rushing defense for the third straight year.

In 2011, the Vikings' defense finish tied for the most sacks in the NFL with 50.0, an effort led by Allen's NFL-leading 22.0 sacks — just a half-sack shy of the League's single-season record.

The Vikings defense allowed just 985 rushing yards in Dunbar's second season with the franchise — setting a franchise record and ranking second in the NFL since the 1970 AFL-NFL merger behind the Ravens' 970 yards allowed in 2000.

In 2005, Dunbar coached the defensive line at Louisiana State University, which featured Buffalo Bills defensive tackle Kyle Williams.

Dunbar's first coaching stint in the NFL was with the Chicago Bears in 2004. He guided a young defensive line that included rookie first-round pick Tommie Harris and second-round selection Tank Johnson. Dunbar was the defensive line coach at Oklahoma State University from 2002-03, where he mentored future Viking Kevin Williams and helped him become the program's first defensive lineman to be a first-round selection (ninth in 2003) since Leslie O'Neal (eighth in 1986).

He began his coaching career at Opelousas (Opelousas, La.) High School in 1986 before advancing to Beau Chene (Arnaudville, La.) High School in 1997.

Dunbar, an eighth-round draft selection of the Steelers in 1990, played defensive line for two teams in his NFL career: New Orleans Saints (1992-93) and Arizona Cardinals (1994-95). He also played one season in NFL Europe (Rhein Fire, 1995).

Dunbar was a member of a Louisiana State University defense as a player while current Steelers Assistant Head Coach John Mitchell was on the Tigers' coaching staff.

Dunbar and his wife, Pamela, have three children: Karmichael Mackenzie II, Mickel Angelle and Nickolette Alyse. A native of Opelousas, La., Dunbar graduated from Louisiana State University with a bachelor's degree in criminal justice.



EDDIE FAULKNER

Running Backs Coach

COACHING TIMELINE

2002

Anderson University
Running Backs

2003-04

Ball State University
Graduate Assistant

2005-08

Ball State University
Running Backs/Special
Teams

2009-10

Ball State University
Offensive Coordinator/
Running Backs

2011

Northern Illinois
University Running
Backs/Special Teams
Coordinator

2012

Wisconsin University
Tight Ends

2013-18

North Carolina State
University Tight Ends/
Fullbacks/Special
Teams Coordinator

2019-2020

Pittsburgh Steelers
Running Backs

Eddie Faulkner is in his second season as the running backs coach for the Steelers, after being hired on January 17, 2019.

Prior to joining the Steelers, Faulkner spent six years, 2013-18, at North Carolina State University as the school's tight ends/fullbacks/special team coordinator. In 2017, Faulkner was selected to participate in the NCAA Champion Forum as one of eight minority coaches in the nation chosen to participate in the professional development opportunity.

While at N.C. State, Faulkner coached the program's all-time receptions leader and current Steeler, running back Jaylen Samuels, who finished his career with 202 catches while earning first-team All-Atlantic Coast Conference honors in 2015 and in 2017. In 2017, Samuels finished third in the conference with 16 TDs — the third-most in a season by a N.C. State footballer. Wolfpack running back Reggie Gallaspy, II tied for fifth in the nation with 19 total TDs in 2018, scoring 18 on the ground.

Faulkner spent the 2012 season at the University of Wisconsin coaching the Badgers' tight ends. Under Faulkner's guidance, then junior Jacob Pederson won All-Big Ten honors and the League's Kwalick-Clark Tight End of the Year award, finishing as the school's second leading receiver.

In 2011, Faulkner held the running backs/special teams coordinator title at Northern Illinois University, where he mentored All-Mid-American Conference tailback Jasmin Hopkins. Hopkins produced 956 rushing yards and 15 TDs in 187 carries as the school's 234.1 rushing yards per game average ranked 12th in the nation.

Following a 2002 season as the running backs coach at Anderson University, Faulkner spent the 2003-10 campaigns at Ball State University, serving as a graduate assistant (2003-04), running backs/special teams (2005-08) and the offensive coordinator/running backs (2009-10), including a stint as the school's interim head coach at the end of the 2010 season.

While at Ball State, the Cardinals secured two MAC West Division championships and advanced to back-to-back bowl games for the first time in program history. In 2008, Ball State produced an undefeated regular-season record as tailback MiQuale Lewis tallied a school-record 1,736 rushing yards. Faulkner coached a duo to become the first in a single game in NCAA history to tally 500 rushing yards on Oct. 24, 2009 vs. Eastern Michigan (MiQuale Lewis: 301 and Cory Sykes: 203).

Faulkner, a member of two Big Ten championship teams as Wisconsin's running back rushed for 1,064 yards and 7 TDs in his collegiate career from 1996-2000. During his Badgers' career, the team advanced to five consecutive bowl games, including back-to-back Rose Bowl appearances in 1999 and 2000. He spent the 2001 training camp with the Steelers as an undrafted free agent and the 2002 preseason with the Edmonton Eskimos of the Canadian Football League.

A native of Muncie, Ind., Faulkner attended Muncie Central High School in Muncie, Ind. Faulkner earned a B.A. in history from Wisconsin in 2000, and a M.A. in adult, higher and community education from Ball State in 2004. He and his wife, Anissa, have three children: Eddie IV, Madison Rose and Xavier.



IKE HILLIARD

Wide Receivers Coach

COACHING TIMELINE

2009

Florida Tuskers (UFL)
Volunteer Coach

2010

Florida Tuskers (UFL)
Wide Receivers

2011

Miami Dolphins
Assistant Wide
Receivers

2012

Washington Football
Team Wide Receivers

2013

Buffalo Bills
Wide Receivers

2014-19

Washington Football
Team Wide Receivers

2020

Pittsburgh Steelers
Wide Receivers

Ike Hilliard is in his first season as the Steelers wide receivers coach in 2020 and 10th year as a wide receivers coach in the National Football League. Hilliard was hired by Pittsburgh on February 18, 2020.

Hilliard served as the wide receivers coach in Washington for seven seasons over two different stints (2012), including the last six years. He has also served as the wide receivers coach in Buffalo (2013) and assistant wide receivers coach in Miami (2011).

Under Hilliard's tutelage in 2019, wideout Terry McLaurin had one of the top rookie receiving seasons in Washington Football Team history. He led Washington in all three major receiving categories. McLaurin registered 58 catches for 919 yards and 7 TD receptions in 14 games. His 919 receiving yards and 7 TDs ranked second in franchise rookie history. Among all NFL rookies, McLaurin ranked second in receiving yards, tied for second in receptions and tied for third in TD receptions. He also ranked second in yards per catch (15.8) among rookies with at least 20 receptions.

In 2018, Hilliard played a major role in wide receiver Josh Doctson setting single season career highs in receptions (44) and receiving yards (532). He also oversaw a season in which Jamison Crowder set a single season high in yards per reception with a mark of 13.4 and he was instrumental in the development of rookie wide receiver Trey Quinn who had success in the limited action he saw due to injury.

Hilliard guided a young wide receiver corps in 2017 that helped quarterback Kirk Cousins become the first player in team history to record a third consecutive 4,000-yard passing season. Jamison Crowder led Washington in receptions (66) and receiving yards (789), and at age 24 on the final day of the calendar year, became the youngest player to lead Washington in receptions since Gary Clark (24) in 1986. Meanwhile, second-year pro Josh Doctson, who had been limited by injury to only two games in his rookie campaign, led Washington with 6 receiving TDs, and fourth-year pro Ryan Grant recorded career highs in receptions (45), receiving yards (573) and receiving TDs (4).

Hilliard's group played a major role in Washington's record-setting offense in 2016, a unit that set single-season team records in yards per game (403.4), yards per play (6.40), net passing yards (4,758), completions (407), passing first downs (226) and 500-yard games (three). Veteran wideouts Pierre Garçon (1,041) and DeSean Jackson (1,005) both eclipsed the 1,000-yard mark on the season, representing the first time Washington featured multiple 1,000-yard receivers since 1999 (Albert Connell and Michael Westbrook). Meanwhile, in his second season, Crowder took another step as one of the league's most underrated slot receivers, leading Washington with 7 TD receptions while contributing 847 receiving yards on 67 receptions.

Continued on next page

IKE HILLIARD

During Washington's NFC East championship season in 2015, Hilliard coached a group that prominently featured two prolific veterans (Garçon and Jackson) and two young players in their first or second NFL seasons (Crowder and Ryan Grant, respectively). Garçon posted 72 receptions, the second-highest total of his career, while Jackson recorded 528 receiving yards and 4 TDs despite being limited by injury to nine games. Hilliard's guidance also helped Crowder to a Washington-rookie-record 59 receptions in 2015.

In his return to Washington in 2014, Hilliard managed the incorporation of Jackson into the team's offense after joining the team as a free agent. Jackson led Washington to post 1,000 receiving yards in his first season in Washington (Bobby Mitchell in 1962, Henry Ellard in 1994, Laveranues Coles in 2003 and Santana Moss in 2005). Jackson averaged an NFL-best 20.9 yards per reception and was the first member of Washington to finish a season as the NFL leader in yards per reception since Henry Ellard (19.5 in 1996).

Hilliard served as wide receivers coach for the Buffalo Bills in 2013, helping mold a young group that included rookie second-round pick Robert Woods (40 receptions for 587 yards with 3 TDs) and rookie third-round pick Marquise Goodwin (17 receptions for 283 yards with 3 TDs).

In his first stint with Washington in 2012, Hilliard guided the team's receivers to the franchise's first division title since 1999. He incorporated free agents Pierre Garçon and Joshua Morgan into the offense, helping Garçon lead the team in receiving yards (633 in only 10 games) and helping Morgan lead Washington in receptions (48). Hilliard also oversaw the resurgence of veteran slot receiver Santana Moss, who caught 41 passes for 573 yards and 8 TDs, his most since recording 9 receiving TDs in his first season in Washington in 2005. The group's toughness on the perimeter also helped the offense rush for a League-best 2,709 yards, a franchise record.

In 2011, Hilliard served as the assistant wide receivers coach for the Miami Dolphins. He helped in the development of wide receiver Brandon Marshall, who was selected for his third Pro Bowl and first as a member of the Dolphins. Additionally, Marshall finished third in the AFC in receiving yards with 1,214 and recorded his fifth-consecutive 1,000-plus yard season.

Prior to joining the Dolphins, Hilliard spent two seasons coaching for the Florida Tuskers of the United Football League. Hilliard worked as a volunteer coach with the Tuskers in 2009 and was elevated to the position of Receivers Coach for 2010.

As a player, Hilliard was a first-round selection in the 1997 NFL Draft (No. 7 overall). He played 12 seasons, eight with the New York Giants (1997-2004) and four with the Tampa Bay Buccaneers (2005-08). In 161 career games (106 starts), Hilliard caught 546 passes for 6,397 yards and 35 TDs.

Hilliard played collegiately at the University of Florida from 1994-96, catching 126 passes for 2,214 yards and 26 TDs. He earned first-team All-SEC and All-American honors as a junior. In the final game that season, he recorded 7 catches for 150 yards and 3 TDs to help lead the Gators to a 52-20 Sugar Bowl win to secure the school's first national championship.

Hilliard is a native of Patterson, La.



ADRIAN KLEMM

Assistant Offensive Line

COACHING TIMELINE

2008

Southern Methodist University Graduate Assistant

2009-11

Southern Methodist University Offensive Line/Recruiting Coordinator

2012-16

UCLA
Associate Head Coach/
Run Game Coordinator/
Offensive Line

2019-2020

Pittsburgh Steelers
Assistant Offensive Line

Adrian Klemm is in his second season as the assistant offensive line coach for the Steelers, after being hired on February 15, 2019.

Two Steelers offensive linemen — David DeCastro and Maurkice Pouncey — were selected to the 2020 Pro Bowl, an honor each received for the third consecutive year.

Klemm, a three-time Super Bowl champion during his NFL playing career, joined the Steelers after nine seasons in the collegiate ranks. Most recently, Klemm was the Associated Head Coach/Run Game Coordinator/Offensive Line at UCLA from 2012-16.

While at UCLA, Klemm was part of an offense that broke numerous records, including single-season pass yards (3,860), rush yards (2,761), scoring (482 points) and total offense (6,531 yards). He directed a running game that produced the nation's ninth-best rusher. In 2014, UCLA set the record for the least amount of sacks allowed in a season in program history and featured the leading rusher in the PAC-12 Conference. In 2015, Klemm was responsible for recruiting the No. 1 offensive line class in the country. He also received Pac-12 Conference Recruiter of the Year accolades. Klemm coached two All-American offensive linemen, eight All Pac-12 Conference players and several Freshman All-Americans, as well as Morris Trophy recipient Xavier Su'a-Filo, while a member of the Bruins' staff.

Prior to his arrival at UCLA, the Bruins hadn't had an offensive lineman selected in the NFL Draft since 1999. During his tenure, Klemm mentored seven NFL Draft picks and four undrafted free agents that made a team's 53-man roster.

Klemm began his collegiate coaching career as a graduate assistant at Southern Methodist University in 2008, before serving as the program's Offensive Line Coach/Recruiting Coordinator from 2009-11. SMU featured the nation's seventh-leading rusher in Zach Line, who finished a campaign with 1,494 rushing yards — the second-best single-season tally in school history (Eric Dickerson, 1982). During Klemm's SMU tenure, the football team set numerous offensive records in school history, including total offense, passing yards and first downs while producing the first collegiate 1,000-yard rusher and back-to-back 1,000-yard rushers under Head Coach June Jones.

Klemm coached six different offensive linemen to All-Conference honors, along with two being selected in the NFL Draft, including former Steelers offensive lineman Kelvin Beachum. Klemm was tabbed Conference USA Recruiter of the Year and named the Non-BCS National Recruiter of the Year.

Klemm was a four-year starter at the University of Hawaii (1996-99) and a part of the biggest turnaround in NCAA history. Hawaii improved from 0-12 to 9-4 to win a bowl game during the 1999 season. Following his senior year, Klemm was selected as the starting left tackle in the Senior Bowl and received invitations to the East-West Shrine Game and the Hula Bowl. He earned a bachelor's degree in liberal arts from Excelsior College in 2008.

Klemm was selected by the New England Patriots in the second-round of the 2000 NFL Draft, where he spent the first five of his seven NFL seasons. He was a member of three Patriots Super Bowl Championship teams (XXXVI, XXXVII and XXXIX) before joining the Green Bay Packers in 2005.

A native of Los Angeles, Calif., Klemm has two sons, Jalen and Nikko.



JERRY OLSAVSKY

Inside Linebackers

COACHING TIMELINE

1999

Thomas Jefferson High School (Jefferson Hills, Pa.) Volunteer

2000

Chaney High School (Youngstown, Ohio) Volunteer

2001

Duquesne University Volunteer

2002

University of North Carolina Assistant Strength Coach

2003-2009

Youngstown State University Linebackers Coach

2010-2014

Pittsburgh Steelers Defensive Assistant

2015-2020

**Pittsburgh Steelers
Inside Linebackers**

Jerry Olsavsky is in his sixth season as the team's inside linebackers coach. Olsavsky was promoted to his current position on February 6, 2015.

Olsavsky oversaw the development of rookie Devin Bush in 2019. He set a franchise rookie record with 109 tackles, which is the most by a Steeler in a season since Lawrence Timmons had 114 in 2016. Bush was the only NFL rookie with a fumble recovery (4), interception (2), forced fumble (1) and 100 or more tackles (109).

Bush was the first NFL rookie with at least 100 tackles, 4 fumble recoveries, 2 interceptions, 1 forced fumble and 1.0 sack in the same season since Bennie Blades of the Detroit Lions in 1988. He also was the first NFL rookie since the 1970 NFL-AFL merger with at least 85 tackles, 4 fumble recoveries, 2 interceptions and 1 TD fumble return in a season.

Two veteran inside linebackers, one a new face to the Steelers' defensive unit, led Olsavsky's room in 2018. Vince Williams led all linebackers with 76 total tackles (50 solo) starting all of his 14 games played, adding 4.5 sacks and 10 quarterback hits. Jon Bostic made 73 tackles (46 solo) in his first year with the Steelers, along with 2.5 sacks.

The inside linebacker unit was faced with adversity three quarters of the way through the 2017 season. Ryan Shazier, who earned his first Pro Bowl selection, was tied for the most interceptions among AFC linebackers (3), tied for second among all AFC defensive players in solo tackles (68) and leading all NFL linebackers with 11 passes defended before he suffered a season-ending injury in Week 13. Despite losing Shazier, the inside linebacking corps continued to play at a high level.

Williams finished second on the Steelers with a career-high 8.0 sacks and registered a single-season best 88 tackles to finish third on the team's defense while starting all 16 regular-season games.

Tyler Matakevich scored the team's first points of the 2017 season by recovering a blocked punt in the end zone in Week 1. He led the special teams unit in tackles for the second consecutive season with 14.

In 2016, the inside linebacker unit was led by Shazier and Timmons. Including the postseason, Shazier totaled 105 tackles, 3.5 sacks, 5 interceptions, 3 forced fumbles and 1 fumble recovery. He was named a Pro Bowl alternate for his efforts.

Counting the postseason, Timmons totaled 143 tackles, 4.5 sacks, 2 interceptions and 1 forced fumble. The 2016 season marked the fifth straight year Timmons recorded at least 100 tackles, and it marked the fourth straight season that he led the team in tackles.

Olsavsky also guided Matakevich, a rookie inside linebacker, who led the Steelers with 12 special teams tackles during the 2016 regular season.

In 2015, Shazier finished second on the team in tackles, while adding 3.5 sacks and 2 forced fumbles, despite missing four games due to various injuries. In Week 2 vs. San Francisco, Shazier had a breakout game, recording 15 tackles, 1.0 sack, 1 forced fumble and 1 fumble recovery. Shazier also led the team in tackles (20) and forced fumbles (2) during the postseason.

JERRY OLSAVSKY

Another member of Olsavsky's group, Williams, led the team with 11 special teams during the 2015 regular season.

Prior to his promotion, Olsavsky was a defensive assistant for five seasons. He assisted all areas of the defensive staff in their daily operations. In Olsavsky's five years as a defensive assistant, the Steelers' defense ranked top-two in the league in total defense three times, including back-to-back years (2011-12) as the number-one ranked defense.

A 10-year NFL veteran, Olsavsky spent seven seasons coaching linebackers for Youngstown State University. Prior to coaching at Youngstown State, Olsavsky spent one year as an assistant strength coach at the University of North Carolina. He also coached at his alma mater, Chaney High School in Youngstown and at Duquesne University.

Olsavsky, was selected by the Steelers in the 10th round (258th overall) of the 1989 NFL Draft, and played linebacker from 1989-97. He saw action in 108 games for the Steelers, making 227 tackles, while also excelling on special teams. Olsavsky battled back from a career threatening knee injury in 1993 and helped lead the Steelers to a berth in Super Bowl XXX. In 1995, he was the recipient of the Steelers' Ed Block Courage Award, given annually to the Steeler that overcomes many obstacles to achieve great success on the field. Olsavsky finished his playing career in 1998 with the Baltimore Ravens.

Playing collegiately at the University of Pittsburgh, Olsavsky was a first-team Kodak All-American as a senior in 1988, when he made 129 tackles. He became the Panthers' first defensive player since 1976 to record more than 100 tackles in three consecutive seasons. He earned his degree in information science in 1990.

Olsavsky was born in Youngstown, Ohio, and he resides in Pittsburgh with his three children, Joseph, Emma and Dominic.



SHAUN SARRETT

Offensive Line

COACHING TIMELINE

2004

Streetsboro High School (OH) Offense and Defensive Line Coach/ Co-Strength Coach

2005

Marshall University Defense Quality Control/Graduate Assistant/Defensive Line Assistant

2006

Marshall University Defense Graduate Assistant/Defensive Line Assistant

2006-2007

Marshall University Offensive Graduate Assistant/Offensive Line Assistant

2008-2011

Duke University Offensive Quality Control/Offensive Line Assistant

2012-2017

Pittsburgh Steelers Offensive Assistant

2018

Pittsburgh Steelers Assistant Offensive Line

2019-2020

Pittsburgh Steelers Offensive Line

Shaun Sarrett was promoted to offensive line coach on January 14, 2019, after serving the 2018 season as the Steelers' assistant offensive line coach. Sarrett joined the Steelers in 2012 and spent six years as an offensive assistant, primarily helping coach the offensive line, and assisting the offensive coaching staff with game preparation, video analysis and the scouting of opponents.

Two Steelers offensive linemen — David DeCastro and Maurkice Pouncey were selected to the 2020 Pro Bowl, an honor each received for the third consecutive year.

In 2018, the Steelers' offensive line allowed just 24.0 sacks — the fourth-fewest allowed by an NFL team on the season — and the third consecutive year the Pittsburgh offensive line finished the top five in the category. The Steelers yielded 21.0 in 2016 (2nd) and 24.0 in 2017 (t-3rd). Only one other team has allowed fewer than the Steelers' 69.0 sacks over the three-year span.

Since 2014, Pittsburgh yielded 167.0 sacks, which is the third-fewest sacks allowed among all NFL teams.

Three Steelers offensive linemen — DeCastro, Pouncey and Alejandro Villanueva were selected to the 2019 Pro Bowl. Pouncey was also named to the Associated Press' Second-Team.

Pittsburgh's offensive line allowed just 21.0 sacks in 2017 — tied for the third-fewest in the NFL on the season — and marked the second straight season the unit ranked the Top Three in the category among all NFL teams. Three Steelers offensive linemen — DeCastro, Pouncey and Villanueva — were selected to the 2018 Pro Bowl. DeCastro also earned Associated Press First-Team honors.

The Steelers' offensive line was instrumental in RB Le'Veon Bell's stellar 2017 campaign, which included being named a Pro Bowler and receiving First-Team (Flex) and Second-Team (RB) Associated Press honors. Bell finished second among all NFL players with 1,946 yards from scrimmage and third in rushing yards (1,291).

In 2016, the Steelers' offensive line helped pave the way for RB Le'Veon Bell to earn the following honors, Pro Bowl, second-team AP All-Pro and Steelers' MVP. He led the NFL in scrimmage yards per game (157.0), and he also set the team's single-game record for most rushing yards in the regular season (236, Week 14 at Buffalo) and in the postseason (170, AFC Divisional Playoff at Kansas City).

Collectively, the offensive line allowed just 17.0 sacks on QB Ben Roethlisberger, the fewest sacks he has ever taken in a single-season in his career.

In 2015, the offensive line helped block for an offense that finished tied for first in the NFL in yards per play (6.3), third in the league in net yards per game (395.4) and net passing yards per game (287.7), tied for fourth in the NFL in points per game (26.4) and fifth in the league in plays of at least 20 yards (76).

SHAUN SARRETT

In 2014, the offensive line helped block for the offense to set single-season records in points (436), total net yards (6,577), passing yards per game (301.6) and total first downs (379). Pittsburgh's offense also finished first in the NFL in time of possession (32:24), yards per first-down play (6.42) and tied for first (Green Bay) in the NFL in yards per play (6.2).

The offensive line lost Pro Bowl center Maurkice Pouncey to a season-ending leg injury during the preseason, and the group lost tackle/guard Kelvin Beachum to a season-ending knee injury in Week 6 of the 2015 season. But with the "Next man up" approach, the group rallied.

Sarrett spent four seasons as the offensive quality control and offensive line assistant coach for Duke University. During the 2011 season, Sarrett assumed Ron Middleton's tight end coaching responsibilities when an injury sidelined him. He joined the Duke staff after spending two years as a graduate assistant at Marshall University, where he earned a master's degree in special education. Prior to his stint at Marshall, he served as an offensive and defensive line coach at Streetsboro High School (Streetsboro, Ohio).

A native of Beckley, W. Va., Sarrett played guard for Kent State University and was a three-year letterman. He received the Dick Scesniak Award for overcoming adversity during the 2003 season, and he earned his degree in health education in 2004. Sarrett is married to the former Amy Luempert of Lorain, Ohio.



DENZEL MARTIN

Assistant Outside
Linebackers Coach

COACHING TIMELINE

2015

University of Missouri
Recruiting Graduate
Assistant

2016-17

Pittsburgh Steelers
Scouting Assistant

2018-2019

Pittsburgh Steelers
Coaching Assistant

2020

Pittsburgh Steelers
Assistant Outside
Linebackers Coach

Denzel Martin is in his third season as one of the team's coaching assistants, after previously serving as the Steelers' scouting assistant from 2016-17. Martin assists in the daily operations for defense and will work with the team's defensive line and linebackers in 2019, after assisting with the unit's middle linebackers in 2018. His responsibilities include game preparation, video analysis and scouting of opponents.

Prior to joining the Steelers in 2016, Martin spent a year as a recruiting graduate assistant at the University of Missouri in 2015, where he played linebacker from 2010-14. Martin, a native of St. Louis, Mo., received a degree in multidisciplinary studies in 2014 and a master's in education with an emphasis in positive coaching from Missouri in 2015.



BLAINE STEWART

Assistant Wide Receivers
Coach

COACHING TIMELINE

2018-2019

Pittsburgh Steelers
Coaching Assistant

2020

Pittsburgh Steelers
Assistant Wide
Receivers Coach

Blaine Stewart is in his third season as one of the team's coaching assistants. Stewart assists in the daily operations for the offense and special teams units. His responsibilities include game preparation, video analysis and scouting of opponents.

A native of Morgantown, W. Va., Stewart played wide receiver at the University of Charleston (W. Va.) in 2016 and 2017, after beginning his collegiate playing career at James Madison University (2013-15). He received bachelor's in sport and recreation management from James Madison in 2016, before completing a master's in business administration from Charleston in 2017.

He is the son of late West Virginia head coach, Bill Stewart.



MATT SYMMES

Coaching Assistant

COACHING TIMELINE

2013

Duke University
Offensive Graduate
Assistant

2014

University of Florida
Offensive Graduate
Assistant

2015

Indiana University
Offensive Graduate
Assistant

2016-17

University of South
Carolina
Offensive Graduate
Assistant

2018-2020

Pittsburgh Steelers
Coaching Assistant

Matthew Symmes is in his third season as one of the team's coaching assistants working with the quarterbacks. Symmes assists in the daily operations for the offense. His responsibilities include game preparation, video analysis and scouting of opponents.

Symmes joins the Steelers after spending the previous two years as a football graduate assistant, offense, at the University of South Carolina. Prior to South Carolina, Symmes held the same role at Indiana University (2015), the University of Florida (2014) and Duke University (2013).

A native of Houston, Texas, Symmes graduated from Duke in 2013 with a degree in History. Symmes and his wife, Anna, reside in Pittsburgh.



GARRETT GIEMONT

Conditioning Coordinator

COACHING TIMELINE

1970-1977

Los Angeles Rams
Training Assistant

1978-1982

Los Angeles Rams
Assistant Trainer

1983-1989

Los Angeles Rams
Strength and
Conditioning Trainer

1990-1991

Los Angeles Rams
Strength and
Conditioning Coach

1992-1994

Chicago Cubs
Director of Physical
Development

1995-2001

Oakland Raiders
Strength and
Conditioning Coach

2002

Oakland Raiders
Strength and
Conditioning
Coordinator

2003-2005

Tampa Bay Buccaneers
Strength and
Conditioning
Coordinator

2007-2020

Pittsburgh Steelers
Conditioning
Coordinator

Garrett Giemont is in his 14th season as conditioning coordinator for the Steelers after being hired on January 31, 2007.

Giemont was honored with the NFL's 2015 Strength and Conditioning Coach of the Year award by Samson Equipment which was presented by *American Football Monthly* at the end of the 2014 season.

Giemont was also named the 2008 Strength and Conditioning Coach of the Year/Super Bowl Achievement Award from the Professional Football Strength and Conditioning Coaches Society.

Giemont has 30+ years of experience in the NFL, and served as the Tampa Bay Buccaneers' strength and conditioning coordinator (2003-05) prior to joining the Steelers.

Giemont was named Coach of the Year by The Professional Football Strength and Conditioning Coaches Society after the 2002 season while working for the Oakland Raiders under head coach Bill Callahan. Giemont spent eight seasons as a member of the Raiders' staff, including the first seven as strength and conditioning coach and the final season as strength and conditioning coordinator.

Prior to joining the Raiders, Giemont spent three seasons in Major League Baseball as the Director of Physical Development for the Chicago Cubs (1992-94). He originally entered the NFL with the Los Angeles Rams in 1970 as a part-time training assistant and served as the Rams' assistant trainer from 1978-82. From 1983-89, Giemont was the Rams' strength and conditioning trainer and worked as the team's strength and conditioning coach from 1990-91.

Giemont and his wife, Sonya, have two sons, Jackson and Jett.



MARCEL PASTOOR

Strength and Conditioning
Assistant Coach

Marcel Pastoor is in his 17th season as the Steelers' strength and conditioning assistant coach and his 20th overall season with the team.

Pastoor assists conditioning coordinator Garrett Giemont with the strength and conditioning program.

Pastoor received his undergraduate degree from Virginia Tech in exercise physiology and kinesiology in 2000. He completed his masters from the University of Pittsburgh in exercise physiology, graduating with honors in 2003.

Prior to joining the Steelers, Pastoor interned with the Washington Football Team in 1998 and was the volunteer assistant strength coach for Radford University from 1999-2001.

Pastoor and his wife Cayce have a daughter, Catelyn Ann, and a son, Carter Matthew.



TERRY COUSIN

Player Engagement
Coordinator

Terry Cousin is in his sixth season with Pittsburgh as the team's Player Engagement Coordinator.

Cousin works in the area of player development, assisting rookie players with The Steelers University life skills program that assists with on and off the field, career development with players seeking to advance their interest off the field, and helping players transition to life after football.

Prior to joining the Steelers, Cousin served as the Chicago Bears' Director of Player Engagement (2014), the Director of Player Engagement for the Tampa Bay Buccaneers (2012-13) and the Director of Player Development for his alma mater, the University of South Carolina (2010-11).

While working for the Buccaneers, Cousin created a program called Buccaneer University, which helped players with education, internships, benefits and financial services. He was also the main contact between the Buccaneers' players and community relations department, assisting with player involvement in the community. Cousin also helped relocate players when they came to Tampa and aided Buccaneers rookies with their transition into the NFL.

During his two years at South Carolina, Cousin worked with student athletes across multiple sports. He also served as a sideline reporter for the Gamecocks' radio broadcasts and did features on student athletes for Steve Spurrier's television show. Cousin was a four-year letterman for the South Carolina football team (1993-96), and he also ran track. He was the 1993 Scott Sinclair Freshman Award winner.

A former NFL cornerback, Cousin enjoyed a 12-year career, playing for the Bears, Atlanta Falcons, Miami Dolphins, Carolina Panthers, New York Giants, Jacksonville Jaguars and Cleveland Browns. He originally signed with the Bears in 1997 as an undrafted rookie free agent out of South Carolina.



KEVIN COLBERT

Vice President &
General Manager

COACHING TIMELINE

- **1984**
BLESTO Scout
- **1985-1989**
Miami Dolphins
College Scout
- **1990-1999**
Detroit Lions Pro
Scouting Director
- **2000-2010**
Pittsburgh Steelers
Director of Football
Operations
- **2011-2020**
Pittsburgh Steelers
Vice President and
General Manager

Kevin Colbert is in his 21st season with the Steelers, after joining the team on February 15, 2000.

Colbert has helped assemble teams that have won two Super Bowls (XL and XLIII), three AFC Championships, nine division titles, earned 12 playoff berths and recorded at least eight wins in 19 seasons.

Colbert oversees the personnel area of the team and supervises the scouting staff. Among his duties, he is in charge of administering player acquisitions and transactions, including the NFL Draft, free agent signings and trades, and evaluating pro and college personnel. He also serves as the Steelers' liaison with the NFL office and the other NFL teams on football matters.

Colbert served as the Detroit Lions' pro scouting director from 1990-99. He was responsible for scouting NFL players, NFL Europe and the Canadian Football League. He also assisted in the evaluation of college talent.

Prior to joining the Lions, Colbert spent five seasons as a college scout for the Miami Dolphins (1985-89) and one season (1984) with the BLESTO Scouting Service.

Colbert began his career as a coach and has experience in three sports — football, basketball and baseball. He was the backfield coach and recruiting coordinator at Ohio Wesleyan University for three years (1981-83), and in 1984, he also served as the school's head baseball coach.

From 1979-81, Colbert was a graduate assistant basketball coach at Robert Morris University. He also served as the school's head baseball coach in 1981.

Born and raised in Pittsburgh, Colbert graduated from North Catholic High School and received his bachelor's degree from Robert Morris in 1979. He and his wife, Janis, have three children, Kacie, Jennifer and Daniel, and four grandchildren, Avery, Colby, Brock and Emma.



OMAR KHAN

Vice President of Football
& Business Administration

Omar Khan is in his 24th season in the NFL and 20th season with the Pittsburgh Steelers, having served in numerous positions within the organization.

In his current role, Khan works with the day-to-day overall management of the Football Operations Department, working closely with President Art Rooney II, General Manager Kevin Colbert and Head Coach Mike Tomlin. He is in charge of overseeing many different areas and functions of the organization.

Prior to joining the Steelers, Khan worked with the New Orleans Saints for four years. In 2000, he served as Football Operations/Coaching Assistant, where he supervised the overall operation of the football program and assisted the offensive coordinator in the day-to-day operations of the offense. From 1998-99, Khan served as New Orleans' Player Personnel Assistant. His duties included assisting in pro scouting, negotiating player contracts, government affairs and football administration, as well as serving as interim Player Programs Director during the 1998 season. In 1997, Khan was a Player Personnel Intern, primarily working with scouting and research.

Khan joined the Saints after spending the 1996 season as an undergraduate assistant with the Tulane University football program.

Khan is involved in many activities and organizations throughout the Pittsburgh region, including serving on the executive board of Visit Pittsburgh, the executive board of the Pittsburgh Hispanic Chamber of Commerce, the board of the Pittsburgh Film Office and on the advisory board of FNB Community Bank. In 2005, Khan was selected to attend the NFL Manager Program at Stanford University Executive Education Graduate School of Business. In 2013, he was selected to attend the NFL Career Development Symposium for front office personnel at the University of Pennsylvania.

Khan, a graduate of Tulane, was born in New Orleans, La. He and his wife, Kristen, reside in Mt. Lebanon, Pa. The couple has two daughters, Sophia and Hannah.



AIDAN HENNESSEY-NILAND

Team Operations
Coordinator

Aidan Hennessey-Niland is in his second season as the Steelers' Team Operations Coordinator. He is primarily responsible for coordinating all aspects of team travel, in addition to overseeing training camp.

Hennessey-Niland got his start with the franchise in the summer of 2014, when he worked in the Steelers' training camp office. Hennessey-Niland continued in that capacity until 2019, when he joined the staff in a full-time capacity.

Hennessey-Niland graduated summa cum laude from The College of William & Mary in 2019 with degrees in both government and economics. While enrolled at William & Mary, he worked for the football program, carrying out a number of roles including video-taping practices, assisting with play-calling and recruiting.

Born in the Netherlands, Hennessey-Niland was raised in Arlington, Virginia, and now resides in the South Hills of Pittsburgh.



COLE MARCOUX

Football Administration
Coordinator

Cole Marcoux is entering his seventh season in the NFL and first season as the Steelers' Football Administration Coordinator. Marcoux assists primarily with the management of the salary cap, player contract negotiations, team logistics and scouting.

Most recently, Marcoux spent four years in varying roles with the NFL's Management Council (NFLMC). He served as NFLMC's main contact for NFL Club executives regarding contract proposals, CBA interpretations and transactional scenarios. Marcoux managed the NFLMC's drafting of CBA language for labor negotiations with NFL Player's Association. He supported the NFLMC research team with data analysis of key issues for CBA negotiations.

Marcoux, who ultimately was promoted to Senior Manager of Labor Operations, analyzed NFL player contracts for compliance with the League CBA and Salary Cap. He produced an annual NFL Labor Seminar slide book and presented on CBA and system issues at the yearly Labor Seminar. Marcoux led bi-monthly staff meetings for the entire Labor Operations department to discuss recent CBA interpretations. He also assisted with reconciliation and analysis of Clubs' deferred and guaranteed contract funding requirements and non-football player agreements.

Since 2017, he also served as an NFL Game Monitor in the Art McNally Game Day Central for the NFL Officiating department and worked as an on-site NFL Game Operations Representative for NFL Football Operations Department.

In 2014, Marcoux was selected to participate in the NFL's two-year rotational program. He focused on club business development, media strategy and business development, club and labor finance/corporate development and market research and consumer insights.

Marcoux graduated Summa Cum Laude with degrees in both sociology and economics from Dartmouth College in 2014. He played quarterback and tight end for the Big Green. Marcoux was a two-time Academic All-Ivy League selection. He was named to the National Football Foundation (NFF) Hampshire Honor Society. Marcoux was named a Rufus Choate Scholar, which recognizes admittance to the highest honors group at Dartmouth College. He was also honored with the William S. Churchill Award, class of 1927, which is awarded to the outstanding first-year man who demonstrates qualities of fairness, respect for duty, and citizenship.



DAN ROONEY JR.

Player Personnel
Coordinator

Dan Rooney Jr. is in his ninth season as player personnel coordinator after spending 17 seasons as a college scout for the Steelers. Rooney's duties include scouting college players, primarily in the Southeast, while also being involved in pro scouting and salary cap management.

He is the grandson of Steelers' founder, "The Chief" Art Rooney, Sr., the son of late Steelers' Chairman, ambassador Dan Rooney, and brother of Steelers' President, Art Rooney II.

Rooney graduated from Washington & Jefferson College in 1986 with a degree in business administration. He played football for legendary Head Coach John Luckhardt, and was named an all-conference safety as a sophomore. After graduation, Rooney worked under Coach Luckhardt as an assistant coach from 1986 to 1990.

In 1991, Rooney spent a season with the NFL Europe League office, which at the time was located in Dallas, Texas. His primary responsibilities were to Team Dallas, a spare parts team that supplied the league with replacements for injured players.

In 1993, Rooney moved to Durham, N.C., where he taught and coached at the high school level. He coached for Gary Merrill at Northern Durham High, one of the state's top high school programs. From 1995-97, Rooney coached at Leesville Road High School in Raleigh, N.C.

Rooney and his wife, Dr. Allison Evanoff, live in Gastonia, N.C. They have two sons, John Patrick and Brendan Charles.



PHIL KREIDLER

College Scouting
Coordinator

Phil Kreidler is in his 30th season with in the Steelers personnel department and his seventh as college scouting coordinator. Kreidler spent his first eight years with the team scouting college players, and was given additional responsibilities of scouting pro teams in 2000.

From 1988-90, Kreidler served as a graduate assistant coach at the University of Cincinnati, where he helped coach the wide receivers and quarterbacks.

Kreidler attended Furman University, where he played free safety. He was a member of the 1985 1-AA national finalist and Southern Conference champion Paladin squad. He graduated in 1988 with a degree in history.

Kreidler and his wife, Kim, have one son, Jeff, and live in Pittsburgh.



BRANDON HUNT

Pro Scouting Coordinator

Brandon Hunt is in his 11th season as the Steelers' pro scouting coordinator, after spending two years (2007-2009) as a pro scout for the Houston Texans. In his current position, Hunt is responsible for scouting Steelers' opponents and evaluating pro players. He was selected to attend the NFL Career Development Symposium for front office personnel in 2014 and 2018.

Hunt joined the Texans in the summer of 2007, and served as a pro scout for the team until being hired by the Steelers. Prior to joining Houston, Hunt spent the 2005 and 2006 seasons as an intern in the Steelers' scouting department, where he helped with both college and pro scouting. He was on board when the team won Super Bowl XL to give the franchise its fifth Lombardi Trophy.

Hunt's professional career began as a graduate assistant at Indiana University of Pennsylvania in 2004, and after a year there he was hired by the Steelers to work in their player personnel department.

Hunt attended IUP where he was a four-year starter at guard and center from 2000-03. He captained the team as a senior and earned first-team All-PSAC and All-Region honors at guard. He earned his Bachelor of Science degree in management information systems in December 2003, and a master's degree in business administration in August 2006.

Born in Los Angeles, Calif., Hunt was raised in Pittsburgh where he attended Pine-Richland High School and lettered in football and track.

Hunt resides in Pittsburgh with his wife Shawnika. The couple has two sons, Chayton Robert and Brayden Major.



RICK REIPRISH

Senior Assistant,
College Scouting

Rick Reiprish is in his sixth season with the Steelers' personnel department as the team's Senior Assistant, College Scouting. He was hired on May 16, 2015.

Reiprish has over 40 years of personnel experience, serving as the Director of College Scouting for the New Orleans Saints for 11 years (2004-14) before coming to Pittsburgh. Prior to joining the Saints, he spent eight years with the Jacksonville Jaguars (1994-2002), first as the team's Director of College Scouting before being elevated to Director of Player Personnel in 1998.

Reiprish began his NFL career as a southeast scout with BLESTO from 1979-82, before joining the Kansas City Chiefs as a personnel scout for two years. He spent 10 years with the Seattle Seahawks (1984-94), serving as an area scout before being promoted to eastern scout supervisor in 1989.

A native of Shamokin, Pa., Reiprish graduated from Villanova University in 1972, where he played wide receiver and tight end. He earned a master's degree in education-administration and supervision from Austin Peay in 1974. He coached the wide receivers and running backs at Austin Peay from 1973-76, before joining the staff at East Tennessee State in 1977, where he tutored the quarterbacks and running backs. In 1978, he served as the offensive line coach at North Alabama.

Reiprish has two children, Andrew and Ashleigh.



MARK BRUENER

College Scout

Mark Bruener is in his eighth season as a college scout for the Steelers, after previously serving three seasons as Pittsburgh's BLESTO scout.

Bruener played tight end in the NFL for 14 seasons, the first nine as a member of the Steelers (1995-2003) and the final five with the Houston Texans (2004-08). He was drafted by the Steelers in the first round (27th overall) of the 1995 NFL Draft, and he played in 126 games, making 108 starts. His 137 receptions and 16 receiving touchdowns each rank fourth all-time in team history for a tight end. Bruener was also known for his excellent blocking skills. In his nine seasons with the Steelers, the team averaged 2,142 rushing yards per year. In 1998, Bruener was voted Steelers' Sprint Man of the Year for his dedication to community service.

He graduated from the University of Washington with a degree in economics. Bruener started his final three seasons at tight end, and finished his career with 90 receptions, which were the most by a tight end in team history at the time. During his freshman season, in which he saw action in all 12 games, the Huskies went undefeated and were named co-NCAA National Champions.

Bruener formerly served on the NFL Players Association Executive Committee. Prior to joining the Steelers' scouting staff full-time, Bruener spent the summer of 2010 interning in the Steelers' scouting department during training camp.

A native of Aberdeen, Wash., Bruener currently lives in Woodinville, Wash., with his wife, Traci, two daughters, Allie and Chloe, and three sons, Carson, Braydon and Hudson.



MIKE BUTLER

College Scout

Mike Butler is in his eighth season of his second stint with the Steelers scouting department and his 33rd season as a scout in the NFL. Butler previously spent four seasons with the team's personnel department from 1983-86.

Butler's last NFL assignment was as a regional scout for the Detroit Lions during the 2007 and 2008 seasons. Before joining the Lions, Butler spent 19 seasons (1987-2005) in the Indianapolis Colts' scouting department, serving as the team's director of college scouting for his final six seasons. Prior to being promoted to that position in 2000, Butler served one season as regional scouting director and the 12 seasons before that as an area scout.

Butler got his start in scouting as an intern in the Steelers player personnel department in 1983 and remained with the team through the 1986 season.

He is the son of Pro Football Hall of Famer and former Steelers defensive back Jack Butler. Jack was an All-Pro for the Steelers from 1951-59 and then served as the director of the BLESTO Scouting Combine for 44 years (1963-2007).

Butler earned his master's degree in sports leadership from Duquesne University in 2011. He received his bachelor's degree in fine arts from Indiana University of Pennsylvania in 1983. Butler currently resides in Pittsburgh with his wife Shari, son John David, and twin daughters, Mackenzie and Michaela.



DAN COLBERT

College/Pro Scout

Dan Colbert is in his 10th season with the Steelers and eighth as a college and pro scout. He primarily scouts colleges in the Midwest, and, on the pro side, assists with opponent advance scouting and free agent evaluations. Colbert originally joined the Steelers' scouting department in the summer of 2011 as a player personnel intern.

Colbert graduated from Miami (Ohio) University in 2011 with a degree in health and sports studies. While at Miami, Colbert served as a student assistant for the football program from 2007-2011, working in the team's video department.

A Pittsburgh native, Colbert is a 2007 graduate of Mars Area High School, where he lettered in basketball. He is the son of Steelers' General Manager Kevin Colbert.



KELVIN FISHER

Scout

Kelvin Fisher is in his 20th year in the National Football League and his second stint with the Steelers, re-joining the organization in 2018, as a scout. He spent his first 13 seasons in the NFL with Pittsburgh as a college scout from 2000-12.

Prior to returning to the Steelers, Fisher spent four years with the Buffalo Bills where he served as Director of College Scouting from 2013-15, before being named Player Personnel Advisor in 2016.

Fisher spent one year as the coordinator of academic accountability at his alma mater of Arizona State University before joining the Steelers in 2000. In his role, he was a liaison between the Sun Devils' student-athletes, coaches, professors and academic counselors. From 1993-96, Fisher worked as a juvenile probation officer in Maricopa County, Az., and with the State Office for Service to Children and Family in Portland, Ore., from 1996-99.

A native of Ambridge, Pa., Fisher was a four-year starting fullback at Arizona State (1988-91) where he earned a degree in social work in 1992, and joined the New York Jets as a free agent in 1992.

In April of 2016, Fisher was inducted into the Beaver County Sports Hall of Fame for his accomplishments on the playing field in high school, college and his professional career in the NFL.

Fisher and his wife, Angela, have two children, Kelvin Jr. and Kailie. Kelvin Jr. is a graduate of the University of Arkansas and completed his college football career at the University of Texas El Paso in the fall of 2015. Kailie is a graduate of Arizona State University.


MARK GORSCAK

College Scout

Mark Gorscak is in his 26th season with the Steelers. This season marks Gorscak's 23rd year as an area scout after spending his first three years as the Steelers' BLESTO scout.

Gorscak previously coached on the high school and college levels for 16 years. His first coaching experience was at Perkiomen (Pa.) Prep School. He followed that with coaching assignments at Western Maryland College, Dickinson College (his alma mater), Gulliver Prep (Fla.) High School and two tenures at Weber State University.

In 1987, between stints at Weber State, he became the first general manager of the Pittsburgh Gladiators in its inaugural season in the Arena Football League.

Additionally, Gorscak has been an athletic administrator at Dickinson and Weber State. He graduated with a degree in psychology from Dickinson and received a master's degree in sports administration from St. Thomas University in Miami, Fla.

Gorscak is a native of Donora, Pa., and currently resides in Pittsburgh. He was inducted into the Mid Mon Valley All Sports Hall of Fame in 2010.


CHIDI IWUOMA

College Scout

Chidi Iwuoma is in his first season as a college scout for the Steelers, after serving eight seasons as Pittsburgh's BLESTO scout (2012-19).

Prior to joining the Steelers, Iwuoma served as the University of California's Assistant Director of Student-Athlete Development from 2010-12. In that role, he was responsible for assisting in the academic performance of the football team. Prior to that, Iwuoma worked in Cal's Athletic Study Center from 2009-10, assisting student athletes with academics.

Iwuoma, a former Steelers' defensive back, played in the NFL from 2001-07 and was a member of Pittsburgh's Super Bowl XL team. He also spent time with the Detroit Lions, New England Patriots, Tennessee Titans and St. Louis Rams.

After his playing days, Iwuoma earned a master's degree in education from the University of California in 2009. A Los Angeles native, Iwuoma played collegiately at the University of California and graduated with a degree in social welfare in 2001.

Iwuoma and wife, Tenisha, have three sons, Chidi II, Capri and Chori.


BRUCE MCMORTON

College Scout

Bruce McNorton is in his 21st season as a member of the Steelers' scouting department.

McNorton, who joined the Steelers in May of 2000, had previously worked with General Manager Kevin Colbert as a part-time scout with the Detroit Lions.

McNorton enjoyed a 10-year playing career as a defensive back with the Lions and Miami Dolphins.

A highly successful coach at Pontiac Northern High School in Michigan, McNorton was selected as the 1999 Class-A District Coach of the Year and led his team to the state quarterfinals.

He has three children, daughters Mykeshia and Brittney, and son Bruce Jr.



DAVID PETETT

Pro/College Scout

David Petett is in his 17th season with the Steelers, where he has served in a number of roles during his tenure.

He is entering his seventh season as a pro/college scout, which focuses primarily on evaluating pro personnel for the advanced scouting report, "short list" upkeep and pro free agency, while also handling college scouting responsibilities.

Prior to his current role, Petett served three years as a Northeast/Mid-Atlantic scout and six years as the team's West Coast BLESTO scout, where he oversaw his own area of the country as part of evaluating college talent in preparation for the NFL draft. Petett initially joined the Steelers in 2004 as the player personnel intern.

Prior to joining the Steelers, Petett spent the 2003 season as a student assistant at the University of Wisconsin, where he worked closely with the coaching staff, assisting with the defensive line and special teams units.

Petett, a Pittsburgh native, graduated from Shady Side Academy where he lettered in football and baseball. He graduated from Lehigh University with a degree in political science, while being a four-year starter on the defensive line. He earned honorable mention All-America honors after his senior season in 2000.

Petett currently resides in Wexford with his wife, Jaime, along with their two children, Lawson and Taelin-Irene.



BOB MCCARTNEY

Director of Video
& Facilities

Bob McCartney has had many responsibilities in his 47 years with the Steelers. He was named film director in 1973, until the advent of video in 1986 when the NFL went from film to videotape format.

McCartney has been a member of the organization for all six Super Bowl titles.

Prior to taking over the filming operation, McCartney worked in the Steelers' ticket office. He also currently serves as the Steelers' facility coordinator for their headquarters at the UPMC Rooney Sports Complex.

McCartney, a Pittsburgh native, attended South Hills Catholic High School. He graduated from Wheeling Jesuit University (Wheeling, W. Va.) in 1972 with a bachelor's degree in English.

Born in Pittsburgh, McCartney and his wife Gail have two children, daughter Kathleen and son Robert, who is a pro personnel director for the Tampa Bay Buccaneers. The couple also has four grandchildren, twin boys Jack and Braden, and granddaughters, Madison and Abigail.



ANDY LIZANICH

Assistant Video
Coordinator

Andy Lizanich is in his 24th season as the Steelers' assistant video coordinator and his 30th year in video.

Lizanich guides the football video department, including the shooting, processing and management of all game and practice video as well as producing internal video content for the team and staff.

A 1992 graduate of the University of Pittsburgh with a degree in American history, Lizanich joined the Steelers after spending two years as a student intern for Panthers' football program (1989-91).

A native of Pittsburgh, Lizanich is married to his wife, Kelly. The couple has two sons, Kyle and Bryce. Lizanich has served as a volunteer firefighter for Robinson Township since 1988, including the rank of Fire Chief.



JOHN NORWIG

Head Athletic Trainer

John Norwig is in his 30th season as the Steelers' head athletic trainer and his 41st year in athletic training.

Norwig was honored twice in 2015 for his efforts and contributions throughout his career. In June, he was inducted to the Pennsylvania Athletic Trainers' Hall of Fame. In February, Norwig was honored with the Fain-Cain Memorial Award at the NFL Physicians Society Scientific Meeting and Symposium. The award is given annually to the Professional Football Athletic Trainers Society member who best reflects the virtues of a certified athletic trainer and displays the highest level of professionalism.

From February 2008 until February 2014, Norwig served as President of the Professional Football Athletic Trainers' Society. He also was chosen as a 2008 recipient of the Most Distinguished Athletic Trainer Award from the National Athletic Trainers' Association. The Steelers' athletic training staff was named 2008 Professional Football Athletic Training Staff of the Year by the Professional Football Athletic Training Society (PFATS).

Norwig's career began in 1979 as the athletic trainer at Bellefonte High School (Bellefonte, Pa.). Norwig then served six years as assistant athletic trainer and health education instructor at Penn State (1980-85). During that time he assisted the San Francisco 49ers at their 1984 training camp. He then became head athletic trainer at Vanderbilt (1986-91) before joining the Steelers.

Norwig earned a bachelor's degree in health and physical education from Penn State in 1979 and a master's in health education in 1984. He is a member of the American College of Sports Medicine, American Orthopedic Society for Sports Medicine, the Pennsylvania Athletic Trainer's Society and the National Athletic Trainers Association. In October of 2011, Norwig was named a Penn State Alumni Fellow, the highest award given by the Penn State Alumni Association recognizing those for their outstanding professional accomplishments.

Born in Hanover, Pa., Norwig and his wife Emily have three children, daughter Erin, and sons Nicholas and Luke. The Norwigs live in the North Hills of Pittsburgh.



JON ANDINO

Assistant Athletic Trainer/
Physical Therapist

Jon Andino is in his seventh season with the Steelers as the team's assistant athletic trainer/physical therapist. He served as an athletic training intern with the team in 2007 while he attended the University of Pittsburgh.

Prior to joining the Steelers, Andino served as an assistant trainer/physical therapist for the Miami Dolphins (2011-2013).

He graduated summa cum laude from the University of Pittsburgh in 2008 with a B.S. in Athletic Training. Andino is also a graduate of the University of Pittsburgh's Doctor of Physical Therapy program and earned his Doctor of Physical Therapy degree in 2011. Prior to completing his doctorate, he interned for one year at the Centers for Rehab Services (CRS) Westmoreland Athletic Club in Greensburg, Pa.

Andino currently serves as a faculty mentor for the University of Pittsburgh Medical Center (UPMC) CRS Physical Therapy Sports Residency Program. In addition to being a member of the National Athletic Trainers' Association (NATA), he also serves as a member of the NATA Convention Program Committee. Andino is also a member of the Pennsylvania Athletic Trainers' Society and the American Physical Therapy Association.

He and his wife, Brittany, live in the Friendship neighborhood of Pittsburgh.



SONIA RUEF

Assistant Athletic Trainer

Sonia Ruef is in her 10th season as an assistant athletic trainer for the Steelers.

Prior to joining the Steelers, Sonia served as an assistant athletic trainer for the Duke Blue Devils' football team.

Sonia completed a graduate assistantship at the University of North Carolina, working with football and both men's and women's tennis. She also held internships with the Ohio State University athletic teams during the 2009 season and the Pittsburgh Steelers during their 2008 training camp.

Sonia graduated from the University of Wisconsin in 2007 with a degree in kinesiology and earned a master's degree in athletic training from North Carolina in 2009.

Sonia and her husband, Dan, reside in the Greenfield section of Pittsburgh with their daughter, Nina.

**DAVEON LEE**

Assistant Athletic Trainer

Daveon Lee is in his fifth season as a Steelers' assistant athletic trainer. He served as the Steelers' athletic training intern for the 2014 and 2015 seasons.

Prior to joining the Steelers, Lee served as a graduate assistant athletic trainer for the University of Pittsburgh men's soccer team from 2012-14. He also served as the athletic trainer for Greater Latrobe High School from 2009-12. Lee earned his Master of Science degree in sports medicine and nutrition, and Bachelor of Science degrees in athletic training and in psychology, from the University of Pittsburgh.

He and his wife, Monica, live in the South Hills of Pittsburgh with their daughter, Amayah Joann.

**ADAM REGAN**

Equipment Manager

Adam Regan is in his second year as the team's equipment manager and his seventh overall season with the team. He assists in field preparation for practices and games, setting up the locker rooms and with any uniform and equipment needs for players.

Regan started as a ballboy in 2003. Since that time he has assisted the Steelers' equipment staff in a variety of ways, including serving as an equipment intern.

A native of Pittsburgh, Regan attended Duquesne University, graduating with a degree in professional communications and organizational leadership in 2008. Regan also attended local Central Catholic High School.

Adam is married to Ashley. The couple has two sons, Major and Beckham.



PATRICK NOONE

Field Manager/Assistant
Equipment Manager

Patrick Noone is in his 11th season as the Steelers' field manager/assistant equipment manager and his 13th overall season with the team.

Noone started as a ballboy for the Steelers in 1998, and he assisted the equipment department in a variety of ways until 2006. He then served as an equipment intern for four years before being promoted to his current position.

Noone is responsible for preparing the field for practice and game day, setting up the locker room for both players and coaches, and assisting equipment manager Adam Regan in the issuing and reconditioning of the players' equipment and uniforms.

A native of Pittsburgh and a Penn Hills High School graduate, Noone graduated from the University of Pittsburgh in 2007 with a degree in history. He served as a student manager for the Panthers' football team from 2002-05. Noone and his wife, Samantha, reside in Pittsburgh. They have twin daughters, Abigail and Alexandra.



DEREK RINEHART

Equipment Assistant

Derek Rinehart is in his second season as an Equipment Assistant after serving as an Equipment intern for the previous four seasons (2015-18). He assists in setting up the field for practice and locker rooms for equipment needs for players and coaches.

Rinehart, in his ninth year with the team, started as an Equipment Intern for the Steelers from 2010 to 2012. He then served as Equipment Assistant for the Baltimore Ravens from 2012 to 2015 before returning to the Steelers as an Equipment intern in 2015.

A native of Tiffin, Ohio, Rinehart graduated from Bowling Green State University in 2010 with a degree in Sports Management. He served as a Student Manager for BGSU football team while attending school.

Derek and his wife, Mallory, reside in the North Hills of Pittsburgh with their daughter, MaKenzie.




LOU BALDE

Equipment Assistant

Lou Balde is in his second season as an equipment assistant for the Steelers. He assists in field preparation for both practice and games. Balde also organizes the player and staff locker rooms.

Balde assists the rest of the equipment staff in coordinating apparel and laundry operations for football in accordance to workout, practice, and competition needs. He assists players with a customized array of equipment that will provide maximum protection against injury. Balde performs minor repairs to equipment as well as ensuring proper fitting and maintenance of all safety and/or required equipment.

A native of Pittsburgh, Balde graduated from Indiana University of Pennsylvania in 2015 with a degree in Sports Administration. He then earned a Master's Degree in Sports Management from West Virginia University in 2017. He served as a graduate assistant in the equipment office until 2019.



Steelers



PITTSBURGH STEELERS





OLASUNKANMI ADENIYI

LINEBACKER

(OH-lə-suhn-KAHN-mee əh-DAY-nee)

HEIGHT: 6-1

WEIGHT: 248

COLLEGE: Toledo

BORN: Sept. 12, 1997

BIRTHPLACE: Houston, TX

HOW ACQUIRED: UDFA - '18

NFL EXPERIENCE: 3rd year

PRO (17-0/0-0): Activated from the Steelers' Reserve/Injured; Designated for Return List on December 1, 2018...placed on the Steelers' Reserve/Injured; Designated for Return List on September 3, 2018...signed with the Steelers as an undrafted rookie free agent on April 28, 2018.

2019 (16-0): Saw action in all 16 games, playing mostly on special teams...forced 2 fumbles on special teams.

11/3 vs Indianapolis: Forced a fumble on special teams that was recovered by Steelers WR Johnny Holton.

11/14 at Cleveland: Left the game with a concussion in the first quarter.

11/24 at Cincinnati: Had a forced fumble on special teams and 2 special teams tackles.

COLLEGE Saw action in 34 games and started 25 games at Toledo (2015-17)...totaled 118 tackles, 28.0 TFLs, 12.5 sacks, forced 3 fumbles, 1 fumble recovery, and 1 pass breakup in his career...led the team in TFLs (12) and finished third in the MAC as a junior...named Second-Team All-MAC...as a sophomore started 12 games at "Leo" defensive end where he registered 49 tackles, second-most among team's down linemen...chose to redshirt as a true freshman at Toledo...majored in marketing.

PERSONAL Attended George Bush High School (Fort Bend County, Texas)...recorded 76 tackles, 18 TFLs, and 5.0 sacks as a senior...full name: Olasunkanmi Adeniyi.

ADENIYI'S 2019 GAME-BY-GAME STATISTICS

Date	Opponent	GP	GS	T	AT	TOT	Sacks	Yds	Int/Yds	PD	FF	FR
9/8	at New England	1	0	0	0	0	0.0	0.0	0/0	0	0	0
9/15	SEATTLE	1	0	1	0	1	0.0	0.0	0/0	0	0	0
9/22	at San Francisco	1	0	0	0	0	0.0	0.0	0/0	0	0	0
9/30	CINCINNATI	1	0	0	1	1	0.0	0.0	0/0	0	0	0
10/6	BALTIMORE	1	0	0	0	0	0.0	0.0	0/0	0	0	0
10/13	at L.A. Chargers	1	0	0	0	0	0.0	0.0	0/0	0	0	0
10/28	MIAMI	1	0	0	0	0	0.0	0.0	0/0	0	0	0
11/3	INDIANAPOLIS	1	0	0	0	0	0.0	0.0	0/0	0	0	0
11/10	L.A. RAMS	1	0	0	0	0	0.0	0.0	0/0	0	0	0
11/14	at Cleveland	1	0	0	0	0	0.0	0.0	0/0	0	0	0
11/24	at Cincinnati	1	0	0	0	0	0.0	0.0	0/0	0	0	0
12/1	CLEVELAND	1	0	0	0	0	0.0	0.0	0/0	0	0	0
12/8	at Arizona	1	0	0	0	0	0.0	0.0	0/0	0	0	0
12/15	BUFFALO	1	0	0	0	0	0.0	0.0	0/0	0	0	0
12/22	at N.Y. Jets	1	0	0	0	0	0.0	0.0	0/0	0	0	0
12/29	at Baltimore	1	0	0	0	0	0.0	0.0	0/0	0	0	0
SEASON TOTALS		16	0	1	1	2	0.0	0.0	0/0	0	0	0

OLASUNKANMI ADENIYI

ADENIYI'S CAREER TOTALS

REGULAR SEASON

Year	Team	GP	GS	T	AT	TOT	Sacks	Yds	Int/Yds	PD	FF	FR
2018	Pittsburgh	1	0	0	1	1	0.0	0.0	0/0	0	0	0
2019	Pittsburgh	16	0	1	1	2	0.0	0.0	0/0	0	0	0
NFL TOTAL		17	0	1	2	3	0.0	0.0	0/0	0	0	0

Career Regular-Season Special Teams Tackles (6): 6 in '19.

Additional Statistics: Forced a Colts' fumble on special teams in the third quarter that was recovered by Pittsburgh WR Johnny Holton and gave the Steelers possession of the ball on the Indianapolis 17-yard line (11/3/19 vs IND)...forced a Bengals' fumble on special teams that was recovered by Cincinnati (11/24/19 at CIN).



MARCUS ALLEN

SAFETY

HEIGHT: 6-2

WEIGHT: 215

COLLEGE: Penn State

BORN: Aug. 7, 1996

BIRTHPLACE: Silver Springs, MD

HOW ACQUIRED: D5a-'18 (#148)

NFL EXPERIENCE: 3rd year

PRO (3-0): Promoted to the Steelers' active roster from the practice squad on December 20, 2019...added to the Steelers' practice squad on September 1, 2019...released by the Steelers on August 31, 2019...drafted by the Steelers with the first of their two fifth-round selections (148th overall) in the 2018 NFL Draft.

2019 (1-0): Spent the first 14 weeks of the season on the Steelers' practice squad before being promoted to the active roster...saw action in one game.

COLLEGE Totaled 321 tackles at Penn State, ranking fifth in school history in career tackles and becoming the sixth player in program history to record at least 300 stops in a career...earned First-Team All-Big Ten accolades from the coaches and second-team honors from the media in 2017 after starting all 13 games and recording 72 tackles (46 solo) with 1 interception and forcing 2 fumbles...selected as a team captain in 2017...tabbed Third-Team All-Big Ten by the coaches and honorable mention by the media panel

in 2016...named Big Ten Co-Defensive Player of the Week after a 22-tackle game vs. Minnesota in 2016...started all 14 games, notching 10 tackles or more in three games, en route to recording a career-best 110 tackles in 2016 to become the first safety to lead Penn State in tackles since 2002...honorable mention All-Big Ten by the coaches and media in 2015, finishing second on the defense with 81 tackles...started seven of 13 games played in 2014, tying for third on the squad with 58 tackles...graduated with a degree in broadcast journalism.

PERSONAL Attended Dr. Henry Wise High School (Upper Marlboro, Md.)... posted 15 tackles and 2 fumble recoveries in three games as a senior before suffering an ankle injury... helped the Pumas advance to a perfect 14-0 record and the Maryland 4A State Championship as a junior, producing 70 tackles, three interceptions and 10 pass breakups...was invited to participate in the Big 33 Classic and Maryland Crab Bowl following his senior year...son of Shawn and Latonya Allen... is the godson of Pro Football Hall of Fame running back Curtis Martin...full name: Marcus Allen.

MARCUS ALLEN

ALLEN'S 2019 GAME-BY-GAME STATISTICS

Date	Opponent	GP	GS	T	AT	TOT	Sacks	Yds	Int/Yds	PD	FF	FR
12/22	at N.Y. Jets						INACTIVE					
12/29	at Baltimore	1	0	0	0	0	0.0	0.0	0/0	0	0	0
SEASON TOTALS		1	0	0	0	0	0.0	0.0	0/0	0	0	0



TYSON ALUALU

DEFENSIVE END

(AH-loo AH-loo)

HEIGHT: 6-3

WEIGHT: 304

COLLEGE: California

BORN: May 12, 1987

BIRTHPLACE: Honolulu, HI

HOW ACQUIRED: UFA - '17 (JAX)

NFL EXPERIENCE: 11th year

PRO (157-100/1-0): Signed a two-year contract with the Steelers as an unrestricted free agent on March 21, 2017...re-signed a two-year extension with the Jaguars on March 8, 2015... originally drafted by the Jacksonville Jaguars in the first round (10th overall) of the 2010 NFL Draft.

2019 (16-5): Saw action in 16 games with five starts...registered 41 tackles (21 solo), 1.0 sack, 2 passes defended and 1 forced fumble... his 41 tackles are the most he's recorded in a single season since joining the Steelers in 2017.

9/30 vs Cincinnati: Sacked Andy Dalton (-8 yards) with 1:56 left in the fourth quarter to end the game...finished with 2 tackles (1 solo).

11/14 at Cleveland: Tallied 4 tackles (2 solo) with 2 TFLs.

12/15 vs Buffalo: Registered 4 tackles (2 solo), a forced fumble and a pass breakup.

12/22 at N.Y. Jets: Recorded 5 tackles (1 solo) with 1 TFL.

COLLEGE Was a four-year letterman at California (2006-09)...played in 52 games with 40 starts...never missed a game and started 39 consecutive games to complete his career...career totals included 195 tackles, 26.0 TFLs, 16.0 sacks, 7 pass breakups, 4 forced fumbles and 4 fumble recoveries...was a three-time winner of the Brick Muller Award as team's most valuable defensive lineman (2007-09)...named All-Pac-10 First-Team by the League's coaches and media in back-to-back years 2008-09...majored in ethnic studies.

PERSONAL Attended St. Louis High School (Honolulu, Hawaii)...was a two-time all-state selection by the Honolulu Star Bulletin...as a senior, he was named the Interscholastic Hawaiian League Defensive Player of the Year and earned a spot on Prep Star's All-Far West Region team...son of Ta'avao and Levaa'i Alualu...is one of nine children...he and his wife Desire have three sons, Tyree, Tydes and Tyten and one daughter, Dereon...full name: Tyson Asi Alualu.

ALUALU'S 2019 GAME-BY-GAME STATISTICS

Date	Opponent	GP	GS	T	AT	TOT	Sacks	Yds	Int/Yds	PD	FF	FR
9/8	at New England	1	0	3	1	4	0.0	0.0	0/0	0	0	0
9/15	SEATTLE	1	0	2	0	2	0.0	0.0	0/0	0	0	0
9/22	at San Francisco	1	0	2	0	2	0.0	0.0	0/0	0	0	0
9/30	CINCINNATI	1	0	1	1	2	1.0	8.0	0/0	0	0	0
10/6	BALTIMORE	1	0	0	1	1	0.0	0.0	0/0	0	0	0
10/13	at L.A. Chargers	1	0	1	2	3	0.0	0.0	0/0	1	0	0
10/28	MIAMI	1	1	1	1	2	0.0	0.0	0/0	0	0	0
11/3	INDIANAPOLIS	1	0	1	0	1	0.0	0.0	0/0	0	0	0
11/10	L.A. RAMS	1	0	1	3	4	0.0	0.0	0/0	0	0	0
11/14	at Cleveland	1	1	2	2	4	0.0	0.0	0/0	0	0	0
11/24	at Cincinnati	1	0	0	0	0	0.0	0.0	0/0	0	0	0
12/1	CLEVELAND	1	1	2	2	4	0.0	0.0	0/0	0	0	0
12/8	at Arizona	1	1	1	0	1	0.0	0.0	0/0	0	0	0
12/15	BUFFALO	1	1	2	2	4	0.0	0.0	0/0	1	1	0
12/22	at N.Y. Jets	1	0	1	4	5	0.0	0.0	0/0	0	0	0
12/29	at Baltimore	1	0	3	1	4	0.0	0.0	0/0	0	0	0
SEASON TOTALS		16	5	21	20	41	1.0	8.0	0/0	2	1	0

ALUALU'S CAREER TOTALS

REGULAR SEASON

Year	Team	GP	GS	T	AT	TOT	Sacks	Yds	Int/Yds	PD	FF	FR
2010	Jacksonville	16	16	29	9	38	3.5	24.5	0/0	1	0	0
2011	Jacksonville	16	16	21	19	40	2.5	8.5	0/0	1	1	1
2012	Jacksonville	16	16	34	11	45	3.5	21.5	0/0	1	0	1
2013	Jacksonville	16	16	33	9	42	1.5	12.5	0/0	1	0	0
2014	Jacksonville	16	0	13	17	30	2.0	3.0	0/0	0	0	0
2015	Jacksonville	16	14	18	8	26	2.0	17.0	0/0	2	0	1
2016	Jacksonville	14	10	28	8	36	2.5	14.0	0/0	0	1	0
2017	Pittsburgh	16	5	25	14	39	4.0	27.0	0/0	1	0	0
2018	Pittsburgh	15	2	12	10	22	0.0	0.0	0/0	0	0	0
2019	Pittsburgh	16	5	21	20	41	1.0	8.0	0/0	2	1	0
NFL TOTALS		157	100	235	125	360	22.5	136.0	0/0	9	3	3

Career Regular-Season Special Teams Tackles (1): 1 in '16.

Additional Statistics: Has 2 receptions for 19 yards (1, 3 yards, 9/20/15 vs. Miami, and 1, 16 yards, 12/6/15 at Tennessee)...has 1 blocked field goal (12/27/15 at New Orleans).

Regular-Season Single-Game Highs:

Total Tackles: 8, vs. Cleveland, 12/31/17; **Solo Tackles:** 6, three times, last vs. Cleveland, 12/31/17; **Sacks:** 2.0, vs. Cleveland, 12/31/17; **Sack Yards:** 15.0, vs. Cleveland, 12/31/17; **Passes Defended:** 1, nine times, last vs. Buffalo, 12/15/19; **Forced Fumbles:** 1, three times, last vs. Buffalo, 12/15/19; **Fumble Recoveries:** 1, three times, last at Baltimore, 11/15/15.

POSTSEASON

Year	Team	GP	GS	T	AT	TOT	Sacks	Yds	Int/Yds	PD	FF	FR
2017	Pittsburgh	1	0	1	0	1	0.0	0.0	0/0	0	0	0
POSTSEASON TOTALS		1	0	1	0	1	0.0	0.0	0/0	0	0	0



ZACH BANNER

OFFENSIVE TACKLE

HEIGHT: 6-8

WEIGHT: 360

COLLEGE: USC

BORN: Dec. 25, 1993

BIRTHPLACE: Lakewood, WA

HOW ACQUIRED: FA - '18

NFL EXPERIENCE: 4th year

PRO (22-1/0-0): Signed by the Steelers on August 12, 2018...released by the Panthers on May 31, 2018...acquired off waivers by the Carolina Panthers on March 16, 2018...released by the Browns on March 15, 2018...acquired off waivers by the Cleveland Browns on September 4, 2017...released by the Colts on September 3, 2017...originally drafted by the Indianapolis Colts in the fourth round (137th overall) of the 2017 NFL Draft.

2019 (14-1) (PIT): Saw action in 14 games with one start.

9/15 vs Seattle: Made his Steelers' debut.

9/30 vs Cincinnati: Was part of an offensive line that gave up zero sacks.

11/24 at Cincinnati: Made his first NFL career start.

COLLEGE Started 37 of 39 games played, seeing action at both tackle positions at USC...started 10 of 10 games as a senior...as a junior, started 12 times at right tackle and twice at left tackle and made 2015 CollegeSportsMadness.com Third-Team All-American and First-Team All-Pac-12, as well as AP Second-Team All-Pac-12...also won USC's Offensive Lineman of the Year Award...as a sophomore in 2014, started all games at right tackle and made CollegeFootball News Sophomore All-American honorable mention...played briefly as a backup offensive tackle as a redshirt freshman in 2013, appearing in two early

season games before he was sidelined the rest of the year with an injury that required surgery on both hips...redshirted in 2012...also played basketball for USC in 2013, but didn't see an action...majored in sociology.

PERSONAL Attended Lakes High School (Lakewood, Wash.)...as a senior, his 2011 honors included USA Today first-team All-USA, Super Prep All-American, Prep Star All-American, SI.com first-team All-American, Max Preps second-team All-American, Max Preps first-team All-American Medium Schools, Prep Star Top 150 Dream Team, ESPNU 150, Super Prep All-Farwest, Prep Star All-West, Tacoma News Tribune Western 100, Seattle Times All-State, Orange County Register Fab 15 First Team, Tacoma News Tribune Northwest Nuggets and Tacoma News Tribune first-team all-area...following his senior season, was a finalist for the 2012 Watkins Award, given to the nation's top African-American high school scholar-athlete...as a junior in 2010, made USA Today first-team All-USA, Max Preps second-team All-American, Max Preps first-team All-American Medium Schools, Max Preps Junior first-team All-American and first-team All-State 3-A...also played basketball at Lakes, helping the team to the 2011 state 3A title...full name: Zach Banner.

BANNER'S CAREER TOTALS

REGULAR SEASON

Year	Team	GP	GS
2017	Cleveland	8	0
2019	Pittsburgh	14	1
NFL TOTALS		22	1

**J.T. BARRETT**

QUARTERBACK

HEIGHT: 6-2

WEIGHT: 225

COLLEGE: Ohio State

BORN: Jan. 23, 1995

BIRTHPLACE: Wichita Falls, TX

HOW ACQUIRED: FA - '19

NFL EXPERIENCE: 1st year

PRO (0-0/0-0): Signed by the Pittsburgh Steelers to a future/reserve contract on December 30, 2019...signed to the Steelers' practice squad on December 24, 2019...signed with the Seattle Seahawks on August 10, 2019...signed by the New Orleans Saints to a future/reserve contract on January 21, 2019...Saints' practice squad contract terminated on January 16, 2019...re-signed to the Saints' practice squad on January 12, 2019...Saints' practice squad contract terminated on January 2, 2019...re-signed to the Saints' practice squad on December 29, 2018...Saints' practice squad contract terminated on December 19, 2018...re-signed to the Saints' practice squad on December 17, 2018...Saints' practice squad contract terminated on December 13, 2018...re-signed to the Saints' practice squad on December 8, 2018...Saints' practice squad contract terminated on December 5, 2018...re-signed to the Saints' practice squad on November 28, 2018...Saints' practice squad contract terminated on November 26, 2018...re-signed to the Saints' practice squad on October 27, 2018...Saints' practice squad contract terminated on October 24, 2018...re-signed to the Saints' practice squad on October 20, 2018...Saints' practice squad contract terminated on October 2, 2018...re-signed to the Saints' practice squad on September 28, 2018...Saints' practice squad contract terminated on September 26, 2018...re-signed to the Saints' practice squad on September 21, 2018...Saints' practice squad contract terminated on September 19, 2018...re-signed to the Saints' practice squad on September 8, 2018...Saints' practice squad contract terminated on September 7, 2018...signed to the Saints' practice squad on September 2, 2018...waived by the Saints on September 1, 2018...originally signed by the Saints as an undrafted free agent on May 3, 2018.

COLLEGE Only three-time captain in Ohio State history, capped an outstanding four-year career with the Buckeyes by leading the team to its second Big Ten title in his four years as a starting quarterback in 2017 and to a Goodyear Cotton Bowl Classic victory...started 44 games in college career and set the school record with 38 victories...named the quarterback of the year in the Big Ten three times and the Chicago Tribune Silver Football award winner as the Big Ten's best player once...set a total of 39 OSU (34) or Big Ten Conference (5) records...established career-highs with 240 completions for 3,053 yards and 35 TDs, while also rushing 165 times for 798 yards and a career-high 12 TDs, as a senior in 2017...completed 233 passes for 2,555 yards with 24 TDs and rushed a career-high 205 times for 845 yards and nine TDs in 2016...completed 93 passes for 992 yards with 11 TDs and rushed for 682 yards and 11 TDs on 115 attempts in 2015...started all 12 regular-season games as a freshman for the eventual National Champions in 2014...completed 203 passes for 2,834 and 34 TDs, while also rushing for 938 yards and 11 TDs on 171 attempts.

PERSONAL Attended Rider High School (Wichita Falls, Texas)...considered one of the nation's premier dual threat quarterbacks in the Class of 2013, although his senior season came to an early end with a knee injury in the fifth game...rated as the No. 11 prospect in Texas (247Sports) and a consensus four-star prospect (ESPN, Rivals, Scout, 247Sports)...full name: Joe Thomas Barrett, IV.



JOHN BATTLE

SAFETY

HEIGHT: 6-0

WEIGHT: 201

COLLEGE: LSU

BORN: Feb. 21, 1995

BIRTHPLACE: Hallandale, FL

HOW ACQUIRED: FA - '20

NFL EXPERIENCE: 1st year

PRO (0-0/0-0): Signed a Reserve/Future contract with the Pittsburgh Steelers on January 9, 2020...practice-squad contract with the Tampa Bay Buccaneers expired on January 6, 2020...signed to the Buccaneers' practice squad on August 7, 2019...waived by the New York Jets on June 13, 2019...originally signed by the Jets as an undrafted free agent on April 29, 2019.

COLLEGE Three-year starter in the secondary for LSU...veteran leader for the Tigers in 2018, helped LSU to a 10-3 overall mark and a win in the Fiesta Bowl...racked up 144 total tackles and five interceptions during his collegiate career...played in 47 career games and started 28...participated in the NFLPA Collegiate Bowl in

January 2019...graduated in December 2018 with a degree in sport administration.

PERSONAL

Attended Hallandale High School (Hallandale, Fla.)...took up photography as a hobby in 2016 and is rarely seen without his camera...took pictures as a member of the "media" at numerous LSU sporting events and had many of those photos published on LSUsports.net...four-star recruit by Rivals.com and 247Sports...listed as the No. 18 safety prospect in the nation by 247Sports and the No. 20 cornerback prospect by Rivals...tallied 95 tackles and two interceptions returned for touchdowns as a senior...ranked as the 51st overall prospect in Florida by 247Sports composite rankings...full name: John Battle, IV.



JORDAN BERRY

PUNTER

HEIGHT: 6-5

WEIGHT: 195

COLLEGE: Eastern Kentucky

BORN: March 18, 1991

BIRTHPLACE: Melbourne,

Victoria, Australia

HOW ACQUIRED: FA - '15

NFL EXPERIENCE: 6th year

CAREER HIGHLIGHTS

Entering the 2020 season, has landed 131 punts inside the 20 in his career – second most in Steelers history.

Owns the top three single-season net punting averages in team history (min. 40 punts).

- 40.9 in 2019 (1st)
- 40.8 in 2016 (2nd)
- 39.8 in 2017 (3rd)

PRO (80-0/6-0): Signed a two-year contract with the Steelers on March 13, 2019...signed a one-year extension with the Steelers on February

1, 2018...signed with the Steelers as an undrafted free agent on April 14, 2015.

2019

(16-0/0-0): Saw action in all 16 games during the regular season...landed 24 punts inside the 20-yard line...set the team's single regular-season record for highest net punting average (40.9).

11/10 vs L.A. Rams: Landed four punts inside the 20-yard line.

11/24 at Cincinnati: Landed three punts inside the 20-yard line.

JORDAN BERRY

12/22 at New York Jets: Landed three punts inside the 20-yard line.

Second-Team All-OVC and to the OVC's All-Newcomer team in 2010...majored in physical education.

COLLEGE Finished his Eastern Kentucky career (2010-13) with 229 punts for 9,509 yards for an average of 41.0 yards per punt...in 2013, registered a career-best and set the single-season school record with a 43.8 yards per punt average, while also connecting on a career-long punt of 77 yards...led the conference in punts inside the 20-yard line (19) in 2012, while earning the team's Special Teams Player of the Year award... named First-Team All-OVC in 2011, and was named

PERSONAL Attended Melbourne High School (South Yarra, Victoria, Australia)...played club American football for the Western Crusaders in 2008...was a starter on the Australian National Team for the 2009 Junior World Championship of American Football qualifier against New Zealand...played Australian football in 2007 and 2008 for Melbourne High, Aberfeldie Football Club and Calder Cannons Football Club...son of Jason and Louise Berry...full name: Jordan Thomas Berry.

BERRY'S 2019 GAME-BY-GAME STATISTICS

Date	Opponent	GP	No	Yds	Avg	Ret	Yds	Net	TB	In 20	Lg	Blk
9/8	at New England	1	5	228	45.6	2	35	38.6	0	2	58	0
9/15	SEATTLE	1	5	224	44.8	2	10	42.8	0	2	52	0
9/22	at San Francisco	1	6	314	52.3	5	53	40.2	1	0	60	0
9/30	CINCINNATI	1	2	99	49.5	0	0	39.5	1	1	62	0
10/6	BALTIMORE	1	4	175	43.8	1	2	43.3	0	2	45	0
10/13	at L.A. Chargers	1	4	185	46.3	1	7	44.5	0	2	59	0
10/28	MIAMI	1	3	140	46.7	3	35	35.0	0	0	49	0
11/3	INDIANAPOLIS	1	1	48	48.0	0	0	48.0	0	1	48	0
11/10	L.A. RAMS	1	9	383	42.6	3	21	40.2	0	4	59	0
11/14	at Cleveland	1	5	248	49.6	2	16	46.4	0	1	57	0
11/24	at Cincinnati	1	7	317	45.3	4	18	42.7	0	3	60	0
12/1	CLEVELAND	1	4	173	43.3	1	5	37.0	1	0	53	0
12/8	at Arizona	1	2	96	48.0	1	29	33.5	0	1	69	0
12/15	BUFFALO	1	5	215	43.0	1	12	40.6	0	0	58	0
12/22	at N.Y. Jets	1	7	279	39.9	1	20	37.0	0	3	59	0
12/29	at Baltimore	1	5	244	48.8	2	2	44.4	1	2	54	0
SEASON TOTALS		16	74	3,368	45.5	29	265	40.9	4	24	69	0

BERRY'S CAREER TOTALS**REGULAR SEASON**

Year	Team	GP	No	Yds	Avg	Ret	Yds	Net	TB	In 20	Lg	Blk
2015	Pittsburgh	16	59	2,511	42.6	19	165	39.1	2	28	79	0
2016	Pittsburgh	16	68	3,100	45.6	28	269	40.8	3	25	64	1
2017	Pittsburgh	16	64	2,763	43.2	23	177	39.8	3	26	62	0
2018	Pittsburgh	16	63	2,753	43.7	16	227	38.8	4	28	69	0
2019	Pittsburgh	16	74	3,368	45.5	29	265	40.9	4	24	69	0
NFL TOTALS		80	328	14,495	44.2	115	1,103	39.9	15	131	79	1

Career Regular-Season Special Teams Tackles (1): 1 in '15.

POSTSEASON

Year	Team	GP	No	Yds	Avg	Ret	Yds	Net	TB	In 20	Lg	Blk
2015	Pittsburgh	2	13	531	40.9	3	76	33.5	1	4	52	0
2016	Pittsburgh	3	7	268	38.3	1	9	34.1	1	2	47	0
2017	Pittsburgh	1	2	79	39.5	0	0	29.5	1	0	40	0
NFL TOTALS		6	22	878	39.9	4	85	33.3	3	6	52	0



SAEED BLACKNALL

(Sah-eed Black-NALL)

WIDE RECEIVER

HEIGHT: 6-2
WEIGHT: 208
COLLEGE: Penn State
BORN: March 18, 1996

BIRTHPLACE: Long Branch, NJ
HOW ACQUIRED: FA - '20
NFL EXPERIENCE: 1st year

PRO (0-0/0-0): Signed a Reserve/Future contract with the Pittsburgh Steelers on January 9, 2020...practice-squad contract with the Arizona Cardinals expired on January 6, 2020...signed to the Cardinals' practice squad on December 4, 2019...waived/injury settlement by the Miami Dolphins on August 25, 2019...waived/injured by the Dolphins on August 20, 2019...acquired via waivers by the Dolphins on July 19, 2019...waived by the Oakland Raiders on July 18, 2019...signed a Reserve/Future contract with the Raiders on January 1, 2019...re-signed to the Raiders' practice squad on November 21, 2018...Raiders' practice squad contract terminated on November 20, 2018...re-signed to the Raiders' practice squad on November 14, 2018...Raiders' practice squad contract terminated on November 14, 2018...signed to the Raiders' practice squad on September 2, 2018...waived by the Raiders on September 1, 2018...originally signed by the Raiders as an undrafted free agent on May 4, 2018.

COLLEGE Appeared in 47 career games with 15 starts...registered 50 catches for 979 yards and 7 TDs over four-year collegiate

career...averaged 19.6 yards per reception over his career...posted career highs in receptions (6), receiving yards (155) and TD catches (2) vs. Wisconsin in 2016 Big Ten Championship Game...recorded TD catches of 40 and 70 yards, respectively, against the Badgers...his 155 receiving yards were a Big Ten Championship Game record, while his 70-yard TD reception was the third-longest passing play in championship game history...named Academic All-Big Ten three times...graduated in December 2017 with a degree in telecommunications.

PERSONAL Attended Manalapan HS (Manalapan, N.J.)...two-time first-team all-state selection, while earning first-team all-region, all-district and All-Shore Conference honors his last three years...selected to play in the Semper Fidelis All-American game and the USA U-19 All-American Game...rated as a four-star recruit by all four major recruiting services and was ranked among the top 150 recruits nationally by ESPN, Scout and 247Sports...full name: Saeed Raashad Blacknall.



BREON BORDERS

CORNERBACK

HEIGHT: 6-0
WEIGHT: 189
COLLEGE: Duke
BORN: July 22, 1995

BIRTHPLACE: Statesville, NC
HOW ACQUIRED: FA - '20
NFL EXPERIENCE: 2nd year

PRO (13-1): Signed by the Pittsburgh Steelers on April 16, 2020...waived by Washington on March 23, 2020...signed to the Washington Football Team's active roster from the Jaguars' practice squad on December 24, 2019...added to the Jaguars' practice squad on December 5, 2019...waived by the Jaguars on December 3, 2019...

promoted from the practice squad to the Jaguars' active roster on December 22, 2018...added to the Jacksonville Jaguars' practice squad on October 25, 2018...released from the Texans' practice squad on October 2, 2018...added to the Houston Texans' practice squad on September 11, 2018...waived by the Bills on September 1, 2018...signed

BREON BORDERS

to the Buffalo Bills' 53-man roster from the Raiders' practice squad on December 16, 2017...released by the Raiders on September 3, 2017...originally signed with the Oakland Raiders as an undrafted rookie free agent on May 5, 2017.

2019 (12-1) (JAX/WAS): Saw action, mostly on special teams in 11 games with one start for Jacksonville...after being released and added to the Jaguars' practice squad, was signed by the Washington Football Team and participated on special teams in the final week of the season.

11/3 vs. Houston: Made the first start of his NFL career...registered 6 solo tackles and recovered a Texans' fumble in the fourth quarter.

COLLEGE Four-year letterwinner at Duke...a 2016 All-ACC Third-Team selection at corner...saw action in 49 games (35 starts) and registered 148 total tackles, 7.0 TFLs, 1.0 sack, 12 INTs, 34 PBUs, 2 forced fumbles and 2 fumble recoveries...recorded 2+ tackles in 34 games including a career-high seven stops against both Georgia Tech (2014) and Wake Forest (2015)...twice registered two INTs, versus Florida State in the Dr Pepper

ACC Championship Game in 2013 and at Syracuse in 2014...nine of 12 career INTs came against ACC opponents...on Duke's career charts, finished tied for sixth in INTs and third in passes defended (46)...recorded four PBUs at Northwestern in 2016 to tie for the fifth most in a game in program history...set the Duke freshman record for INTs in a season (4 in 2013)...shares Duke rookie record for INTs in a game (2 vs. Florida State, 2013).

PERSONAL Three-year letterman at Statesville (N.C.) High School...helped Statesville to a three-year record of 28-12 with three state playoff berths including a 13-2 ledger and state 3A semifinal appearance in 2012...as a senior, earned first-team all-state (3A) honors from CarolinaPreps.com after posting 91 tackles, 14 pass breakups, 7 interceptions, 3 forced fumbles and 2 fumble returns for TDs...during junior campaign, registered 48 tackles, 5 interceptions and 6 pass breakups...finished career with 15 interceptions and 25 pass breakups...also lettered in basketball and track and field...county basketball player of the year selection in 2013 by the Statesville Record & Landmark...state champion in the 300-meter hurdles in 2013...three-time all-conference and all-county selection in track and field...full name: Breon Borders.

BORDERS' 2019 GAME-BY-GAME STATISTICS

Date	Opponent	GP	GS	T	AT	TOT	Sacks	Yds	Int/Yds	PD	FF	FR
9/8	KANSAS CITY	1	0	0	0	0	0.0	0.0	0/0	0	0	0
9/15	at Houston	1	0	0	0	0	0.0	0.0	0/0	0	0	0
9/19	TENNESSEE						INACTIVE					
9/29	at Denver	1	0	0	0	0	0.0	0.0	0/0	0	0	0
10/6	at Carolina	1	0	0	0	0	0.0	0.0	0/0	0	0	0
10/13	NEW ORLEANS	1	0	0	0	0	0.0	0.0	0/0	0	0	0
10/20	at Cincinnati	1	0	0	0	0	0.0	0.0	0/0	0	0	0
10/27	N.Y. JETS	1	0	0	1	1	0.0	0.0	0/0	0	0	0
11/3	HOUSTON	1	1	6	0	6	0.0	0.0	0/0	0	0	1
11/17	at Indianapolis	1	0	0	0	0	0.0	0.0	0/0	0	0	0
11/24	at Tennessee	1	0	0	0	0	0.0	0.0	0/0	0	0	0
12/1	TAMPA BAY	1	1	0	0	0	0.0	0.0	0/0	0	0	0
12/8-12/22							PRACTICE SQUAD					
12/29	at Dallas	1	0	0	0	0	0.0	0.0	0/0	0	0	0
SEASON TOTALS		12	1	6	1	7	0.0	0.0	0/0	0	0	1

BORDERS' CAREER TOTALS

REGULAR SEASON


Year	Team	GP	GS	T	AT	TOT	Sacks	Yds	Int/Yds	PD	FF	FR
2018	Jacksonville	1	0	0	0	0	0.0	0.0	0/0	0	0	0
2019	JAX/WAS	12	1	6	1	7	0.0	0.0	0/0	0	0	1
NFL TOTALS		13	1	6	1	7	0.0	0.0	0/0	0	0	1

BREON BORDERS

BORDERS' CAREER TOTALS (Continued)

POSTSEASON

Year	Team	GP	GS	T	AT	TOT	Sacks	Yds	Int/Yds	PD	FF	FR
2017	Buffalo	1	0	0	0	0	0.0	0.0	0/0	0	0	0
NFL TOTALS		1	0	0	0	0	0.0	0.0	0/0	0	0	0



CHRIS BOSWELL
KICKER

HEIGHT: 6-2
WEIGHT: 185
COLLEGE: Rice
BORN: March 16, 1991
BIRTHPLACE: Fort Worth, TX

HOW ACQUIRED: FA - '15
NFL EXPERIENCE: 6th year

CAREER HIGHLIGHTS

Entering the 2020 season, has made 127 field goals as a Steeler, which is tied for the fourth-most in team history.

Entering the 2020 season, has recorded eight field goals of 50-yards or more in his NFL career.

Entering the 2020 season, his 87.0 field goal percentage ranks second in Steelers history among kickers with at least 30 attempts.

Entering the 2020 season, his 87.0 field goal percentage ranks fourth among all NFL kickers with at least 145 field goal attempts since 2015.

Became the sixth player in team history with at least 100 field goals made.

Made at least 20 field goals in four of his five seasons in the NFL.

Has converted three or more field goals in a game 22 times.

Has converted four or more field goals in a game 10 times.

Has recorded five game-winning field goals in his regular-season career (field goals within one minute of regulation or overtime).

Has completed two seasons (2016:36-36 / 2019:28-28) without missing an extra point.

His 15 made field goals during the postseason are the second-most in Steelers' playoff history.

In 2019, finished the season with a field goal percentage of 93.5, the second-highest single season field goal percentage in franchise history.

Set a Steelers single-season record for field goals made in 2017 (35).

Set a Steelers single-season record for points in 2017 (142).

In 2017, was one of four players to convert all field goal attempts of 50+ yards.

In 2017, became the first player to kick three field goals to win three consecutive games, with the clock reading 0:00 at the end of the play since 2004 (Ryan Longwell).

In 2016, tied the franchise record for most field goals made in a regular-season game (6, 12/18 at Cincinnati).

During the 2016 postseason, set the NFL and Steelers' record for most field goals made in a single postseason game (6, AFC Divisional Playoff 1/15 at Kansas City).

Set the team record for most field goals made (8) in a single postseason in team history during the 2016 postseason.

During the 2016 postseason, became the first player in NFL postseason history to convert each of his first 15 field goal attempts.

CHRIS BOSWELL

CAREER HIGHLIGHTS

Set a Steelers' record for the most field goals made by a rookie/first-year player in a single regular season with 29 in 2015.

Set the team record for most points (113) by a rookie/first-year player in a single regular season in 2015.

His 90.6 field goal percentage in 2015 ranked first among rookie/first-year players in team history (min. 10 attempts) in a single season.

Named AFC Special Teams Player of the Month (December/January, 2015 season).

Named AFC Special Teams Player of the Week twice (Week 6, 2015 and Week 13, 2017).

Earned his first Pro Bowl selection in 2017.

PRO (74-0/6-0): Signed with the Steelers on October 3, 2015...released by the N.Y. Giants on September 5, 2015...signed by the Giants on September 2, 2015...released by the Giants on August 16, 2015...signed by the Giants on January 7, 2015...released from the Houston Texans' practice squad on September 30, 2014...added to the Texans' practice squad on September 24, 2014...released by the Texans on August 30, 2014...originally signed with the Texans as an undrafted rookie agent on May 16, 2014.

2019 (61-0): Saw action in 16 games...converted 29 of 31 field goals for a career-high 93.5 field goal percentage—the second-highest single season field goal percentage in franchise history...became the sixth player in team history with at least 100 field goals made.

9/15 vs Seattle: Converted both of his field goal attempts from 41 and 33 yards.

9/22 at San Francisco: Converted both of his field goal attempts from 46 and 26 yards.

9/30 vs Cincinnati: Converted both of his field goal attempts from 49 and 29 yards.

10/6 vs Baltimore: Converted all three of his field goal attempts from 41, 29 and 33 yards.

10/28 vs Miami: Snapped his streak of consecutive field goals made, ending at 14, following a miss from 54 yards...converted two field goals from 42 and 41 yards.

11/3 vs Indianapolis: Converted all four of his field goal attempts (21, 51, 33 and 26 yards)...connected on four or more field goals for the 10th time in his career...his 51-yard field goal to end the first half was the third-longest of his career.

11/24 at Cincinnati: Converted field goals of 26, 47 and 26 yards...third game in 2019 where he made three or more field goals.

12/1 vs Cleveland: Converted field goals of 39 and 29 yards.

12/8 at Arizona: Converted field goals of 30, 37 and 25 yards...registered his 22nd career game with three or more field goals.

12/15 vs Buffalo: Connected on a 49-yard field goal.

12/22 at New York Jets: Connected on a 49-yard field goal.

COLLEGE Saw action in 51 games for Rice (2010-13), both as a kicker and punter...finished his career 65-of-88 on field goals and 164-172 on PATs for a total of 359 points...at the time, his 65 field goals and 164 PATs were both school records...at the time, his 65 career field goals were also the third-most in Conference USA history...added 16 punts for 647 yards (40.4 avg.)...in 2013, was selected to play in the Senior Bowl, and he was named Conference USA Special Teams Player of the Week three times...set then school single-season records for field goals (23) and points (114) in 2012...in 2011, was named First-Team All-Conference USA by Rivals.com, second-team by Phil Steele and was an honorable

CHRIS BOSWELL

mention selection by Conference USA coaches... earned All-Freshman honors from league coaches in 2010...majored in kinesiology.

verted on 39-of-43 field goals in his career and was perfect on 172 career PAT attempts...named AP All-State first team and to the Texas Sportswriters Association Class 5A All-State second team as a senior...selected to play in the 2009 US Army All-American Bowl in San Antonio...also played baseball and soccer...son of Rick and Dawn Boswell...full name: Christopher Lynn Boswell.

PERSONAL Attended Fossil Ridge High School (Forth Worth, Texas)... was a four-time, All-District 5-5A selection...con-

BOSWELL'S 2019 GAME-BY-GAME STATISTICS

SCORING

Date	Opponent	G	FGM	FGA	Pct.	Lg	Blk	XP	XPA	Pct.	Blk	Pts
9/8	at New England	1	1	1	100.0	19	0	0	0	0.0	0	3
9/15	SEATTLE	1	2	2	100.0	41	0	2	2	100.0	0	8
9/22	at San Francisco	1	2	2	100.0	46	0	2	2	100.0	0	8
9/30	CINCINNATI	1	2	2	100.0	49	0	3	3	100.0	0	9
10/6	BALTIMORE	1	3	3	100.0	41	0	2	2	100.0	0	11
10/13	at L.A. Chargers	1	1	1	100.0	20	0	3	3	100.0	0	6
10/28	MIAMI	1	2	3	66.7	42	0	3	3	100.0	0	9
11/3	INDIANAPOLIS	1	4	4	100.0	51	0	2	2	100.0	0	14
11/10	L.A. RAMS	1	1	1	100.0	33	0	2	2	100.0	0	5
11/14	at Cleveland	1	0	1	0.0	0	0	1	1	100.0	0	1
11/24	at Cincinnati	1	3	3	100.0	47	0	1	1	100.0	0	10
12/1	CLEVELAND	1	2	2	100.0	39	0	2	2	100.0	0	8
12/8	at Arizona	1	3	3	100.0	37	0	2	2	100.0	0	11
12/15	BUFFALO	1	1	1	100.0	49	0	1	1	100.0	0	4
12/22	at N.Y. Jets	1	1	1	100.0	49	0	1	1	100.0	0	4
12/29	at Baltimore	1	1	1	100.0	26	0	1	1	100.0	0	4
SEASON TOTALS		16	29	31	93.5	51	0	28	28	100.0	0	115

FIELD GOALS

Date	Opponent	1-19	Pct.	20-29	Pct.	30-39	Pct.	40-49	Pct.	50+	Pct.
9/8	at New England	1-1	100.0	0-0	0.0	0-0	0.0	0-0	0.0	0-0	0.0
9/15	SEATTLE	0-0	0.0	0-0	0.0	1-1	100.0	1-1	100.0	0-0	0.0
9/22	at San Francisco	0-0	0.0	1-1	100.0	0-0	0.0	1-1	100.0	0-0	0.0
9/30	CINCINNATI	0-0	0.0	1-1	100.0	0-0	0.0	1-1	100.0	0-0	0.0
10/6	BALTIMORE	0-0	0.0	1-1	100.0	1-1	100.0	1-1	100.0	0-0	0.0
10/13	at L.A. Chargers	0-0	0.0	1-1	100.0	0-0	0.0	0-0	0.0	0-0	0.0
10/28	MIAMI	0-0	0.0	0-0	0.0	0-0	0.0	2-2	100.0	0-1	0.0
11/3	INDIANAPOLIS	0-0	0.0	2-2	100.0	1-1	100.0	0-0	0.0	1-1	100.0
11/10	L.A. RAMS	0-0	0.0	0-0	0.0	1-1	100.0	0-0	0.0	0-0	0.0
11/14	at Cleveland	0-0	0.0	0-0	0.0	0-0	0.0	0-1	0.0	0-0	0.0
11/24	at Cincinnati	0-0	0.0	2-2	100.0	0-0	0.0	1-1	100.0	0-0	0.0
12/1	CLEVELAND	0-0	0.0	1-1	100.0	1-1	100.0	0-0	0.0	0-0	0.0
12/8	at Arizona	0-0	0.0	1-1	100.0	2-2	100.0	0-0	0.0	0-0	0.0
12/15	BUFFALO	0-0	0.0	0-0	0.0	0-0	0.0	1-1	100.0	0-0	0.0
12/22	at N.Y. Jets	0-0	0.0	0-0	0.0	0-0	0.0	1-1	100.0	0-0	0.0
12/29	at Baltimore	0-0	0.0	1-1	100.0	0-0	0.0	0-0	0.0	0-0	0.0
SEASON TOTALS		1-1	100.0	11-11	100.0	7-7	100.0	9-10	90.0	1-2	50.0

BOSWELL'S CAREER TOTALS

REGULAR SEASON

SCORING

Year	Team	G	FG	FGA	Pct.	Lg	Blk	XP	XPA	Pct.	Blk	Pts
2015	Pittsburgh	12	29	32	90.6	51	0	26	27	96.3	0	113
2016	Pittsburgh	15	21	25	84.0	49	1	36	36	100.0	0	99
2017	Pittsburgh	16	35	38	92.1	53	1	37	39	94.9	1	142
2018	Pittsburgh	15	13	20	65.0	50	1	48	48	94.7	0	82
2019	Pittsburgh	16	29	31	93.5	51	0	28	28	100.0	0	115
NFL TOTALS		74	127	146	87.0	53	3	170	178	95.5	1	551

FIELD GOALS

Year	Team	1-19	Pct.	20-29	Pct.	30-39	Pct.	40-49	Pct.	50+	Pct.
2015	Pittsburgh	1-1	100.0	9-9	100.0	8-8	100.0	9-12	75.0	2-2	100.0
2016	Pittsburgh	0-0	0.0	2-2	100.0	8-9	88.9	11-12	91.7	0-2	0.0
2017	Pittsburgh	0-0	0.0	10-10	100.0	12-14	85.7	9-10	90.0	4-4	100.0
2018	Pittsburgh	0-0	0.0	3-3	100.0	4-6	66.7	5-10	50.0	1-1	100.0
2019	Pittsburgh	1-1	100.0	11-11	100.0	7-7	100.0	9-10	50.0	1-2	50.0
NFL TOTALS		1-1	100.0	35-35	100.0	39-44	88.6	43-54	79.6	8-11	72.7

Career Regular-Season Special Teams Tackles (6): 2 in '15, 1 in '16, 1 in '17 and 2 in '18.

Additional Statistics: Has five career game-winning field goals in the regular season (18 yards, 11/8/15 vs. Oakland, 33 yards, 11/12/17 at Indianapolis, 53 yards, 11/26/17 vs. Green Bay, 38 yards, 12/4/17 at Cincinnati, 46 yards, 12/10/17 vs. Baltimore).

POSTSEASON

SCORING

Year	Team	G	FG	FGA	Pct.	Lg	Blk	XP	XPA	Pct.	Blk	Pts
2015	Pittsburgh	2	7	7	100.0	47	0	1	1	100.0	0	22
2016	Pittsburgh	3	8	8	100.0	45	0	3	5	60.0	0	27
2017	Pittsburgh	1	0	0	0.0	0	0	6	6	100.0	0	6
NFL TOTALS		6	15	15	100.0	47	0	10	12	83.3	0	55

FIELD GOALS

Year	Team	1-19	Pct.	20-29	Pct.	30-39	Pct.	40-49	Pct.	50+	Pct.
2015	Pittsburgh	0-0	0.0	1-1	100.0	4-4	100.0	2-2	100.0	0-0	0.0
2016	Pittsburgh	0-0	0.0	2-2	100.0	3-3	100.0	3-3	100.0	0-0	0.0
2017	Pittsburgh	0-0	0.0	0-0	0.0	0-0	0.0	0-0	0.0	0-0	0.0
NFL TOTALS		0-0	0.0	3-3	100.0	7-7	100.0	5-5	100.0	0-0	0.0

Additional Statistics: Has one career game-winning field goal in the postseason (35 yards, AFC Wild Card Game 1/9/16 at Cincinnati).



ISAIAH BUGGS

DEFENSIVE END

HEIGHT: 6-3

WEIGHT: 295

COLLEGE: Alabama

BORN: Aug 24, 1996

BIRTHPLACE: Ruston, LA

HOW ACQUIRED: D6b-'19 (#192)

NFL EXPERIENCE: 2nd year

PRO (9-0): Drafted by Steelers with the second of three sixth-round picks (192nd overall) in the 2019 NFL Draft.

2019 (9-0): Saw action in nine games as a rookie, finishing the season with 3 tackles (2 solo).

10/28 vs Miami: Made his NFL debut.

COLLEGE Played in 29 games at Alabama from 2017-18, producing 102 total tackles (44 solo), 11.0 sacks, 17.5 tackles for loss, 3 passes defended, 2 forced fumbles and 1 fumble recovery...transferred to Alabama from

Mississippi Gulf Coast Community College where he earned All-MACJC South Division honors in 2015 and 2016...earned Second-Team All-America honors from the AFC and named to the All-SEC Second Team by the Associated Press and conference coaches his senior year...started 13-of-14 games played in his first season at Alabama in 2017...totaled 75 tackles, including 10 tackles for loss and 3.5 sacks as a sophomore at Mississippi Gulf Coast Community College...generated 59 tackles, 8 for loss, and 4.0 sacks in freshman campaign at Mississippi Gulf Coast Community College...graduated with a degree in consumer science.

PERSONAL Attended Ruston High School (Ruston, La.)...son of Lawanda Buggs...full name: Isaiah Buggs.

BUGGS'S 2019 GAME-BY-GAME STATISTICS

Date	Opponent	GP	GS	T	AT	TOT	Sacks	Yds	Int/Yds	PD	FF	FR
9/8	at New England					INACTIVE						
9/15	SEATTLE					INACTIVE						
9/22	at San Francisco					INACTIVE						
9/30	CINCINNATI					INACTIVE						
10/6	BALTIMORE					INACTIVE						
10/13	at L.A. Chargers					INACTIVE						
10/28	MIAMI	1	0	0	0	0	0.0	0.0	0/0	0	0	0
11/3	INDIANAPOLIS	1	0	0	0	0	0.0	0.0	0/0	0	0	0
11/10	L.A. RAMS	1	0	0	0	0	0.0	0.0	0/0	0	0	0
11/14	at Cleveland	1	0	0	0	0	0.0	0.0	0/0	0	0	0
11/24	at Cincinnati	1	0	0	1	1	0.0	0.0	0/0	0	0	0
12/1	CLEVELAND	1	0	0	0	0	0.0	0.0	0/0	0	0	0
12/8	at Arizona	1	0	0	0	0	0.0	0.0	0/0	0	0	0
12/15	BUFFALO					INACTIVE						
12/22	at N.Y. Jets	1	0	1	0	1	0.0	0.0	0/0	0	0	0
12/29	at Baltimore	1	0	1	0	1	0.0	0.0	0/0	0	0	0
SEASON TOTALS		9	0	2	1	3	0.0	0.0	0/0	0	0	0

**DEVIN BUSH**

LINEBACKER

HEIGHT: 5-11

WEIGHT: 234

COLLEGE: Michigan

BORN: July 18, 1998

BIRTHPLACE: Pembroke Pines, FL

HOW ACQUIRED: D1 - '19 (#10)

NFL EXPERIENCE: 2nd year

CAREER HIGHLIGHTS

In 2019, led the team and all NFL rookies in tackles (109), solo tackles (72) and ranked fourth in TFLs (9).

Only Steelers rookie ever to eclipse 100 tackles.

First NFL rookie with a fumble return for a TD and an interception in the same game since S Eddie Jackson of the Chicago Bears Carolina on Oct. 22, 2017 and the 11th since the 1970s AFL-NFL merger.

First Steelers rookie, and just the second NFL rookie since the 1970 NFL-AFL merger, with a fumble return for a TD and an interception in the same game (Delton Hall accomplished the feat vs. San Francisco on Sept. 13, 1987).

PRO (16-15): Drafted by Steelers in the first round (10th overall) of the 2019 NFL Draft after the team traded up 10 spots.

2019 (16-15): Saw action in all 16 games with 15 starts...led the team in total tackles (109) and solo tackles (72), tied for the team-lead in fumble recoveries (4), tied for third on the team in interceptions (2) and ranks fourth on the team in TFLs (9)...led all NFL rookies in total tackles and solo tackles, tied for second in fumble recoveries, ranked fourth in TFLs and tied for third in interceptions...became the only Steelers rookie ever to eclipse 100 tackles...his 4 fumble recoveries tied for second most in the NFL...was involved in 7 of the Steelers' league-leading 38 forced turnovers (4 fumble recoveries, 2 interceptions and 1 forced fumble)...his 6 total takeaways (interceptions and fumble recoveries) lead all NFL rookies and rank tied for fourth in the NFL...became the first NFL rookie with at least 95 tackles, 4 fumble recoveries, 2 interceptions and 1 forced fumble in a season since Minnesota's Chad Greenway in 2007...became the first NFL rookie with a fumble return for a TD and an interception in the same

game since S Eddie Jackson of the Chicago Bears Carolina on Oct. 22, 2017 and the 11th since the 1970s AFL-NFL merger...became the first Steelers rookie, and just the second NFL rookie since the 1970 NFL-AFL merger, with a fumble return for a TD and an interception in the same game (Delton Hall accomplished the feat vs. San Francisco on Sept. 13, 1987)...became the fifth Steeler with a fumble return for a TD and an interception in the same game (Delton Hall accomplished the feat vs. San Francisco on Sept. 13, 1987)...became the first Steelers rookie with a fumble return for TD since Javon Hargrave at Cleveland on Nov. 20, 2016.

9/8 at New England: Made his Steelers' debut starting at inside linebacker...led the team with 11 tackles (7 solo).

9/15 vs Seattle: Recorded 7 tackles (3 solo) and recovered a Seattle fumble in the fourth quarter, setting the Steelers up for a TD on the following play.

9/22 at San Francisco: Led the team with 11 tackles (9 solo)...recovered 2 San Francisco fumbles on back-to-back 49ers drives.

9/30 vs Cincinnati: Finished the game with 9 tackles (7 solo), 3 TFLs, 1.0 sack and 1 pass defended...registered his first career sack, which helped the Steelers force a punt on the Bengals' opening drive.

10/6 vs Baltimore: Finished the game with 8 tackles (5 solo) and registered his first career interception, picking off Lamar Jackson in the red zone, marking the third of 3 interceptions by the Steelers' defense in the game.

10/13 at L.A. Chargers: Led the team with 7 tackles (4 solo)...recorded a 9-yard fumble return for a TD in the first quarter...intercepted Phillip Rivers in the second quarter becoming the first NFL rookie with a fumble return for a TD and an intercept-

DEVIN BUSH

tion in the same game since S Eddie Jackson of the Chicago Bears vs. Carolina on Oct. 22, 2017.

10/28 vs Miami: Tallied 7 tackles (6 solo).

11/3 vs Indianapolis: Registered 7 tackles (4 solo), 1 TFL and 1 pass defended.

11/14 at Cleveland: Recorded 5 tackles (2 solo) with 1 TFL.

11/24 at Cincinnati: Recorded 4 tackles (3 solo) and registered his first career forced fumble that was recovered by S Minkah Fitzpatrick.

12/1 vs Cleveland: Led the team with 7 tackles (5 solo) with 1 TFL.

12/15 vs Buffalo: Registered 4 solo tackles with 2 TFLs.

12/22 at New York Jets: Recorded 5 tackles (3 solo) with 1 TFL.

12/29 at Baltimore: Registered a single-game career-high 12 tackles (11 solo).

COLLEGE Played in 39 games, 32 starts, at Michigan as a three-year letterman...a two-time Academic All-Big Ten Conference member (2017-18)...registered 194 tackles, 20.0 tackles for losses, 10.0 sacks, 1 interception and 17 passes defended in his Wolverines career...was a NCAA Consensus All-American, earning All-Big Ten First-Team honors his senior year...Nagurski-Woodson Big Ten Defensive Player of the Year and a Butkus-Fitzgerald Big Ten Linebacker of the Year recipient in 2018...during his junior year, led the defense with 102 tackles, including 9.5 stops for losses, 5.0 sacks, 1 interception and 9 pass break-ups playing in and starting all 13 games...during his freshman year, he earned his first varsity letter playing in all 13 games on special teams and at linebacker in seven games...contributed 12 tackles and an assisted tackle for a loss...majored in general studies.

PERSONAL Attended Charles W. Flanagan High School (Pembroke Pines, Fla.) and was coached by his father, Devin Bush, Sr....won the Class 8A state championship in 2015...earned Class 8A first-team all-state honors as a junior and senior...father, Devin Bush, Sr. played in the NFL and won Super Bowl XXXIV with the St. Louis Rams...full name: Devin Bush Jr.

BUSH'S 2019 GAME-BY-GAME STATISTICS

Date	Opponent	GP	GS	T	AT	TOT	Sacks	Yds	Int/Yds	PD	FF	FR
9/8	at New England	1	1	7	4	11	0.0	0.0	0/0	0	0	0
9/15	SEATTLE	1	0	3	4	7	0.0	0.0	0/0	0	0	1
9/22	at San Francisco	1	1	9	2	11	0.0	0.0	0/0	0	0	2
9/30	CINCINNATI	1	1	7	2	9	1.0	9.0	0/0	1	0	0
10/6	BALTIMORE	1	1	5	3	8	0.0	0.0	1/0	1	0	0
10/13	at L.A. Chargers	1	1	4	3	7	0.0	0.0	1/6	1	0	1
10/28	MIAMI	1	1	6	1	7	0.0	0.0	0/0	0	0	0
11/3	INDIANAPOLIS	1	1	4	3	7	0.0	0.0	0/0	1	0	0
11/10	L.A. RAMS	1	1	2	1	3	0.0	0.0	0/0	0	0	0
11/14	at Cleveland	1	1	2	3	5	0.0	0.0	0/0	0	0	0
11/24	at Cincinnati	1	1	3	1	4	0.0	0.0	0/0	0	1	0
12/1	CLEVELAND	1	1	5	2	7	0.0	0.0	0/0	0	0	0
12/8	at Arizona	1	1	0	2	2	0.0	0.0	0/0	0	0	0
12/15	BUFFALO	1	1	4	0	4	0.0	0.0	0/0	0	0	0
12/22	at N.Y. Jets	1	1	3	2	5	0.0	0.0	0/0	0	0	0
12/29	at Baltimore	1	1	11	1	12	0.0	0.0	0/0	0	0	0
SEASON TOTALS		16	15	72	37	109	1.0	9.0	2/6	4	1	4



DEON CAIN

WIDE RECEIVER

HEIGHT: 6-2

WEIGHT: 202

COLLEGE: Clemson

BORN: Aug. 9, 1996

BIRTHPLACE: Tampa, FL

HOW ACQUIRED: FA - '19

NFL EXPERIENCE: 3rd year

PRO (13-6/0-0): Signed to the Pittsburgh Steelers' active roster from the Colts' practice squad on November 16, 2019...signed to the Colts' practice squad on November 11, 2019...waived by the Colts on November 9, 2019...placed on the Reserve/Injured list by the Colts on August 12, 2018...drafted by the Indianapolis Colts in the sixth round (185th) overall of the 2018 NFL Draft.

2019 (13-6) (IND/PIT): Saw action in seven games (three starts) with Indianapolis, before being signed by the Steelers from the Colts practice squad...saw action in six games for Pittsburgh with three starts...caught a total of nine passes for 124 on the season.

11/24 at Cincinnati: Made his Steelers debut, catching one pass for 35 yards on his first target.

COLLEGE Moved from quarterback to wide receiver at Clemson...finished his career with 130 catches for 2,040 yards and 20 TDs in 42 career games (14 starts)...tied for fourth in Clemson history in receiving TDs...had at least one reception in each of the last 37 games he played... as a junior in 2017, was a Third-Team All-ACC selection after collecting 58 receptions for 734 yards and 6 TDs in 665 snaps over 14 games (13 starts)...

had a game-high six receptions for a game-high 75 yards against No. 4 Alabama in the Sugar Bowl on Jan. 1...as a sophomore in 2017, finished second on the team with nine TD receptions, part of 38 catches over 15 games and 449 snaps...averaged team-best 19.1 yards per reception, one of the top season figures in Clemson history...had five grabs for 94 yards in the National Championship win over Alabama, including a 43-yard catch and run that sparked the Tigers early...as a freshman in 2015, recorded 34 catches for 582 yards and 5 TDs in 13 games (1 start) his 17.1 yards per catch average was best on the team and five TD catches tied for third most...posted two catches in the ACC Championship game against North Carolina...sports communications major.

PERSONAL Played mostly quarterback at Tampa Bay Technical High School (Tampa, Fla.)...his performance in practice and during the U.S. Army All-American Bowl contributed to his ranking spike as a consensus top-50 national player coming out of high school; he had a 54-yard passing TD and 50-yard receiving TD in the game...recorded 1,892 rushing yards and 19 TDs along with five passing TDs as a senior, earning second team All-American honors by USA Today... as a junior, tallied 1,900 rushing yards and 13 TDs...collected 1,627 rushing yards and 10 TDs his sophomore year...full name: Deon Cain.

DEON CAIN

CAIN'S 2019 GAME-BY-GAME STATISTICS

Date	Opponent	GP	RECEIVING						RUSHING				
			GS	No	Yds	Avg	Lg	TD	No	Yds	Avg	Lg	TD
9/8	at L.A. Chargers	1	0	2	35	17.5	25	0	0	0	0.0	0	0
9/15	at Tennessee	1	1	0	0	0.0	0	0	0	0	0.0	0	0
9/22	ATLANTA	1	0	1	10	10.0	10	0	0	0	0.0	0	0
9/29	OAKLAND	1	1	0	0	0.0	0	0	0	0	0.0	0	0
10/6	at Kansas City	1	0	1	7	7.0	7	0	0	0	0.0	0	0
10/20	HOUSTON	1	1	0	0	0.0	0	0	0	0	0.0	0	0
10/27	DENVER												
11/3	at Pittsburgh	1	0	0	0	0.0	0	0	0	0	0.0	0	0
11/9-11/15													
11/24	at Cincinnati	1	0	1	35	35.0	35	0	0	0	0.0	0	0
12/1	CLEVELAND	1	1	1	5	5.0	5	0	0	0	0.0	0	0
12/8	at Arizona	1	1	1	22	22.0	22	0	0	0	0.0	0	0
12/15	BUFFALO	1	1	0	0	0.0	0	0	0	0	0.0	0	0
12/22	at N.Y. Jets	1	0	2	10	5.0	6	0	0	0	0.0	0	0
12/29	at Baltimore	1	0	0	0	0.0	0	0	0	0	0.0	0	0
PIT TOTALS		6	3	5	72	14.4	35	0	0	0	0.0	0	0
SEASON TOTALS		13	6	9	124	13.8	35	0	0	0	0.0	0	0



KAMERON CANADAY

LONG SNAPPER

HEIGHT: 6-4

BIRTHPLACE: Eugene, OR

WEIGHT: 245

HOW ACQUIRED: FA - '17

COLLEGE: Portland State

NFL EXPERIENCE: 5th year

BORN: Aug. 20, 1992

PRO (51-0-1-0): Signed a two-year contract with the Steelers on March 18, 2020...signed a one-year extension with the Steelers on January 15, 2018...signed by the Steelers on May 30, 2017...released by the Steelers on May 5, 2017...signed with the Steelers on February 21, 2017...released by the Cardinals on September 27, 2016...originally signed with the Arizona Cardinals as an undrafted rookie free agent on May 2, 2016.

2019 (16-0): Handled all the team's long-snapping duties for the third straight season.

COLLEGE Played in 41 games as the four-year starting long snapper at Portland State (2012-15)...as a senior in 2015, named an FCS third-team All-American and helped Portland State earn just its second berth in the FCS playoffs since moving up from Division II in 1996.

PERSONAL Attended Sheldon High School (Eugene, Ore.)...named first-team All-Southwest League as a defensive lineman...had 78 tackles, 4.0 sacks, 1 interception, 1 fumble recovery and 3 pass breakups...also played basketball...son of Tami and Bob Canaday...full name: Kameron Canaday.



JAMES CONNER

RUNNING BACK

HEIGHT: 6-1

WEIGHT: 233

COLLEGE: Pittsburgh

BORN: May 5, 1995

BIRTHPLACE: Erie, PA

HOW ACQUIRED: D3b - '17 (#105)

NFL EXPERIENCE: 4th year



CAREER HIGHLIGHTS

Entering the 2020 season, has scored 20 total touchdowns since 2018, tied for ninth-most in the NFL over that span.

Entering the 2020 season, his 16 rushing touchdowns since 2018 tie for ninth-most in the NFL.

Has eclipsed 150 yards from scrimmage five times in his career.

Has eclipsed 100 rushing yards six times in his career.

Has scored multiple TDs in a game six times in his career.

In 2018, became the first player in NFL history with four games within a single season of 100+ rushing yards, 50+ receiving yards and a TD in 2018.

In 2018, scored at least one TD in five consecutive games (games 5-9), vs. Atlanta, the first such streak by a Steelers running back since 2014 (Le'Veon Bell, five games, Nov. 17-Dec. 21).

In 2018, became the first player in team history to score 10 TDs in the first eight games of a season (9 rushing / 1 receiving).

In 2018, became the second player in team history to reach the 1,000-scrimmage yard milestone in the first eight games of a season (Le'Veon Bell, 2014: 1,086).

Selected to his first Pro Bowl for his performance following the 2018 season.

Named AFC Offensive Player of the Week for Week 8 and AFC Offensive Player of the Month for the month of October in 2018.

PRO (37-22/0-0): Placed on the Steelers' Reserve/Injured List due to a shoulder injury on December 19, 2017...drafted by the Steelers with the second of two third-round selections (105th overall) of the 2017 NFL Draft.

2019 (10-10): Started all 10 games he saw action in...was sidelined with a shoulder injury for five games and a thigh injury for one...rushed 116 times for 464 yards and four rushing TDs...also caught 34 passes for 251 yards and three receiving touchdowns, setting a new career record for receiving TDs in a single season.

9/8 at New England: Recorded four catches for 44 receiving yards and added 21 rushing yards totaling 65 scrimmage yards.

9/15 vs Seattle: Rushed 11 times for 33 yards, including a 1-yard TD...added three catches for 12 yards before leaving the game in the fourth quarter with a knee injury.

9/22 at San Francisco: Led the team with 45 rushing yards on 13 attempts and caught a team-high four passes for 14 receiving yards.

9/30 vs Cincinnati: Set career highs in both receptions (8) and receiving yards (83)...added 42 rushing yards on 10 carries for a total of 125 yards from scrimmage...hauled in a 21-yard go-ahead TD reception from QB Mason Rudolph in the second quarter.

10/6 vs Baltimore: Rushed 14 times for 55 yards, including a 1-yard TD run.

JAMES CONNER

10/13 at L.A. Chargers: Rushed 16 times for 41 yards, including a 12-yard TD run in the first quarter...led the team with seven catches for 78 yards including a 26-yard TD reception in the second quarter...recorded his first career game with both a rushing TD and a receiving TD.

10/28 vs Miami: Rushed 23 times for 145 yards and one TD...Added three receptions for 5 yards...his 145 yards rushing is the second-highest single-game total of his career (he had 146 yards rushing exactly one year ago – Oct. 28, 2018 vs. Cleveland)...registered his first 100-yard rushing game of the season and sixth of his career...has now recorded a rushing TD in four straight games...recorded his first game in 2019 with 150+ yards from scrimmage – the fifth-such game of his career.

11/14 at Cleveland: Rushed five times for 10 yards and caught one pass for 6 yards before leaving the game with a shoulder injury.

12/15 vs Buffalo: Rushed for 42 yards on eight carries and caught four passes for 9 yards...hauled in an 11-yard go-ahead TD pass from QB Devlin Hodges.

12/22 at New York Jets: Rushed six times for 32 yards but left the game with a thigh injury and did not return.

COLLEGE Played in 39 games at Pittsburgh (2013-16)...finished second on Pitt's all-time rushing yards chart (3,733), total TDs (56) and rushing TDs (52), trailing only Tony Dorsett in all three...set ACC records for career rushing TDs and total TDs...returned to action in 2016 after enduring a season-ending knee injury in 2015, and he later was diagnosed with Hodgkin's lymphoma...in 2016, named First-Team All-ACC earned the Disney Sports Spirit Award, the FWAA Courage Award, the Brian Piccolo Award and the Maxwell Club Thomas Brookshier Spirit Award...in 2014, named First-Team All-ACC and earned ACC Player of the Year honors...in 2014, named First-Team All-American by the American Football Coaches Association, becoming the first Pitt running back to garner first-team accolades in 27 years, dating back to Craig "Ironhead" Heyward in 1987...also in 2014, set the school single-season record for rushing TDs (26), total TDs (26) and points (156)...his 26 rushing TDs also set an ACC record...majored in administration of justice.

PERSONAL Attended Erie McDowell High School (Erie, Pa.)...played running back and defense...led school to quarterfinals of the PIAA Class AAAA playoffs as a senior, after rushing for 1,680 yards with 21 TDs...as a senior, set a school single-season record with 164 points, including 26 TDs...also set school records for sacks in a season (12.0 as a senior) and career (17.0)...son of Kelly Patterson and Glen Conner...full name: James Earl Conner.

CONNER'S 2019 GAME-BY-GAME STATISTICS

Date	Opponent	GP	RECEIVING					Lg	TD	No	RUSHING			
			GS	Att	Yds	Avg	Td				Yds	Avg	Lg	TD
9/8	at New England	1	1	10	21	2.1	5	0	4	44	11.0	23	0	
9/15	SEATTLE	1	1	11	33	3.0	14	1	3	12	4.0	9	0	
9/22	at San Francisco	1	1	13	45	3.5	10	0	4	14	3.5	5	0	
9/30	CINCINNATI	1	1	10	42	4.2	21	0	8	83	10.4	21t	1	
10/6	BALTIMORE	1	1	14	55	3.9	12	1	0	0	0.0	0	0	
10/13	at L.A. Chargers	1	1	16	41	2.6	12t	1	7	78	11.1	26t	1	
10/28	MIAMI	1	1	23	145	6.3	25	1	3	5	1.7	9	0	
11/3	INDIANAPOLIS													
11/10	L.A. RAMS													
11/14	at Cleveland	1	1	5	10	2.0	7	0	1	6	6.0	0	0	
11/24	at Cincinnati													
12/1	CLEVELAND													
12/8	at Arizona													
12/15	BUFFALO	1	1	8	42	5.3	17	0	4	9	2.3	11	1	
12/22	at N.Y. Jets	1	1	6	32	5.3	15	0	0	0	0.0	0	0	
12/29	at Baltimore													
SEASON TOTALS		10	10	116	464	4.0	25	4	34	251	7.4	26t	3	


CONNER'S CAREER TOTALS

REGULAR SEASON

Year	Team	GP	RECEIVING						RUSHING				
			GS	Att	Yds	Avg	Lg	TD	No	Yds	Avg	Lg	TD
2017	Pittsburgh	14	0	32	144	4.5	23	0	0	0	0.0	0	0
2018	Pittsburgh	13	12	215	973	4.5	30	12	55	497	9.0	29	1
2019	Pittsburgh	10	10	116	464	4.0	25	4	34	251	7.4	26	3
NFL TOTALS		37	22	363	1,581	4.4	30	16	89	748	8.4	29	4

Regular-Season Single-Game Highs:

Rushing Attempts: 31, at Cleveland, 9/9/18; **Rushing Yards:** 146, vs. Cleveland, 10/28/18; **Avg. (Min. 10 Att.):** 6.3, vs. Miami, 10/28/19; **Long:** 30, twice, last vs. Cleveland, 10/28/18; **TDs:** 2, five times, last vs. L.A. Chargers, 12/2/18; **Receptions:** 8, vs. Cincinnati, 9/30/19; **Receiving Yards:** 83, vs. Cincinnati, 9/30/19; **Receiving Long:** 29, vs. Atlanta, 10/7/18; **Receiving TDs:** 1, four times, at L.A. Chargers, 10/13/19.



ANTHONY COYLE

OFFENSIVE TACKLE

HEIGHT: 6-4 **BIRTHPLACE:** Staten Island, NY
WEIGHT: 298 **HOW ACQUIRED:** FA - '20
COLLEGE: Fordham **NFL EXPERIENCE:** 1st year
BORN: Sept. 19, 1996

PRO (0-0): Signed by the Pittsburgh Steelers as an undrafted free agent on April 16, 2020...selected by the New York Guardians in the fourth round (27th among offensive lineman) of the 2020 XFL Draft...released from the Falcons' practice squad on November 19, 2019...added to the Atlanta Falcon's practice squad on November 5, 2019...released by Green Bay on August 31, 2019...signed to a Reserve/Future contract by Green Bay on December 31, 2018...placed on the Packers' Practice Squad/Injured list on November 28, 2018...added to the Green Bay Packer's squad on September 25, 2018...released by the Texans on September 1, 2018...originally signed as an undrafted rookie free agent with the Houston Texans on May 11, 2018.

2019 (0-0) (GB/ATL/XFL): Spent training camp with the Packers before being released prior to Week 1 of the season...spent two weeks on the Falcons' practice squad...was released and drafted by the New York Guardians in the 2020 XFL Draft where he started at guard until the 2020 XFL season was canceled in March.

COLLEGE Started 44 of 48 games played at Fordham...played right tackle as a freshman before moving to left tackle for his final three seasons...named a two-time First-Team All-Patriot League and First Team All-ECAC selection...recipient of the 2016 and 2017 Lansing Trophy as Fordham's top lineman...blocked for the Patriot League career rushing leader, Chase Edmonds...enjoyed an All-Patriot League season in his second year as a starter on the offensive line in 2015...stepped into a starting role at right tackle after injuries hit the offensive line in 2014...named to the 2014 Phil Steele FCS Freshman All-America team...helped the 2014 Rams set the school single season rushing record and lead the Patriot League in passing offense, total offense and scoring offense...named to the 2016 and 2017 Patriot League Academic Honor Roll...majored in communications.

PERSONAL Attended Tottenville High School (Staten Island, N.Y.)...recipient of the Sal Somma Award winner in 2013 as Staten Island's top offensive lineman...a first-team all-city and all-Staten Island selection...led his team to the PSAL city championship game in his final two seasons...son of Joesetta Ribaldo and stepson of Ronnie Ribaldo...full name: Anthony Coyle.



JORDAN DANGERFIELD

SAFETY

HEIGHT: 5-11

WEIGHT: 199

COLLEGE: Towson

BORN: Dec. 25, 1990

BIRTHPLACE: Elmont, NY

HOW ACQUIRED: FA - '15

NFL EXPERIENCE: 4th year

PRO (30-3/3-0): Re-signed by the Steelers to a one-year contract on March 20, 2020... signed a Reserve/Future contract with Pittsburgh on January 15, 2018...signed to the Steelers' practice squad on October 16, 2017...waived/injured by the Steelers on September 4, 2017...signed a Reserve/Future contract with the Steelers on January 18, 2016...signed to the Steelers' practice squad on September 6, 2015...signed with the Steelers on August 8, 2015...released by the Steelers on July 24, 2015...signed a Reserve/Future contract with the Steelers on January 8, 2015...released from the Steelers' practice squad on December 9, 2014... signed to the Steelers' practice squad on November 5, 2014...released by the Steelers on August 26, 2014...signed a Reserve/Future contract with the Steelers on January 10, 2014...released by the Bills on August 30, 2013...originally signed with the Buffalo Bills as an undrafted rookie free agent on April 29, 2013.

2019 (16-0): Saw action in all 16 games... recorded 16 tackles (5 solo) and recorded his first career forced fumble on special teams... added 9 special teams tackles – second-most on the team.

11/3 vs. Indianapolis: Recorded his first career forced fumble on a Colts' kickoff return, which was recovered by the Steelers.

COLLEGE Played in 39 games with 31 starts for Towson (2010-12) and Hofstra (2009)...was a member of Towson's 2012 CAA co-championship team...named Towson's Defensive Player of the Year and was named a team captain in 2011 and 2012...named Towson's Male Athlete of the Year in 2011...earned first-team All-CAA and All-ECAC honors in 2011 at Towson...graduated with a degree in sport management with a minor in business.

PERSONAL Attended Royal Palm Beach High School (Royal Palm Beach, Fla.)...was part of a district championship team three times...earned second-team All-Florida honors, named All-County and first-team All-Area accolades as a senior...totaled 40 tackles, broke up seven passes and had four interceptions during his senior season...selected to play in the 2008 Outback Steakhouse Senior Bowl...also competed in track and field...son of David and Erica Dangerfield... has one son, Josiah...full name: Jordan Isaac-Aldon Dangerfield.

ANGERFIELD'S 2019 GAME-BY-GAME STATISTICS

Date	Opponent	GP	GS	T	AT	TOT	Sacks	Yds	Int/Yds	PD	FF	FR
9/8	at New England	1	0	1	1	2	0.0	0.0	0/0	0	0	0
9/15	SEATTLE	1	0	0	1	1	0.0	0.0	0/0	0	0	0
9/22	at San Francisco	1	0	1	0	1	0.0	0.0	0/0	0	0	0
9/30	CINCINNATI	1	0	1	0	1	0.0	0.0	0/0	0	0	0
10/6	BALTIMORE	1	0	0	0	0	0.0	0.0	0/0	0	0	0
10/13	at L.A. Chargers	1	0	0	1	1	0.0	0.0	0/0	0	0	0
10/28	MIAMI	1	0	1	0	1	0.0	0.0	0/0	0	0	0
11/3	INDIANAPOLIS	1	0	1	0	1	0.0	0.0	0/0	0	1	0
11/10	L.A. RAMS	1	0	0	0	0	0.0	0.0	0/0	0	0	0
11/14	at Cleveland	1	0	0	0	0	0.0	0.0	0/0	0	0	0
11/24	at Cincinnati	1	0	0	2	2	0.0	0.0	0/0	0	0	0
12/1	CLEVELAND	1	0	0	0	0	0.0	0.0	0/0	0	0	0
12/8	at Arizona	1	0	0	1	1	0.0	0.0	0/0	0	0	0
12/15	BUFFALO	1	0	0	0	0	0.0	0.0	0/0	0	0	0
12/22	at N.Y. Jets	1	0	1	1	2	0.0	0.0	0/0	0	0	0
12/29	at Baltimore	1	0	0	0	0	0.0	0.0	0/0	0	0	0
SEASON TOTALS		16	0	6	7	13	0.0	0.0	0/0	0	0	0

DANGERFIELD'S CAREER TOTALS

REGULAR SEASON

Year	Team	GP	GS	T	AT	TOT	Sacks	Yds	Int/Yds	PD	FF	FR
2016	Pittsburgh	14	2	5	11	16	0.0	0.0	0/0	0	0	0
2018	Pittsburgh	16	1	6	1	7	0.0	0.0	0/0	0	0	1
2019	Pittsburgh	16	0	6	7	13	0.0	0.0	0/0	0	1	0
NFL TOTALS		46	3	19	17	36	0.0	0.0	0/0	0	1	1

Career Regular-Season Special Teams Tackles (12): 1 in '16, 2 in '18 and 9 in '19.

Additional Statistics: Forced his first career fumble on special teams 11/3/19 vs. Indianapolis...recovered his first career fumble on special teams 12/2/18 vs. L.A. Chargers.

Regular-Season Single-Game Highs:

Total Tackles: 5, vs. Kansas City, 10/2/16; **Solo Tackles:** 3, vs. Kansas City, 10/2/16; **Passes Defended:** N/A; **Forced Fumbles:** 1, vs. Indianapolis, 11/3/19; **Fumble Recoveries:** 1, vs. L.A. Chargers, 12/2/18.

POSTSEASON

Year	Team	GP	GS	T	AT	TOT	Sacks	Yds	Int/Yds	PD	FF	FR
2017	Pittsburgh	3	0	0	2	2	0.0	0.0	0/0	0	0	0
NFL TOTALS		3	0	0	2	2	0.0	0.0	0/0	0	0	0

Career Postseason Special Teams Tackles (1): 1 in '16.



AMARA DARBOH WIDE RECEIVER

(uh-MAR-uh DAR-bow)

HEIGHT: 6-2

WEIGHT: 215

COLLEGE: Michigan

BORN: Feb. 1, 1994

BIRTHPLACE: Freetown, Republic of

Sierra Leone

HOW ACQUIRED: FA - '19

NFL EXPERIENCE: 3rd year

PRO (16-0-0-0): Promoted to the Steelers' active roster on December 16, 2019... added to the Pittsburgh Steelers' practice squad on November 18, 2019...waived by the Buccaneers on November 5, 2019...to the Buccaneers' active roster on October 17, 2019...added to the Tampa Bay Buccaneers' practice squad on September 16, 2019...waived by the Seahawks on August 27, 2019...was placed on Reserve/Injured by the Seahawks on September 5, 2018...claimed by the New England Patriots on September 2, 2018, but failed physical designation and reverted back to the Seahawks...waived by the Seahawks on September 1, 2018...drafted by the Seattle Seahawks in the third round (106th overall) of the 2017 NFL Draft.

2019 (0-0) (TB/PIT): Spent training camp with the Seahawks before being released and added to the Buccaneers practice squad...was

promoted to the active roster for several weeks, but did not see action before being cut and signed to the Steelers' practice squad...was promoted to the active roster in the final two weeks of the season, but was designated inactive for both games.

COLLEGE Played for four seasons at Michigan...finished his career with 151 catches for 2,062 yards and 14 TDs...added two rushes for 2 yards...as a senior in 2016, led the team with 57 receptions for 862 yards and 7 TDs...was named Second-Team All-Big Ten for his performance...as a junior in 2015, caught 58 passes for 727 yards and 5 TDs...as a sophomore in 2014, caught 36 passes for 473 yards and two TDs...redshirted in 2013 due to a foot injury...appeared in four games as a backup wide receiver and 11 on special teams as a true freshman in 2012.

AMARA DARBOH

PERSONAL

Attended Holy Trinity Catholic High School and played football for Dowling Catholic High School (West Des Moines, Iowa)...was orphaned at the age of two when his parents, Solimon and Kadita, were killed in the

Sierra Leone Civil War...moved from his hometown of Freetown with his siblings and lived for a time in Gambia and Senegal...moved to Iowa at the age of seven...Dan and Mary Shaefer became his guardians and officially adopted Amara at age 17...full name: Amara Darboh.



DAVID DECASTRO

GUARD

HEIGHT: 6-5

WEIGHT: 316

COLLEGE: Stanford

BORN: Jan. 11, 1990

BIRTHPLACE: Bellevue, WA

HOW ACQUIRED: D1 - '12 (#24)

NFL EXPERIENCE: 9th year



'15 '16 '17 '18 '19

CAREER HIGHLIGHTS

Named to the Pro Bowl for his performance in each of the past five seasons (2015-19).

Recipient of "The Chief Award" by the Pittsburgh Chapter of Pro Football Writers of America in 2017.

Named First-Team AP All-Pro in 2015 and earned Second-Team AP All-Pro honors in 2016.

Named to the PFWA's All-AFC Team in 2015

9/30 vs Cincinnati: Was part of an offensive line that gave up zero sacks.

10/13 at L.A. Chargers: Was part of an offensive line that gave up zero sacks.

10/28 vs. Miami: Was part of an offensive line that blocked for RB James Conner to rush for 145 yards and a TD.

PRO (112-111/7-7): Signed a new six-year contract with the Steelers on September 8, 2016...activated from the Steelers' Reserve/Injured; Designated for Return List on November 26, 2012...placed on the Steelers' Reserve/Injured; Designated for Return List on September 7, 2012, due to a knee injury...originally drafted by the Steelers in the first round (24th overall) of the 2012 NFL Draft.

2019 (16-16): Named to his fifth-straight Pro Bowl...started all 16 games...part of an offensive line that yielded 32 sacks – ninth-least in the League – despite starting three different quarterbacks...was part of an offensive line that allowed zero sacks in two games.

COLLEGE Started all 39 games at right guard for Stanford (2008-2011)...finished his career with 316 knockdowns, 68 touch-down-resulting blocks and a blocking consistency grade of 91.63%...his grade of 96.88% in 2011 was the highest mark by any offensive lineman (since consistency grades were kept in 1985) in Pac-12 Conference history...named a First-Team All-American selection by The NFL Draft Report, Walter Camp, Associated Press, The Sporting News, American Football Coaches Association and Football Writers Association, and was an All-Pac-12 First-Team selection in 2011...named a Second-Team All-American by The NFL Draft Report in 2010 and earned All-Pac-10 Conference honors...earned All-Pac-10 Conference honorable mention honors in 2009...majored in management, science and engineering.

DAVID DECASTRO

PERSONAL

Attended Bellevue (Wash.)

High School...was an all-state performer on the offensive line...the Super Prep All-American added all-state honors and was the recipient of the King County Lineman of the Year Award as a senior...helped lead his team to the state title his junior season...went on to play in the Offense-Defense All-American Game following his senior season...also competed in track, throwing shot put, an event where he captured the 2008 Washington State 3A champion with a throw of 59-3...also won the district (58-4) and the King County 3A League (58-1½) titles, as well...participated in an annual NFL-USO trip in 2015...son of Jennifer and Colin DeCastro...both parents are from South Africa...his father's side of the family were competitive rugby players...full name: David Michael DeCastro.

DECASTRO'S CAREER TOTALS**REGULAR SEASON**

Year	Team	GP	GS
2012	Pittsburgh	4	3
2013	Pittsburgh	15	15
2014	Pittsburgh	16	16
2015	Pittsburgh	16	16
2016	Pittsburgh	16	16
2017	Pittsburgh	15	15
2018	Pittsburgh	14	14
2019	Pittsburgh	16	16
NFL TOTALS		112	111

POSTSEASON

Year	Team	GP	GS
2014	Pittsburgh	1	1
2015	Pittsburgh	2	2
2016	Pittsburgh	3	3
2017	Pittsburgh	1	1
CAREER TOTALS		7	7

**CHRISTIAN DILAURO**

HEIGHT: 6-6

BIRTHPLACE: Uniontown, OH

WEIGHT: 300

HOW ACQUIRED: FA - '19

COLLEGE: Illinois

NFL EXPERIENCE: 1st year

BORN: Nov. 11, 1994

PRO (0-0/0-0): Inked reserve/future deal with the Steelers on December 30, 2019...signed to the Steelers practice squad on October 15, 2019...signed by the Houston Texans as a free agent on Aug. 25, 2019...waived by the 49ers on Aug. 21, 2019...signed by the 49ers on Dec. 31, 2018...signed to the San Francisco 49ers practice squad on Sept. 26, 2018...released from the Browns practice squad on Sept. 4, 2018...signed to the Browns practice squad on Sept. 2, 2018...waived by the Browns on Sept. 1, 2018...originally signed by the Cleveland Browns as a college free agent on May 4, 2018.

named to Phil Steele preseason All-Big Ten fourth team...started all 12 games at right tackle as a sophomore in 2015...helped the Illini allow just 20 sacks against...named to ESPN.com's Big Ten All-Freshman team following...saw action in 12 games, starting the last seven at right tackle, playing 504 snaps as a redshirt freshman in 2014...academic All-Big Ten honoree...redshirted in 2013.

COLLEGE

Finished career with 38 starts for the Fighting Illini...played in all 12 games with seven starts as a senior in 2017...started 31 straight starts from 2014-2017...started all 12 games at tackle in 2016 as a junior...named to Athlon Sports preseason All-Big Ten third team...

PERSONAL

Played tight end and defensive end at Green HS (Green, Ohio)...three-star recruit by Scouts, Rivals and ESPN...First-Team All-Suburban League as a junior and second-team as a senior...First-Team All-Suburban League in track and field as a junior in shot put and discus...his uncles, Joe DiLauro, and father both played football at Toledo...son of Matt and Shawna DiLauro...earned bachelor's degree in agricultural and consumer economics...full name: Christian DiLauro.

**BUD DUPREE**

LINEBACKER

HEIGHT: 6-4

WEIGHT: 269

COLLEGE: Kentucky

BORN: Feb. 12, 1993

BIRTHPLACE: Macon, GA

HOW ACQUIRED: D1 - '15 (#22)

NFL EXPERIENCE: 6th year

CAREER HIGHLIGHTS

Has recorded at least 4.0 sacks in each of his first five seasons in the NFL (2015: 4.0, 2016: 4.5, 2017: 6.0, 2018: 5.5 and 2019: 11.5).

Entering the 2020 season, has recorded 31.5 sacks and is one of three active Steelers with 30 or more career sacks.

Set a single-season career-high and ranked tied for ninth in the NFL with 11.5 sacks in 2019.

Set a single-season career-high and ranked tied for fourth in the NFL with 16 TFLs in 2019.

Earned the Joe Greene Great Performance Award given annually to the Steelers' top rookie in 2015.

Named to Gil Brandt's 2015 NFL All-Rookie Team Named to the PFWA's All-AFC Team in 2015.

PRO (70-55/6-6): Placed under the franchise tag by the Pittsburgh Steelers on March 18, 2020...Activated from the Steelers' Reserve/Injured; Designated for Return List on November 19, 2017...placed on the Steelers' Reserve/Injured; Designated for Return List on September 4, 2017...originally drafted by the Steelers in the first round (22nd overall) of the 2015 NFL Draft.

2019 (16-16): Started all 16 games...recorded career-highs in tackles (68), solo tackles (49), sacks (11.5 - marking his first career double-digit sack season), QB hits (17), TFLs (16), passes defended (3 - tied in 2018), forced fumbles (4) and fumble recoveries (2)...ranked either first or second on the team in sacks (2nd), tackles for loss (1st) and forced fumbles (2nd)...his 11.5 sacks ranked ninth in the NFL in 2019...his 16 TFLs ranked fourth in the NFL in 2019...LB T.J. Watt (14.5) and Dupree (11.5) were one of three duos in the League with at least 11.5 sacks apiece in 2019...Watt and Dupree along with Aaron Donald and Dante Fowler were the only two sets of teammates in the League with at

least 11.5 sacks, 16 QB hits and 14 TFLs apiece in 2019...Watt and Dupree became the sixth Steelers tandem in franchise history with 10 or more sacks in a single season and first since James Harrison (10.5) and LaMarr Woodley (10.0) in 2010...Watt and Dupree combined for 26.0 sacks in 2019 - the second-most sacks by a pair of Steelers teammates in history (James Harrison (16.0) and LaMarr Woodley (11.5) combined for 27.5 in 2008)...Pittsburgh had three different players record at least 9.0 sacks in 2019 (Watt with 14.5, Dupree with 11.5 and Cam Heyward with 9.0), making the Steelers the only team in the NFL to have three players record at least 9.0 sacks apiece in 2019...Watt, Dupree and Heyward are only the second trio in franchise history to record at least 9.0 sacks apiece in a single season (Kendrell Bell with 9.0, Jason Gildon with 12.0 and Joey Porter with 9.0: 2001).

9/8 at New England: Registered a 7-yard sack of QB Tom Brady in the third quarter and added 4 solo tackles (2 TFLs).

9/30 vs Cincinnati: Recorded a strip-sack of QB Andy Dalton that was recovered by Steelers LB T.J. Watt in the second quarter...added 6 tackles (5 solo).

10/6 vs Baltimore: Recorded a sack for the second week in a row, taking down QB Lamar Jackson in overtime to set up third-and-long for the Ravens...added 5 tackles (4 solo).

10/28 vs Miami: Sacked QB Ryan Fitzpatrick in the second quarter...added 5 tackles (4 solo).

11/3 vs Indianapolis: Recorded 3 solo tackles, 3 QB hits, 2.0 sacks, 2 TFLs, 1 forced fumble and 1 fumble recovery...tied a career-high with 6.0 sacks on the season...became the fourth player in the NFL this season to have at least 2.0 sacks, 1 forced fumble, 1 fumble recovery and three QB hits in the same game (joining Chandler Jones, Arizona; Nick

BUD DUPREE

Bosa, San Francisco; and teammate T.J. Watt)... recorded the second multiple sack game of his career (had 2.5 sacks at Buffalo on Dec. 11, 2016).

11/14 at Cleveland: Recorded 4 tackles (3 solo) and 2 TFLs.

11/24 at Cincinnati: Recorded 2 solo tackles, 1 TFL and strip-sacked QB Ryan Finley, recovering his own forced fumble, within three minutes of the end of the game to seal the Steelers' win.

12/1 vs Cleveland: Registered 6 tackles (4 solo), 1.5 sacks, 2 QB hits, 1 pass defended and a forced fumble.

12/8 at Arizona: Registered 5 tackles (4 solo), 3 TFLs and a 4-yard sack of Kyler Murray.

12/22 at New York Jets: Recorded 7 tackles (2 solo), with 2 TFL and added a 1-yard sack of Sam Darnold, registering the first double-digit sack season of his NFL career.

12/29 at Baltimore: Registered 4 solo tackles with 1 TFL, 2 QB hits and 1.0 sack of Robert Griffin III.

COLLEGE Played in 47 games at Kentucky (2011-14), starting 38...finished with 247 tackles, 38.0 TFLs, 23.5 sacks and 4 forced fumbles...ranked second in Wildcat history at the time he left Kentucky with 23.5 career sacks... earned All-SEC honorable mention each of his final three seasons (2012-14), playing both defensive end and linebacker throughout his Kentucky career...finished in the top-10 in the SEC in quarterback sacks three straight years (2012-14)...graduated with a degree in community and leadership development.

PERSONAL Attended Wilkinson County High School (Irwinton, Ga.)...named first-team All-State as a senior as chosen by the Georgia Sports Writers Association and the Atlanta Journal-Constitution...was a four-year starter at tight end and three-year starter at defensive end... totaled more than 1,000 receiving yards with 10 touchdowns as a senior, to go along with 62 tackles and 10.0 quarterback sacks...his team went 11-3 his senior year and 10-4 as a sophomore, advancing to the Class-A state semifinals each season...was also a basketball standout, helping lead Wilkinson County to the Class-A state championship his senior year...named to the All-Middle Georgia Team...member of the Future Business Leaders of America... son of Sophia Stephens and Alvin Dupree Sr....has a street named after him in his hometown, Bud Dupree Drive...full name: Alvin "Bud" Dupree, Jr.

DUPREE'S 2019 GAME-BY-GAME STATISTICS

Date	Opponent	GP	GS	T	AT	TOT	Sacks	Yds	Int/Yds	PD	FF	FR
9/8	at New England	1	1	4	0	4	1.0	7.0	0/0	0	0	0
9/15	SEATTLE	1	1	2	2	4	0.0	0.0	0/0	0	0	0
9/22	at San Francisco	1	1	3	0	3	0.0	0.0	0/0	1	0	0
9/30	CINCINNATI	1	1	5	1	6	1.0	11.0	0/0	0	1	0
10/6	BALTIMORE	1	1	4	1	5	1.0	4.0	0/0	1	0	0
10/13	at L.A. Chargers	1	1	1	1	2	0.0	0.0	0/0	0	0	0
10/28	MIAMI	1	1	3	2	5	1.0	0.0	0/0	0	0	0
11/3	INDIANAPOLIS	1	1	3	0	3	2.0	15.0	0/0	0	1	1
11/10	L.A. RAMS	1	1	3	1	4	0.0	0.0	0/0	0	0	0
11/14	at Cleveland	1	1	3	1	4	0.0	0.0	0/0	0	0	0
11/24	at Cincinnati	1	1	2	0	2	1.0	8.0	0/0	0	1	1
12/1	CLEVELAND	1	1	4	2	6	1.5	7.0	0/0	1	1	0
12/8	at Arizona	1	1	4	1	5	1.0	4.0	0/0	0	0	0
12/15	BUFFALO	1	1	1	2	3	0.0	0.0	0/0	0	0	0
12/22	at N.Y. Jets	1	1	2	5	7	1.0	1.0	0/0	0	0	0
12/29	at Baltimore	1	1	4	0	4	1.0	0.0	0/0	0	0	0
SEASON TOTALS		16	16	49	19	68	11.5	57.0	0/0	3	4	2

BUD DUPREE

DUPREE'S CAREER TOTALS

REGULAR SEASON

Year	Team	GP	GS	T	AT	TOT	Sacks	Yds	Int/Yds	PD	FF	FR
2015	Pittsburgh	16	5	17	9	26	4.0	7.0	0/0	1	0	0
2016	Pittsburgh	7	4	19	5	24	4.5	24.0	0/0	1	1	0
2017	Pittsburgh	15	15	31	9	40	6.0	56.0	0/0	1	0	1
2018	Pittsburgh	16	15	30	12	42	5.5	39.5	1/10	3	1	0
2019	Pittsburgh	16	16	49	19	68	11.5	57.0	0/0	3	4	2
NFL TOTALS		70	55	146	54	200	31.5	183.5	1/10	9	6	3

Additional Statistics: Scored his first touchdown on a 10-yard pick-six 9/24/18 at Tampa Bay.

Regular-Season Single-Game Highs:

Total Tackles: 7, vs. Cleveland, 1/1/17; **Solo Tackles:** 5, four times, last vs. Cincinnati, 9/30/19; **Sacks:** 2.5, at Buffalo, 12/11/16; **Sack Yards:** 13.0, twice, last time at Indianapolis, 11/12/17; **Interceptions:** 1, at Tampa Bay, 9/24/2018; **Interception Yards:** 10, at Tampa Bay, 9/24/2018; **Passes Defended:** 2, at Cleveland, 9/9/18; **Forced Fumbles:** 1, six times, last at Cincinnati, 11/24/19; **Fumble Recoveries:** 1, three times, last at Cincinnati, 11/24/19.

POSTSEASON

Year	Team	GP	GS	T	AT	TOT	Sacks	Yds	Int/Yds	PD	FF	FR
2015	Pittsburgh	2	2	4	2	6	0.0	0.0	0/0	0	0	0
2016	Pittsburgh	3	3	10	5	15	0.5	3.0	0/0	1	0	0
2017	Pittsburgh	1	1	3	1	4	0.0	0.0	0/0	0	0	0
NFL TOTALS		6	6	17	8	25	0.5	3.0	0/0	1	0	0



ERIC EBRON

TIGHT END

HEIGHT: 6-4

WEIGHT: 253

COLLEGE: North Carolina

BORN: April 10, 1993

BIRTHPLACE: Newark, NJ

HOW ACQUIRED: UFA - '20

NFL EXPERIENCE: 7th year



18

CAREER HIGHLIGHTS

In 83 career games (47 starts) with the Detroit Lions and Indianapolis Colts, has 283 receptions for 3,195 yards and 27 TDs.

Caught nine passes for a career-high 105 receiving yards against New England in 2018.

Scored two receiving touchdowns with a long of 14 yards, which passed Dallas Clark (11) for most receiving touchdowns by a tight end in Colts history.

Caught 10 passes for 81 yards, tied for most receptions in a single game in his career.

Named to the 2018 Pro Bowl.

PRO (83-47/4-3): Signed with the Steelers as a free agent on March 30, 2020...placed on reserve/injured list on November 24, 2019... signed with the Indianapolis Colts as a free agent on March 19, 2018...released by the Lions on March 14, 2018...originally drafted by the Lions in the first round (10th overall) of the 2014 NFL Draft.

2019 (11-2/0-0) (IND): Saw action in 11 games with two starts...placed on reserve/injured on November 24...caught 31 passes for 375 yards and 3 TDs.

10/20 vs Houston: Caught four passes for 70 yards (17.5 avg.) and a touchdown.

ERIC EBRON

COLLEGE Played in 34 games (21 starts) in three seasons at North Carolina (2011-13), where he set school career records for a tight end with 112 receptions for 1,805 yards (16.1 avg.) and eight touchdowns...has established school tight end records for single-season receptions (62), single-season receiving yards (973), career receptions (112) and career receiving yards (1,805) as a junior...his 973 receiving yards in 2013 are an ACC record for a tight end, besting the mark of 871 set by Maryland's Vernon Davis in 2005...preseason fourth-team All-America and first-team All-ACC selection by Phil Steele...appeared in all 13 games (10 starts) and concluded his final year at North Carolina with single-season career highs in receptions (62) and receiving yards (973) while tallying three touchdowns...set a school record for tight ends with 199 yards on eight receptions against Miami, which included a then-career long 71-yard reception...in 2012, was named to the All-ACC second-team by the media and coaches after recording 40 receptions 625 yards and four touchdowns in 11 starts...appeared in 10 games as a true freshman and registered 10 receptions for 2017 yards and one touchdown.

PERSONAL Played tight end and defensive end at Smith HS (Greensboro, N.C.)...named to the Associated Press North Carolina All-State team as a senior, earning a roster spot on North Carolina's Shrine Bowl team...as a two-way player during his senior year, posted 28 receptions for 682 yards and 10 touchdowns and 68 tackles and 13.5 sacks as a defensive end...hosts a annual summer football camp for kids in his hometown of Greensboro, N.C....majored in communication studies at North Carolina...son of Eric Ebron Sr. and Gina Jackson...full name: Eric Ebron Jr.

EBRON'S 2019 GAME-BY-GAME STATISTICS*

Date	Opponent	GP	GS	Rec	Yds	Avg	Lg	TD
9/8	at L.A. Chargers	1	0	1	8	8.0	8	0
9/15	at Tennessee	1	0	3	25	8.3	13	1
9/22	ATLANTA	1	0	3	47	15.7	30	0
9/29	OAKLAND	1	0	1	48	48.0	48t	1
10/6	at Kansas City	1	0	1	8	8.0	8	0
10/20	HOUSTON	1	1	4	70	17.5	33	1
10/27	DENVER	1	0	3	26	8.7	12	0
11/3	at Pittsburgh	1	0	2	16	8.0	9	0
11/10	MIAMI	1	1	5	56	11.2	23	0
11/17	JACKSONVILLE	1	0	4	27	6.8	14	0
11/21	at Houston	1	0	4	44	11.0	14	0
12/1								RESERVE/INJURED
12/8								RESERVE/INJURED
12/16								RESERVE/INJURED
12/22								RESERVE/INJURED
12/29								RESERVE/INJURED
SEASON TOTALS		11	2	31	375	12.1	48t	3
CAREER TOTALS		83	47	283	3,195	11.3	61	27

*with Indianapolis Colts

**TERRELL EDMUNDS**

SAFETY

HEIGHT: 6-1

BIRTHPLACE: Danville, VA

WEIGHT: 217

HOW ACQUIRED: D1 - '18 (#28)

COLLEGE: Virginia Tech

NFL EXPERIENCE: 3rd year

BORN: Jan. 20, 1997

PRO (32-31): Drafted by the Steelers in the first round (28th overall) of the 2018 NFL Draft.

2019 (16-16): Started all 16 games for the first time in his career...notched 105 tackles (71 solo) marking his first 100+ tackling season and finishing second on the team in tackles, 3 passes defended, 2 QB hits and 2 TFLs.

9/8 at New England: Registered 7 tackles (5 solo).

9/15 vs Seattle: Led the team with a career-high 11 tackles (8 solo) and added 1 pass defended.

9/22 at San Francisco: Led the Steelers' secondary with 10 tackles (7 solo) and added 2 QB hits.

2020 PLAYERS

TERRELL EDMUNDS

11/3 vs Indianapolis: Led the team with 8 tackles (4 solo).

11/10 vs L.A. Rams: Registered 8 tackles (4 solo) and 1 pass defended.

12/8 at Arizona: Tied for the team lead with 7 tackles (6 solo) including 1 TFL.

12/15 vs Buffalo: Led the team with 11 tackles (10 solo).

12/29 at Baltimore: Registered 7 tackles (5 solo).

COLLEGE Played in 37 games with 31 starts over a three-year span (2015-17) at Virginia Tech...totaled 196 tackles, 14 passes defended, 6.5 TFLs and 6 interceptions in his career...named a Third-Team All-Atlantic Conference Coast selection in 2017, recording 59 tackles, 2.5 TFLs, 2 interceptions, 3 pass breakups and 1.5 sacks in 10 games played and started...played in all 14 games (13 starts) in 2016, earning honorable mention All-ACC accolades by tallying 89 tackles,

4 interceptions and 2.5 TFLs...tabbed ACC Defensive Back Player of the Week (Oct. 24)...posted 12 tackles and caught a reception for 20 yards in the ACC Championship Game vs. Clemson...made five stops and hauled in an interception in the Belk Bowl vs. Arkansas...saw action in 12 games (8 starts) in 2015, amassing 34 tackles...redshirted in 2014...majored in multimedia journalism.

PERSONAL Attended Dan River High School (Ringgold, Va.)...was a Class 2A West All-Region first-team selection as a running back and Offensive Back of the Year in the Courthouse Conference 37...an All-Conference 37 first-team selection after his senior year logging 1,753 rushing yards on 171 carries with 25 TD runs, adding nine receptions for 111 yards and 1 TD...on defense, made 53 tackles, 2 interceptions...scored a combined 29 TDs in his senior year...son of Ferrell Jr. and Felicia Edmunds...father was an NFL Pro Bowl tight end...his younger brother, Tremaine, was selected in the first round of the 2018 NFL Draft by the Buffalo Bills...his older brother, Trey, is a running back for the Steelers...full name: FeDerius Terrell Edmunds.

EDMUNDS' 2019 GAME-BY-GAME STATISTICS

Date	Opponent	GP	GS	T	AT	TOT	Sacks	Yds	Int/Yds	PD	FF	FR
9/8	at New England	1	1	5	2	7	0.0	0.0	0/0	0	0	0
9/15	SEATTLE	1	1	8	3	11	0.0	0.0	0/0	1	0	0
9/22	at San Francisco	1	1	7	3	10	0.0	0.0	0/0	0	0	0
9/30	CINCINNATI	1	1	1	3	4	0.0	0.0	0/0	0	0	0
10/6	BALTIMORE	1	1	4	1	5	0.0	0.0	0/0	0	0	0
10/13	L.A. Chargers	1	1	3	2	5	0.0	0.0	0/0	1	0	0
10/28	MIAMI	1	1	3	1	4	0.0	0.0	0/0	0	0	0
11/3	INDIANAPOLIS	1	1	4	4	8	0.0	0.0	0/0	0	0	0
11/10	L.A. RAMS	1	1	4	4	8	0.0	0.0	0/0	1	0	0
11/14	at Cleveland	1	1	3	0	3	0.0	0.0	0/0	0	0	0
11/24	at Cincinnati	1	1	3	2	5	0.0	0.0	0/0	0	0	0
12/1	CLEVELAND	1	1	4	2	6	0.0	0.0	0/0	0	0	0
12/8	at Arizona	1	1	6	1	7	0.0	0.0	0/0	0	0	0
12/15	BUFFALO	1	1	10	1	11	0.0	0.0	0/0	0	0	0
12/22	at N.Y. Jets	1	1	1	3	4	0.0	0.0	0/0	0	0	0
12/29	at Baltimore	1	1	5	2	7	0.0	0.0	0/0	0	0	0
SEASON TOTALS		16	16	71	34	105	0.0	0.0	0/0	3	0	0
NFL TOTALS		32	31	126	57	183	1.0	9.0	1/35	7	0	1

EDMUNDS' CAREER TOTALS

REGULAR SEASON

Year	Team	GP	GS	T	AT	TOT	Sacks	Yds	Int/Yds	PD	FF	FR
2018	Pittsburgh	16	15	55	23	78	1.0	3.0	1/35	4	0	1
2019	Pittsburgh	16	16	71	34	105	0.0	0.0	0/0	3	0	0
NFL TOTALS		32	31	126	57	183	1.0	3.0	1/35	7	0	1

Regular-Season Single-Game Highs:

Total Tackles: 11, twice, last time vs. Buffalo, 12/15/19; **Solo Tackles:** 10, vs. Buffalo, 12/15/19; **Sacks:** 1.0, vs. Los Angeles Chargers, 12/2/18; **Sack Yards:** 9.0, vs. Los Angeles Chargers, 12/2/18; **Interceptions:** 1, at Tampa Bay, 9/24/2018; **Interception Yards:** 35, at Tampa Bay, 9/24/2018; **Passes Defended:** 1, seven times, last vs. Los Angeles Rams, 11/10/19; **Fumble Recoveries:** 1, vs. Baltimore, 9/30/18.

Career Regular-Season Special Teams Tackles (4): 4 in '18.



CAREER HIGHLIGHTS

Became the first NFL player to play running back in a game and also register an interception since Kenny Gamble (vs. Kansas City, 9/11/1988).

Became the fifth NFL player since the 1970 NFL-AFL merger to play running back in a game and register an interception (vs. Kansas City, 9/11/1988).

PRO (31-0-0-0): Promoted to the Steelers' active roster from the practice squad on October 11, 2019...signed to the Steelers' practice squad on September 1, 2019...released by the Steelers on August 31, 2019...promoted to the Steelers' active roster from the practice squad on December 4, 2018...added to the Steelers' practice squad on September 5, 2018...released by the Saints on September 3, 2018...originally signed with the New Orleans Saints as an undrafted rookie free agent on May 15, 2018.

TREY EDMUNDS

RUNNING BACK

HEIGHT: 6-2

WEIGHT: 223

COLLEGE: Maryland

BORN: Dec. 30, 1994

BIRTHPLACE: Danville, VA

HOW ACQUIRED: UDFA - '18

NFL EXPERIENCE: 3rd year

2019 (11-0-0-0): Saw action in 11 games... rushed for 92 yards on 22 carries (4.2 yards per rush)...registered a career-high and team-best 45-yard run...caught six passes for 48 yards... recorded an interception on a fake-punt attempt.

11/3 vs Indianapolis: Rushed for a team-high 73 yards on 12 attempts, including a career-best 45-yard run on the Steelers' first-quarter scoring drive...set single-game career highs in both rushes (12) and rushing yards (73).

11/10 vs L.A. Rams: Registered an interception on a fake punt in the third quarter...became the first NFL player to play running back in a game and register an interception since Kenny Gamble of the Kansas City Chiefs on Sept. 11, 1988... became the fifth NFL player since the 1970 NFL-AFL merger to play running back in a game and register an interception.

TREY EDMUNDS

11/14 at Cleveland: Rushed 3 times for 11 yards and caught 3 passes for 27 yards.

COLLEGE Attended college at Virginia Tech (2012-15) and Maryland (2016)... finished his senior season in 2016, his only with Maryland, rushing for 158 yards and one touchdown on 26 carries...in 2015, his final season with Virginia Tech, appeared in 10 games and had 47 carries for 185 yards and three touchdowns... as a sophomore in 2014, appeared in five games and had 21 carries for 97 yards...as a freshman in 2013, rushed for 675 yards and 10 touchdowns and added 17 receptions for 155 yards and two receiving touchdowns...made his collegiate debut against Alabama and had 20 carries for 132 yards and a rushing touchdown...was named an honorable mention freshman All-American by College Football News for his performance...redshirted in 2012... graduated in 2015 from Virginia Tech with a degree in real estate development.

PERSONAL Attended Dan River HS (Ringgold, Va)...named Parade All-American, SuperPrep and PrepStar All-American as a running back...also a first-team Group A All-State selection at running back by VirginiaPreps and the 2011 Danville Register & Bee All-Metro football offensive player of the year...rushed for 2,596 yards and 33 touchdowns on 283 carries, accounting for 61.5 percent of Dan River's...recorded 143 tackles (59 solo) and 2.0 sacks as a senior at outside linebacker...also hauled in four interceptions (two returned for touchdowns), two forced fumbles and a fumble recovery as a senior...won a 200-meter dash state title in track and scored over 1,000 career points for his basketball team...son of Ferrell Jr. and Felicia Edmunds...father was an NFL Pro Bowl tight end...his brother, Tremaine, was selected in the first round of the 2018 NFL Draft by the Buffalo Bills...his other brother, Terrell, is his teammate with the Steelers...full name: Ferrell Edmunds III.

EDMUNDS' 2019 GAME-BY-GAME STATISTICS

Date	Opponent	GP	RECEIVING					Lg	TD	RUSHING				
			GS	Att	Yds	Avg	No			Yds	Avg	Lg	TD	
9/8	at New England													
9/15	SEATTLE													
9/22	at San Francisco													
9/30	CINCINNATI													
10/6	BALTIMORE													
10/13	L.A. Chargers	1	0	0	0	0.0	0	0	0	0	0.0	0	0	0
10/28	MIAMI	1	0	1	0	0.0	0	0	0	0	0.0	0	0	0
11/3	INDIANAPOLIS	1	0	12	73	6.1	45	0	0	0	0.0	0	0	0
11/10	L.A. RAMS	1	0	4	1	0.3	3	0	2	14	7.0	8	0	0
11/14	at Cleveland	1	0	3	11	3.7	9	0	3	27	9.0	11	0	0
11/24	at Cincinnati	1	0	2	7	3.5	5	0	0	0	0.0	0	0	0
12/1	CLEVELAND	1	0	0	0	0.0	0	0	0	0	0.0	0	0	0
12/8	at Arizona	1	0	0	0	0.0	0	0	1	7	7.0	7	0	0
12/15	BUFFALO	1	0	0	0	0.0	0	0	0	0	0.0	0	0	0
12/22	at N.Y. Jets	1	0	0	0	0.0	0	0	0	0	0.0	0	0	0
12/29	at Baltimore	1	0	0	0	0.0	0	0	0	0	0.0	0	0	0
SEASON TOTALS		11	0	22	92	4.2	45	0	6	48	8.0	11	0	0
NFL TOTALS		31	0	31	140	4.5	45	1	6	48	8.0	11	0	0

EDMUNDS' CAREER TOTALS

Date	Opponent	GP	RECEIVING					Lg	TD	RUSHING				
			GS	Att	Yds	Avg	No			Yds	Avg	Lg	TD	
2017	New Orleans	16	0	9	48	5.3	41	1	0	0	0.0	0	0	0
2018	Pittsburgh	4	0	0	0	0.0	0	0	0	0	0.0	0	0	0
2019	Pittsburgh	11	0	22	92	4.2	45	0	6	48	8.0	11	0	0
NFL TOTALS		31	0	31	140	4.5	45	1	6	48	8.0	11	0	0

EDMUNDS' CAREER TOTALS

Regular-Season Single-Game Highs:

Attempts: 12, vs. Indianapolis, 11/3/19; **Yards:** 73, vs. Indianapolis, 11/3/19; **Avg. (Min. 10 Att.):** 6.1, vs. Indianapolis, 11/3/19; **Long:** 45, vs. Indianapolis, 11/3/19; **Touchdowns:** 1, at Buffalo, 11/12/17; **Receptions:** 3, at Cleveland, 11/14/19; **Receiving Yards:** 27, at Cleveland, 11/14/19; **Receiving Long:** 11, at Cleveland, 11/14/19.

Career Regular-Season Special Teams Tackles (13): 7 in '17; 6 in '19.

Additional Statistics: Registered an interception on a fake punt in the third quarter (11/10/19 vs L.A. Rams).

POSTSEASON

Date	Opponent	RECEIVING							RUSHING				
		GP	GS	Att	Yds	Avg	Lg	TD	No	Yds	Avg	Lg	TD
2017	New Orleans	2	0	0	0	0.0	0	0	0	0	0.0	0	0
NFL TOTALS		2	0	0	0	0.0	0	0	0	0	0.0	0	0



MATT FEILER

OFFENSIVE TACKLE

HEIGHT: 6-6

WEIGHT: 330

COLLEGE: Bloomsburg

BORN: July 7, 1992

BIRTHPLACE: Strasburg, PA

HOW ACQUIRED: FA - '15

NFL EXPERIENCE: 4th year

PRO (32-27/0-0): Signed his one-year restricted free-agent tender with the Steelers on April 17, 2020...signed a one-year extension with the Steelers on January 31, 2018...signed a Reserve/Future contract with the Steelers on January 24, 2017...signed to the Steelers' practice squad on October 19, 2016...released by the Steelers on October 17, 2016...promoted to the Steelers' active roster from the practice squad on October 8, 2016...signed to the Steelers' practice squad on September 4, 2016...released by the Steelers on September 3, 2016...signed a Reserve/Future contract with the Steelers on January 18, 2016...signed to the Steelers' practice squad on September 7, 2015...released by the Texans on September 5, 2015...signed to the Texans' offseason roster on December 29, 2014...added to the Texans' practice squad on September 1, 2014...released by the Texans on August 30, 2014...originally signed with the Houston Texans as an undrafted rookie free agent on May 16, 2014.

2019 (16-16/0-0): Started all 16 games at RT...part of an offensive line that ranked tied for ninth in the NFL in fewest sacks allowed

(32) and 11th in fewest sacks per pass attempt (6.27%)...Steelers allowed 1 sack or less in 7 different games.

9/30 vs Cincinnati: Was part of an offensive line that gave up zero sacks.

10/13 at L.A. Chargers: Was part of an offensive line that gave up zero sacks.

COLLEGE Played in 46 games for Bloomsburg (2010-13)...finished with a multitude of postseason honors, including being named AP Little All-America third team as well as a D2Football.com All-America selection in 2013...was selected to play in the prestigious East-West Shrine Game following the season...named to the Don Hansen NCAA Division II All-Super Region One second team and was named as honorable mention on the Don Hansen NCAA Division II All-America Team in 2012...was part of an offensive line that helped block for Bloomsburg to set the PSAC single-season rushing record with 3,789 yards in 2011.

MATT FEILER

PERSONAL Attended Lampeter-Strasburg HS (Strasburg, Pa.)...was a second-team Section 3 All-Star as a senior...voted 2009 Most Improved Player...member of the Heroes Mentoring Program...son of Mark and Beth Feiler... full name: Matt Feiler.

FEILER CAREER TOTALS**REGULAR SEASON**

Year	Team	GP	GS
2017	Pittsburgh	5	1
2018	Pittsburgh	11	10
2019	Pittsburgh	16	16
NFL TOTALS		32	27

**MINKAH FITZPATRICK**

SAFETY

HEIGHT: 6-1

WEIGHT: 207

COLLEGE: Alabama

BORN: Nov. 17, 1996

BIRTHPLACE: Old Bridge, NJ

HOW ACQUIRED: TR - '19 (MIA)

NFL EXPERIENCE: 3rd year



'19

CAREER HIGHLIGHTS

Named First Team All-Pro in 2019 by the Associated Press, Pro Football Writers Association and Sporting News.

Selected to his first NFL Pro Bowl in 2019.

Ranked tied for fourth in the NFL with five interceptions in 2019.

His 5 interceptions in 2019 were the most by a Steeler in a single season since Troy Polamalu had 7 picks in 2010.

Fitzpatrick, Marcus Peters (Baltimore), Marlon Humphrey (Baltimore), Jamal Adams (New York Jets), Jadeveon Clowney (Seattle Seahawks) and Erik Harris (Oakland) were the only players in the NFL with multiple defensive TDs in 2019.

First player in franchise history to have 5 or more interceptions and 2 or more fumble recoveries in his first or second NFL season.

First player in franchise history with an interception in three consecutive games since Troy Polamalu accomplished the feat in Weeks 11-14 of 2008.

First Steeler with multiple interceptions in a game since CB Brice McCain had 2 against Cincinnati on Dec. 28, 2014.

First NFL player to pick off a quarterback with the same last name twice in a game since Detroit Lions CB Levi Johnson intercepted Denver Broncos QB Charley Johnson twice in Week 12 of 1974.

First player in the Super Bowl era to intercept two or more passes against a team he played for earlier that season.

Recorded a 96-yard interception return for a touchdown (11/3/19), which was the second-longest interception return in Steelers regular season history (Martin Kotter: 99 yards, 9/27/33).

First Steeler with defensive TDs in back-to-back weeks since Sam Washington in Week 3 and 4 of the 1984 season.

First Steeler to have a fumble return TD and a pick-six in the same season since 1996 (Carnell Lake and Ron Woodson).

First Steeler with 5 interceptions in the first 9 weeks of the season since S Darren Perry in 1994, and Fitzpatrick did it in just 7 games.

Registered an interception in 3 consecutive games for the first time in his career (Weeks 9-11 in 2019), which is tied for the fourth-longest streak in franchise history.

First Steeler with an interception in 3 consecutive games since Troy Polamalu accomplished the feat in Weeks 11-14 of 2008.

MINKAH FITZPATRICK

PRO (32-27/0-0): Acquired by the Pittsburgh Steelers via trade with the Miami Dolphins on September 17, 2019...originally drafted by the Dolphins in the first round (11th overall) of the 2018 NFL Draft.

2019 (16-16/0-0): Started all 16 games (14 for the Steelers and 2 for the Dolphins)...registered 57 tackles (36 solo) and added 9 passes defended, 5 interceptions, 2 forced fumbles, 1 fumble recovery, 1 QB hit and 1 tackle for loss...involved in 8 of the Steelers' 37 takeaways (5 interceptions, 1 forced fumble and 2 fumble recovery)...his 7 total takeaways (interceptions and fumble recoveries) ranked tied for most in the NFL...his 8 combined interceptions, forced fumbles and fumble recoveries ranked tied for third in the NFL...registered at least 1 interception in three consecutive games (Weeks 8-10) - tied for the fourth-longest streak in franchise history.

9/22 at San Francisco: In his first game as a Steeler, recorded 5 tackles (4 solo), an interception, a forced fumble and a pass defended...became the first Steeler to have an interception and forced fumble in the same game since William Gay vs. Indianapolis on Nov. 24, 2016.

10/6 vs Baltimore: Recorded 7 tackles (6 solo) and 1 pass defended.

10/13 at L.A. Chargers: Recorded 5 solo tackles and 1 pass defended.

10/28 vs Miami: Registered 2 interceptions in a single game for the first time in his career...became the first player in the Super Bowl era to intercept 2 or more passes against a team he played for earlier that season...became the first Steeler with multiple interceptions in a game since CB Brice McCain had 2 against Cincinnati on Dec. 28, 2014 (W, 27-17)...became the first NFL player to pick off a quarterback with the same last name twice in a game since Detroit Lions CB Levi Johnson intercepted Denver Broncos QB Charley Johnson twice in Week 12 of 1974.

11/3 vs Indianapolis: Recorded 7 tackles (4 solo) and a pick-six...recorded a 96-yard interception return for a touchdown, which was the second-longest interception return in Steelers regular season history (Martin Kotter: 99 yards, 9/27/33)...registered interceptions in back-to-back games for the first time in his career...became the first Steelers player with an interception return for TD since LB Vince Williams vs. Carolina on Nov. 8, 2018...became the first Steelers to have 4 interceptions in the first nine weeks of the season since 2002 (LB Joey Porter).

11/10 vs L.A. Rams: Recorded 4 tackles (3 solo), 1 interception, 2 passes defended and 1 fumble recovery that he returned for a touchdown...became the first Steeler with defensive TDs in back-to-back weeks since Sam Washington in Week 3 and 4 of the 1984 season...became the first Steeler to have a fumble returned for a TD and a pick-six in the same season since 1996 (Carnell Lake and Ron Woodson).

11/24 at Cincinnati: Tied for the team lead with 6 tackles (1 solo) and recovered a fumble forced by Steelers LB Devin Bush to give Pittsburgh possession in the fourth quarter.

12/22 at New York Jets: Registered 5 tackles (2 solo).

COLLEGE Played in 42 game with 38 starts as three year-starter at Alabama...totaled 171 tackles (109 solo), 4.5 sacks, nine interceptions, 35 passes defended and two forced fumbles over his collegiate career, while recording one blocked field goal and one blocked punt on special teams...won the Chuck Bednarik Award given to the nation's top defensive player, won the Jim Thorpe Award given to the nation's top defensive back and became just the third player in NCAA history to win both awards joining CB Charles Woodson and CB Patrick Peterson as a junior in 2017...unanimous first-team All-American, a first-team SEC selection, and a finalist for the Jason Witten Collegiate Man of the Year (player who demonstrates a record of leadership by exhibiting exceptional courage, integrity and sportsmanship on and off the field), the Lombardi Award (based on

MINKAH FITZPATRICK

performance, leadership, character and resiliency), the Bronko Nagurski Trophy (best defensive player) and the Lott IMPACT Trophy (best defensive player in character and performance) in 2017...helped Alabama to a victory in the College Football Playoff National Championship in 2017...a first-team All-American and first-team SEC selection as well as a semi-finalist for the Jim Thorpe Award as a sophomore in 2016...was named a Freshman All-American selection in 2015.

PERSONAL Attended St. Peter's Prep (Jersey City, N.J.)...played wide receiver and defensive back...listed as the No. 4 cornerback in the nation coming out of high school...named to

the 2015 Parade All-America team...selected to participate in the 2015 Under Armour All-America Game and Nike's 2014 "The Opening"...2014 second team All-USA selection by USA Today...earned first-team MaxPreps.com Junior All-American accolades in 2013...had 60 tackles and three interceptions as a senior in 2014...accounted for 62 tackles with four picks and 21 pass breakups as a junior in 2013 while earning first-team All-State honors (non-public) and first-team All-Hudson County honors...two interceptions and 12 pass breakups as a sophomore...played for head coach Rich Hansen...ran track, placing first at the Hudson County Championships with times of 10.86 seconds and 21.66 seconds in the 100 and 200 meters, respectively... full name: Minkah Fitzpatrick Jr.

FITZPATRICK'S 2019 GAME-BY-GAME STATISTICS

Date	Opponent	GP	GS	T	AT	TOT	Sacks	Yds	Int/Yds	PD	FF	FR
*9/8	BALTIMORE	1	1	3	2	5	0.0	0.0	0/0	0	0	0
*9/15	at New England	1	1	4	2	6	0.0	0.0	0/0	0	1	1
9/22	at San Francisco	1	1	4	1	5	0.0	0.0	1/14	1	1	0
9/30	CINCINNATI	1	1	2	2	4	0.0	0.0	0/0	0	0	0
10/6	BALTIMORE	1	1	6	1	7	0.0	0.0	0/0	1	0	0
10/13	at L.A. Chargers	1	1	5	0	5	0.0	0.0	0/0	1	0	0
10/28	MIAMI	1	1	1	1	2	0.0	0.0	2/6	2	0	0
11/3	INDIANAPOLIS	1	1	4	3	7	0.0	0.0	1/96	1	0	0
11/10	L.A. Rams	1	1	3	1	4	0.0	0.0	1/14	2	0	1
11/14	at Cleveland	1	1	0	2	2	0.0	0.0	0/0	0	0	0
11/24	at Cincinnati	1	1	1	5	6	0.0	0.0	0/0	0	0	1
12/1	CLEVELAND	1	1	2	1	3	0.0	0.0	0/0	1	0	0
12/8	at Arizona	1	1	1	0	1	0.0	0.0	0/0	0	0	0
12/15	BUFFALO	1	1	2	0	2	0.0	0.0	0/0	0	0	0
12/22	at N.Y. Jets	1	1	2	3	5	0.0	0.0	0/0	0	0	0
12/29	at Baltimore	1	1	3	1	4	0.0	0.0	0/0	0	0	0
SEASON TOTALS		16	16	43	25	68	0.0	0.0	5/130	9	2	2
STEELERS TOTALS		14	14	36	21	57	0.0	0.0	5/130	9	1	2
NFL TOTALS		32	27	94	54	148	0.0	0.0	7/194	18	2	3

*with Miami Dolphins

FITZPATRICK'S CAREER TOTALS

REGULAR SEASON

Year	Team	GP	GS	T	AT	TOT	Sacks	Yds	Int/Yds	PD	FF	FR
2018	Miami	16	11	51	29	80	0.0	0.0	2/64	9	0	0
2019	Miami	2	2	7	4	11	0.0	0.0	0/0	0	1	1
2019	Pittsburgh	14	14	36	21	57	0.0	0.0	5/130	9	1	2
NFL TOTALS		32	27	94	54	148	0.0	0.0	7/194	18	2	3

Regular-Season Single-Game Highs:

Total Tackles: 10 (with Miami), twice, last time at New England, 9/30/18; **Solo Tackles:** 6, three times, last time vs. Baltimore, 10/6/19; **Interceptions:** 2, vs. Miami, 10/28/2019; **Interception Yards:** 96, vs. Indianapolis, 11/3/2019; **Passes Defended:** 2, five times, last vs. Los Angeles Rams, 11/10/19; **Forced Fumbles:** 1, twice, last time at San Francisco, 9/22/19; **Fumble Recoveries:** 1, three times, last time at Cincinnati, 11/24/19.

Career Regular-Season Special Teams Tackles (2): 1 in '18, 1 in '19.

Additional Statistics: Registered a 96-yard interception return for TD (11/3/19 vs Indianapolis Colts)...recorded a 43-yard fumble return for TD (11/10/19 vs Los Angeles Rams).



ZACH GENTRY

TIGHT END

HEIGHT: 6-8

WEIGHT: 265

COLLEGE: Michigan

BORN: Sept. 10, 1996

BIRTHPLACE: Albuquerque, NM

HOW ACQUIRED: D5 - '19 (#141)

NFL EXPERIENCE: 2nd year

PRO (4-0): Drafted by the Steelers in the fifth round (141st overall) in the 2019 NFL Draft.

2019 (4-0): Saw action in four games...caught one pass for 4 yards.

9/22 at San Francisco: Made his NFL debut.

12/15 vs Buffalo: Caught his first NFL pass, a 4-yard catch on third-and-3 to give Pittsburgh a first down on the Buffalo 27-yard line, leading to the Steelers' touchdown drive.

COLLEGE Three-year letter winner at Michigan, playing in 33 games with 24 starts at tight end...recorded 49 catches for 817 yards and four touchdowns in his career...earned U-M Athletic Academic Achievement...switched to tight end from quarterback prior to sophomore season...started all 13 games his senior year, catching 32 passes for 514 yards and two touchdowns...23 of his 32 grabs resulted in first downs or touchdowns...tied for the team lead with 10 receptions of 20 or more yards...after his junior year, he was awarded Most Improved Player on offensive by the Michigan coaching staff...started 11-of-13 games played at tight end...finished second on the team in receiving yards (303) and fourth in receptions (17)...averaged 17.8 yards per catch...saw action

in seven games his sophomore year...did not see game action as a freshman...graduated with a degree in English.

PERSONAL Played at Eldorado High School (Albuquerque, N.M.)...three-year started at quarterback, helping team advance to two state semifinal appearances...completed 316-of-582 career passes for 3,732 yards and 27 TDs, rushing for 1,013 yards (242 carries) and 26 TDs...full name: Zach Gentry.

GENTRY'S 2019 GAME-BY-GAME STATISTICS

Date	Opponent	GP	GS	Rec	Yds	Avg	Lg	TD
9/8	at New England			INACTIVE				
9/15	SEATTLE			INACTIVE				
9/22	at San Francisco	1	0	0	0	0.0	0	0
9/30	CINCINNATI	1	0	0	0	0.0	0	0
10/6	BALTIMORE			INACTIVE				
10/13	at L.A. Chargers	1	0	0	0	0.0	0	0
10/28	MIAMI			INACTIVE				
11/3	INDIANAPOLIS			INACTIVE				
11/10	L.A. RAMS			INACTIVE				
11/14	at Cleveland			INACTIVE				
11/24	at Cincinnati			INACTIVE				
12/1	CLEVELAND			INACTIVE				
12/8	at Arizona			INACTIVE				
12/15	BUFFALO	1	0	1	4	4.0	4	0
12/22	at N.Y. Jets			INACTIVE				
12/29	at Baltimore			INACTIVE				
SEASON TOTALS		4	0	1	4	4.0	4	0

Regular-Season Single-Game Highs:

Receptions: 1, Buffalo, 12/15/19; **Receiving Yards:** 4, Buffalo, 12/15/19; **Receiving Long:** 4, Buffalo, 12/15/19.



ULYSEES GILBERT III

LINEBACKER

(yoo-lis-eez)

HEIGHT: 6-0

WEIGHT: 230

COLLEGE: Akron

BORN: Aug. 9, 1997

BIRTHPLACE: Ocala, FL

HOW ACQUIRED: D6c - '19 (#207)

NFL EXPERIENCE: 2nd year

PRO (7-0): Placed on the Pittsburgh Steelers' Reserved/Injured list on November 5, 2019...drafted by the Steelers with the team's third of its three sixth-round picks (207th overall) in the 2019 NFL Draft.

2019 (7-0): Saw action in seven games before being placed on the team's Reserved/Injured list...saw action mostly on special teams, finishing with 5 special teams tackles.

COLLEGE Tied an Akron football record for most games played in his collegiate career, playing in each of his 51 possible collegiate games and making 38 starts...amassed 359 total tackles (184 solo), 9.5 sacks, 28.5 TFLs and 4 pass breakups...finished second on the defense with 85 tackles, 7.5 TFLs, 2 fumble recoveries, 2 TDs and 1 pass breakup his senior year...earned his second First-Team All-MAC selection as a junior...

Defensive MVP and two-time MAC Defensive Player of the Week...started all 14 games...led the Zips in tackles with 141 total stops, 9.5 tackles for loss, a team-best 5.0 sacks, 5 QB hurries, 4 passes defended, 3 interceptions and 1 fumble recovery... was first-team All-MAC selection his sophomore year and Akron's Defensive MVP...started all 12 games and led the defense with 122 tackles and 11.5 TFLs...added 4.0 sacks, 8 quarterback hurries, 3 passes defended and 2 forced fumbles... ranked ninth in the nation in total tackles...saw action in all 13 games his freshman season...had 11 tackles and a blocked kick on the season... majored in sports management.

PERSONAL Played at Trinity Catholic High School (Ocala, Fla.)...had 128 tackles, 17 TFLs, 1.0 sack, 3 interceptions and 1 pass breakup in senior year...parents are Beverly Gilbert and Ulysees Gilbert II...full name: Ulysees Lovett Gilbert III.

GILBERT'S 2019 GAME-BY-GAME STATISTICS

Date	Opponent	GP	GS	T	AT	TOT	Sacks	Yds	Int/Yds	PD	FF	FR
9/8	at New England	1	0	0	0	0	0.0	0.0	0/0	0	0	0
9/15	SEATTLE	1	0	0	0	0	0.0	0.0	0/0	0	0	0
9/22	at San Francisco	1	0	0	0	0	0.0	0.0	0/0	0	0	0
9/30	CINCINNATI	1	0	0	0	0	0.0	0.0	0/0	0	0	0
10/6	BALTIMORE	1	0	0	0	0	0.0	0.0	0/0	0	0	0
10/13	at L.A. Chargers	1	0	0	0	0	0.0	0.0	0/0	0	0	0
10/28	MIAMI						INACTIVE					
11/3	INDIANAPOLIS	1	0	0	0	0	0.0	0.0	0/0	0	0	0
11/10-12/29							RESERVED/INJURED					
SEASON TOTALS		6	0	0	0	0	0.0	0.0	0/0	0	0	0

Career Regular-Season Special Teams Tackles (5): 5 in '19.

**DERWIN GRAY**

OFFENSIVE TACKLE

HEIGHT: 6-4

WEIGHT: 320

COLLEGE: Maryland

BORN: May 10, 1995

BIRTHPLACE: Washington, D.C.

HOW ACQUIRED: D7 - '19 (#219)

NFL EXPERIENCE: 1st year

PRO (0-0): Signed by the Steelers to a Reserve/Future contract on December 30, 2019... added to the Steelers' practice squad on September 1, 2019...released by the Steelers on August 31, 2019...drafted by the Pittsburgh Steelers in the seventh round (219th overall) of the 2019 NFL Draft.

2019 (0-0): Spent the entire season on the Steelers' practice squad.

COLLEGE Appeared in 35 games at Maryland, making 25 starts...started all 10 of 12 games played at left tackle his redshirt senior year...helped block for the 17th best rushing offensive in the nation and third best in the Big Ten (230.2 average per game)...blocked for a

team that tallied 200 rushing yards or more in six games...as a redshirt junior, started all 12 games at left tackle, earning the team's James M. Tatum Memorial Award as the program's best lineman...helped the Maryland ground game eclipse 160.0 yards per game for the third consecutive year – its longest such streak since 2001-03...saw action in all 13 games as a redshirt sophomore, with three starts at left tackle...only appeared in two games as a redshirt freshman...spent the 2013 season at Fork Union (Fork Union, Va.) Academy.

PERSONAL

Played at Friendship Collegiate (Washington, D.C.) Academy... part of a 2012 team that captured the DCSAA Championship as a senior...played in the Under Armour All-American Game...full name: Derwin Gray.

**JOE HADEN**

CORNERBACK

HEIGHT: 5-11

WEIGHT: 195

COLLEGE: Florida

BORN: Apr. 14, 1989

BIRTHPLACE: Fort Washington, MD

HOW ACQUIRED: FA - '17

NFL EXPERIENCE: 10th year

**CAREER HIGHLIGHTS**

His 137 passes defended are the most since he entered the NFL in 2010 and fifth-most among active players.

His 27 career interceptions are tied for the fourth-most since he entered the NFL in 2010.

Recipient of "The Chief Award" by the Pittsburgh Chapter of Pro Football Writers of America in 2018.

Named AFC Defensive Player of the Week once (Week 15, 2018).

Named the Browns' 2016 recipient of the Ed Block Courage Award.

Two-time Pro Bowl selection and served as a Pro Bowl captain in 2014.

Named the inaugural recipient of the Browns' NFL Sportsmanship Award in 2014.

Named second-team Associated Press All-Pro in 2013.

JOE HADEN

PRO (132-123/1-1): Signed two-year extension with the Steelers on September 1, 2019... signed a three-year contract with the Steelers on August 31, 2017...released by the Cleveland Browns on August 30, 2017...placed on Browns' Reserved/Injured list on December 14, 2015...re-signed a five-year extension with the Browns on May 13, 2014...NFL suspension was lifted on October 8, 2012...placed on the Browns' Reserve/Suspended by Commissioner List on September 10, 2012...originally drafted by the Browns in the first-round (7th overall) of the 2010 NFL Draft.

2019 **16-16-0-0**: Started all 16 games... recorded 65 tackles (59 solo), 17 passes defended and 5 interceptions...has registered at least 3 passes defended in a single game 13 times in his career...his 5 interceptions in 2019 tied for fourth most in the League.

9/8 at New England: Recorded 6 solo tackles.

9/22 at San Francisco: Recorded 8 tackles (6 solo).

10/6 vs Baltimore: Recorded 6 tackles (5 solo).

10/28 vs Miami: Recorded 8 tackles (7 solo).

11/10 vs L.A. Rams: Recorded 7 tackles (6 solo), 5 passes defended, tying his single game career high (9/11/11 vs. CIN), forced a fumble and added an interception, picking off Jared Goff.

11/24 at Cincinnati: Registered 2 solo tackles and 3 passes defended.

12/1 vs Cleveland: Recorded 2 solo tackles and picked off Baker Mayfield with 1:17 left to play in the game, sealing the win for the Steelers.

12/8 at Arizona: Recorded 4 solo tackles and picked off Kyle Murray twice, including a game-winning interception with :48 seconds remaining.

12/29 at Baltimore: Registered 3 solo tackles, recovered a Ravens' fumble forced by Steelers LB T.J. Watt and picked off Robert Griffin III on the last Steelers' defensive play of the game.

COLLEGE Started all 40 career games at the University of Florida (2007-09) before entering the NFL prior to his senior season... recorded 218 tackles, 3.5 sacks and eight interceptions for 166 yards...added 34 passes defended, three forced fumbles, two fumble recoveries and one blocked field goal...in his final season, was a unanimous first-team All-American, first-team All-Southeastern Conference selection and a finalist for the Jim Thorpe Award, presented annually to the top defensive back in college football...tied for third on the team with 68 tackles, while adding 3.0 sacks, two forced fumbles, four interceptions and 5 special teams tackles in 2009...helped the Gators own the fourth-best pass defense in the nation (152.8 yards per game)...earned second-team All-SEC honors in 2008, after ranking second on the team with a career-high 87 tackles, 0.5 sack, one forced fumble, one fumble recovery, one blocked kick and three interceptions...returned an interception 88 yards to tie for the fourth-longest interception return in team history...after two position changes (from QB to WR to DB) prior to playing in his first collegiate contest, he became the first true freshman in Florida history to start at cornerback in his first career game...earned Freshman All-America first-team and SEC All-Freshman team honors after recording 63 tackles, one fumble recovery and one interception... sociology major.

PERSONAL Native of Fort Washington, Md...son of Joe and Zakiya Haden...the oldest of five brothers, whose names all begin with the letter J (Josh, Jordan, Jacob and Jonathon)...was the first college football player in his family, as two of his younger brothers (Josh and Jordan) played collegiately at the University of Toledo...younger brother, Jacob, is a Special Olympics athlete...attended Friendly (Md.) HS...a four-year starter at quarterback who set a Maryland public school record with 7,371 career passing

JOE HADEN

yards, while tying the career mark for touchdown passes with 80...passed for 2,783 yards with 38 touchdowns, while rushing for 899...active in the Cleveland community and founded the "Haden Nation" ticket program, which provided tickets, apparel and food for the Children's Hunger Alliance and Fatima Family Center...promptly made a charitable donation to the Greater Cleveland Food Bank, helping provide 40,000 meals for families in Northeast Ohio area after signing his contract extension with the Browns through the 2019 season... founder of the Joe Haden Elite Football Experience sports camp benefitting boys grades 3-8...has a foundation in memory of his grandmother called Aunt Berta which benefits kids in need...hosted

a celebrity softball tournament in 2014 and 2015 with proceeds benefitting Special Olympics, local youth sports and educational programs...interacts with fans through his social media account, where he has provided meals at restaurants, sponsored youth leagues and attended the Independence High School prom in 2012...has more than 1,200 pairs of shoes in his collection, lists his favorite pair as Nike Air Mag, which was the shoe Marty McFly wore during the movie Back to the Future II...married his wife Sarah in 2013...the couple welcomed their first son, Joe, in September of 2016 and their second son, Jett, in January of 2018...full name: Joseph Walter Haden III.

HADEN'S 2019 GAME-BY-GAME STATISTICS

Date	Opponent	GP	GS	T	AT	TOT	Sacks	Yds	Int/Yds	PD	FF	FR
9/9	at Cleveland	1	1	6	0	6	0.0	0.0	0/0	0	0	0
9/15	SEATTLE	1	1	4	0	4	0.0	0.0	0/0	0	0	0
9/22	at San Francisco	1	1	6	2	8	0.0	0.0	0/0	1	0	0
9/30	CINCINNATI	1	1	3	0	3	0.0	0.0	0/0	1	0	0
10/6	BALTIMORE	1	1	5	1	6	0.0	0.0	0/0	0	0	0
10/13	at L.A. Chargers	1	1	1	1	2	0.0	0.0	0/0	1	0	0
10/28	MIAMI	1	1	7	1	8	0.0	0.0	0/0	0	0	0
11/3	INDIANAPOLIS	1	1	3	0	3	0.0	0.0	0/0	1	0	0
11/10	L.A. RAMS	1	1	6	1	7	0.0	0.0	1/0	5	1	0
11/14	at Cleveland	1	1	3	0	3	0.0	0.0	0/0	0	0	0
11/24	at Cincinnati	1	1	2	0	2	0.0	0.0	0/0	3	0	0
12/1	CLEVELAND	1	1	2	0	2	0.0	0.0	1/16	1	0	0
12/8	at Arizona	1	1	4	0	4	0.0	0.0	2/4	2	0	0
12/15	BUFFALO	1	1	2	0	2	0.0	0.0	0/0	0	0	0
12/22	at N.Y. Jets	1	1	2	0	2	0.0	0.0	0/0	1	0	0
12/29	at Baltimore	1	1	3	0	3	0.0	0.0	1/0	1	0	1
SEASON TOTALS		16	16	59	6	65	0.0	0.0	5/20	17	1	1
STEELERS TOTALS		42	42	128	20	148	1.0	3.0	8/21	36	2	1
NFL TOTALS		132	123	434	91	525	3.0	8.0	27/252	137	6	5

HADEN'S CAREER TOTALS

REGULAR SEASON

Year	Team	GP	GS	T	AT	TOT	Sacks	Yds	Int/Yds	PD	FF	FR
2010	Cleveland	16	7	49	7	56	1.0	5.0	6/101	18	1	0
2011	Cleveland	15	15	53	12	65	1.0	0.0	0/0	19	1	1
2012	Cleveland	11	11	40	11	51	0.0	0.0	3/64	11	1	0
2013	Cleveland	15	15	43	11	54	0.0	0.0	4/57	20	0	0
2014	Cleveland	15	15	58	15	73	0.0	0.0	3/0	20	1	2
2015	Cleveland	5	5	18	4	22	0.0	0.0	0/0	2	0	1
2016	Cleveland	13	13	37	11	48	0.0	0.0	3/9	11	0	0
2017	Pittsburgh	11	11	18	2	20	1.0	3.0	1/1	7	0	0
2018	Pittsburgh	15	15	51	12	63	0.0	0.0	2/0	12	1	0
2019	Pittsburgh	16	16	59	6	65	0.0	0.0	5/20	17	1	1
NFL TOTALS		132	123	434	91	525	3.0	8.0	27/252	137	6	5

2020 PLAYERS

JOE HADEN

HADEN'S CAREER TOTALS *(Continued)*

Career Regular Season Special Teams Tackles (8): 8 in 2010.

Additional Statistics: Returned four kicks for 96 yards (24.0 average) in 2010; returned two punts for 18 yards (9.0 average) in 2016; blocked FG at Buffalo, 11/30/14; special-teams tackles – 8 in 2010.

Regular-Season Single-Game Highs:

Total Tackles: 13, vs. Houston, 11/16/14; **Solo Tackles:** 10, vs. Houston, 11/16/14; **Sacks:** 1.0, three times, last at Cleveland, 9/10/17; **Sack Yards:** 5.0, vs. Baltimore, 12/26/10; **Interceptions:** 2, three times, last at Arizona, 12/8/19; **Interception Yards:** 62, at Pittsburgh, 10/17/10; **TDs:** 1, at Cincinnati, 11/17/13 (Andy Dalton, 29 yards). **Passes Defended:** 5, two times, last vs. Los Angeles Rams, 11/10/19; **Forced Fumbles:** 1, six times, last vs Los Angeles Rams, 11/10/19; **Fumble Recoveries:** 1, five times, last at Baltimore, 12/29/19.

POSTSEASON

Year	Team	GP	GS	T	AT	TOT	Sacks	Yds	Int/Yds	PD	FF	FR
2017	Pittsburgh	1	1	4	0	4	0.0	0.0	0/0	1	0	0
NFL TOTALS		1	1	4	0	4	0.0	0.0	0/0	1	0	0



60

J.C. HASSENAUER
CENTER

HEIGHT: 6-2 BIRTHPLACE: Woodbury, MN
 WEIGHT: 295 HOW ACQUIRED: FA - '19
 COLLEGE: Alabama NFL EXPERIENCE: 1st year
 BORN: Sept. 1, 1994

PRO (0-0/0-0): Signed to the Pittsburgh Steelers active roster on December 24, 2019... signed to the Steelers' practice squad on November 20, 2019...released by the Steelers on August 31, 2019...signed with the Steelers on April 5, 2019 as a free agent...released by the Atlanta Falcons on September 6, 2018...signed as an undrafted free agent by the Falcons after the 2018 NFL Draft.

COLLEGE A top reserve on Alabama's offensive line for four seasons...played in 24 career games with three starts...started

against Georgia in the CFP National Championship Game...was the Crimson Tide's backup center in 2016...appeared in 9 games.

PERSONAL Attended East Ridge High School (Woodbury, Minn.)...rated as one of the top center prospects coming out of high school by 247Sports, ESPN and Rivals.com...consensus No. 2 player in the state of Minnesota as a senior...full name: J.C. Hassenauer.



QUADREE HENDERSON

WIDE RECEIVER

HEIGHT: 5-8

WEIGHT: 192

COLLEGE: Pittsburgh

BORN: Sept. 12, 1996

BIRTHPLACE: Wilmington, DE

HOW ACQUIRED: FA - '19

NFL EXPERIENCE: 2nd year

PRO (0-0/0-0): Signed to a Reserve/Future contract with the Pittsburgh Steelers on December 30, 2019...signed to the Steelers' practice squad on November 18, 2019...waived by the New York Jets on August 5, 2019...claimed by the Jets on April 5, 2019...waived by the New York Giants on April 4, 2019...placed on the Reserve/Injured list by the Giants on November 26, 2018...signed to the Giants' active roster on November 10, 2018...signed to the Giants' practice squad on November 8, 2018...waived by the Giants on November 6, 2018...signed to the Giants' practice squad on October 4, 2018...waived by the Steelers on September 1, 2018...originally signed by the Steelers as an undrafted free agent on May 4, 2018.

2019 (0-0): Spent the majority of the season on the Steelers' practice squad.

COLLEGE Played in 34 games over a three-year span (2015-17) for Pittsburgh...rushed 98 times for 887 yards and 5 TDs...caught 45 passes for 473 a 1 TD...returned 73 kicks for 1,942 yards (26.6 yards/return) and 4 TDs...returned 37 punts for 495 yards (13.4 yards/return) and 3 TDs...recorded 3,797 all-purpose yards...earned Consensus All-America status as he was hon-

ored by each of the NCAA's five recognized selectors as a junior in 2016...named a first team All-America kick returner by the Football Writers Association of America (FWAA), Sporting News and Walter Camp Football Foundation in 2016...named a second team All-America all-purpose player by Associated Press and American Football Coaches Association (AFCA) in 2016...first Pitt sophomore to earn consensus All-America status since wide receiver Larry Fitzgerald in 2003...first All-America return man in Pitt history.

PERSONAL Attended Alexis I. du Pont HS (Wilmington, DE)...top overall prospect in Delaware according to ESPN, Rivals and Scout...selected first team All-Delaware Interscholastic Football Coaches Association (DIFCA) at three different positions—wide receiver, defensive back and returner...had 36 receptions for 826 yards (22.9 avg.) and 13 TDs as a senior in 2014...registered 37 tackles and four interceptions...had two kickoff return TDs...two-way starter at wide receiver and cornerback in each of his three varsity seasons...selected to play in the Delaware Foundation Reaching Citizens (DFRC) Blue-Gold All-Star Game...also played basketball and ran track...set a school record in the 100 meters (ran 10.8)...son of Robert and Jackie Henderson...full name: Quadree Khalid Henderson.



DEWAYNE HENDRIX

DEFENSIVE END

HEIGHT: 6-4

WEIGHT: 270

COLLEGE: Pittsburgh

BORN: June 13, 1995

BIRTHPLACE: O'Fallon, IL

HOW ACQUIRED: UFA - '20

NFL EXPERIENCE: 1st year

PRO (0-0/0-0): Signed with the Steelers as a free agent on March 30, 2020...played for the NFL's St. Louis Battlehawks in 2020...recorded 4 tackles, 1 tackle for loss, 1.0 sack and 1 quarterback hurry in 5 games...Jacksonville Jaguars'

practice squad contract terminated on January 6, 2020...signed to the Jaguars' practice squad on December 18, 2019...signed to the Bears' practice squad on November 19, 2019...Miami Dolphins' practice squad contract terminated on October 7,

2020 PLAYERS

DEWAYNE HENDRIX

2019...signed to the Dolphins' practice squad on September 1, 2019...originally signed by the Dolphins as an undrafted free agent on April 29, 2019.

COLLEGE Two-year starter at Pitt (2016-18) after transferring from Tennessee (2014)...registered 50 tackles, 10 tackles for a loss and 7.5 sacks in 25 career games (24 starts) with the Panthers...graduated in December 2017 with a degree in social sciences.

PERSONAL Attended O'Fallon Township HS (O'Fallon, Ill.)...selected to play in the Semper Fidelis All-American Bowl...rated the nation's No. 5 strongside defensive end and No. 78 overall prospect by Rivals...rated the nation's No. 8 strongside defensive end by 247Sports...Chicago Tribune All-State...selected to the 2013 American Family Insurance All-USA Illinois Football Team... full name: Dewayne Hendrix.



CAMERON HEYWARD

DEFENSIVE TACKLE

HEIGHT: 6-5

WEIGHT: 295

COLLEGE: Ohio State

BORN: May 6, 1989

BIRTHPLACE: Pittsburgh, PA

HOW ACQUIRED: D1 - '11 (#31)

NFL EXPERIENCE: 10th year



CAREER HIGHLIGHTS

Five-time captain (2015-19), three-time Pro Bowler ('17-'19) and two-time first-team All-Pro selection ('17, '19).

Entering the 2020 season, has the second-most sacks (54.0) in team history among defensive linemen and eighth-most among all Steelers since the stat became official in 1982.

Entering the 2020 season, has registered 10 multi-sack games in his NFL regular season career.

Not only led all 2019 NFL defensive tackles in stops with 83, but also led the League in tackles by a defensive lineman.

His 83 tackles in 2019 were the most by a Steelers defensive lineman since Donald Evans had 84 in 1993.

Heyward (2017, '18 and '19) is the only defensive linemen in franchise history with 8.0 or more sacks in at least three seasons.

His 54.0 career sacks are the fifth-most among active defensive tackles in the League.

Named the Steelers' Walter Payton Man of the Year in 2018.

Led the team with a career-high 12.0 sacks in 2017 – the first 10+ sack season by a Steeler since 2010 (James Harrison and LaMarr Woodley) and the third such season by a Pittsburgh defensive lineman (Keith Willis: 1983 – 14.0 and 1986 12.0) since sacks became an official statistic in 1982.

Led the team with 7.0 sacks in 2015.

Named the Steelers' Walter Payton Man of the Year in 2015.

In 2014, he became the team's first defensive lineman to lead or tie for the team lead in sacks since Aaron Smith (2004), totaling a career-best 7.5 sacks.

Two-time (2014 and 2019) recipient of the Pro Football Writers' "The Chief Award," which was established in honor of the Steelers' founder, Arthur J. Rooney, Sr., and is presented annually to the Steeler that best exemplifies the spirit of cooperation with the media.

Recorded 10 multi-sack games in his career – sixth-most in franchise history.

CAMERON HEYWARD

PRO (134-99/5-4): Placed on the Steelers' Reserve/Injured List due to a pectoral injury on November 19, 2016...signed a new six-year contract with the Steelers on July 16, 2015...originally drafted by the Steelers in the first round (31st overall) of the 2011 NFL Draft.

2019 (16-16/0-0): Started all 16 games...recorded 83 tackles, 9.0 sacks, 22 quarterback hits, 11 tackles for a loss and six passes defended...ranked second on the team in QB hits, third in sacks and third in TFLs...led all NFL defensive linemen in tackles...his 83 tackles were the most by a Steelers defensive lineman since Donald Evans had 84 in 1993...registered 7 or more tackles in 3 different games...his 22 QB hits were the second-most among all defensive tackles in the NFL...recorded 3 or more QB hits in 3 separate...Heyward and Aaron Donald were the only defensive tackles in the League with at least 3 QB hits in 3 or more games...his 9.0 sacks were the second-most among all defensive tackles in the NFL...his 11 TFLs were the fourth-most among all defensive tackles in the NFL.

9/8 at New England: Led the defensive line with 8 tackles (3 solo).

9/30 vs Cincinnati: Collected 6 tackles (4 solo), 2.5 sacks, 3 QB hits, 1 TFL and 1 forced fumble...with 47.5 career sacks, surpassed Dwight White for the ninth-most sacks in Steelers history...his 2.5 sacks were his most in a single game since a career-high 3.0 vs. Kansas City (Oct. 2, 2016)...registered the tenth multi-sack game of his career and holds the sixth-most multi-sack games in Steelers history.

10/6 vs Baltimore: Recorded a sack for the second week in a row, taking down Lamar Jackson for -3 yards in the second quarter.

10/28 vs Miami: Sacked Ryan Fitzpatrick for a 4-yard loss in the fourth quarter...added 6 tackles (3 solo) and a pass defended.

11/3 vs Indianapolis: Recorded 6 tackles (2 solo) and 1 QB hit and blocked an extra point late in the second quarter.

11/10 vs L.A. Rams: Registered 3 tackles (2 solo), 3 QB hits, 2 passes defended, 1 TFL and 1.0 sack for a 10-yard loss.

11/14 at Cleveland: Recorded 6 tackles (5 solo), 1 TFL and 1 QB hit.

11/24 at Cincinnati: Tied for the team lead with 6 tackles (2 solo), 4 QB hits and an 8-yard sack of Ryan Finley.

12/1 vs Cleveland: Registered 6 tackles (3 solos), split a sack with Bud Dupree and recovered a fumble forced by Dupree.

12/8 at Arizona: Recorded 3 tackles (2 solo) and a 5-yard sack of Kyle Murray.

12/15 vs Buffalo: Recorded 8 tackles (5 solo), 1 QB hit and 1 pass defended.

12/22 at New York Jets: Registered 7 tackles (2 solo) and 1 QB hit.

12/29 at Baltimore: Registered 4 tackles (3 solo) with 1 TFL, 1 pass defended, 2 QB hits and added a 7-yard sack of Robert Griffin III.

COLLEGE Started 46-of-52 games at Ohio State (2007-10)...recorded 163 tackles, 37.5 TFLs, 15.0 sacks and six quarterback pressures...recovered two fumbles, including one in the end zone for a touchdown...had one interception, and he returned it 80 yards, which, at the time, ranked as the seventh-longest return by a Buckeye in school history and the longest interception return by a defensive lineman...also caused two fumbles...earned first-team All-Big Ten Conference honors and the Bill Willis Award, given by the OSU coaches to the team's Outstanding Defensive Player in 2010...earned All-Big Ten Conference second-team honors and was the recipient of the Jack Stephenson Award, given by the coaching staff to the team's Outstanding Defensive Lineman, in 2009...earned Freshman All-American honors from Rivals.com, Scout.com and The Sporting News in 2007...graduated with a degree in human development.

CAMERON HEYWARD

PERSONAL

Attended Peachtree Ridge HS (Suwanee, Ga.)...a scholar-athlete, was named the 2006 Georgia Class 5A Defensive Player of the Year, helping Peachtree Ridge capture the state championship that season as a senior...totaled 88 tackles and 11.0 sacks during his senior campaign...son of former NFL and

University of Pittsburgh running back Craig "Iron-head" Heyward and Charlotte Heyward Blackwell... Cameron's stepfather, Cory Blackwell, played football at Wisconsin...married to Allie...the couple has one son, Callen Grey, and two daughters, Chloe and Caia...started his foundation, "The Heyward House" in May 2015...full name: Cameron Phillips Heyward.

HEYWARD'S 2019 GAME-BY-GAME STATISTICS

Date	Opponent	GP	GS	T	AT	TOT	Sacks	Yds	Int/Yds	PD	FF	FR
9/8	at New England	1	1	3	5	8	0.0	0.0	0/0	0	0	0
9/15	SEATTLE	1	1	3	0	3	0.0	0.0	0/0	1	0	0
9/22	at San Francisco	1	1	3	1	4	0.0	0.0	0/0	0	0	0
9/30	CINCINNATI	1	1	4	2	6	2.5	23.0	0/0	0	1	0
10/6	BALTIMORE	1	1	4	0	4	1.0	3.0	0/0	0	0	0
10/13	at L.A. Chargers	1	1	2	1	3	0.0	0.0	0/0	0	0	0
10/28	MIAMI	1	1	3	3	6	1.0	4.0	0/0	1	0	0
11/3	INDIANAPOLIS	1	1	4	2	6	0.0	0.0	0/0	0	0	0
11/10	L.A. RAMS	1	1	2	1	3	1.0	10.0	0/0	2	0	0
11/14	at Cleveland	1	1	5	1	6	0.0	0.0	0/0	0	0	0
11/24	at Cincinnati	1	1	2	4	6	1.0	8.0	0/0	0	0	0
12/1	CLEVELAND	1	1	3	3	6	0.5	1.0	0/0	0	0	1
12/8	at Arizona	1	1	2	1	3	1.0	5.0	0/0	0	0	0
12/15	BUFFALO	1	1	5	3	8	0.0	0.0	0/0	1	0	0
12/22	at N.Y. Jets	1	1	2	5	7	0.0	0.0	0/0	0	0	0
12/29	at Baltimore	1	1	3	1	4	1.0	7.0	0/0	1	0	0
SEASON TOTALS		16	16	51	32	83	9.0	61.0	0/0	6	1	1
NFL TOTALS		134	99	257	140	397	54.0	344.0	0/0	30	6	5

HEYWARD'S CAREER TOTALS

REGULAR SEASON

Year	Team	GP	GS	T	AT	TOT	Sacks	Yds	Int/Yds	PD	FF	FR
2011	Pittsburgh	16	0	6	3	9	1.0	8.0	0/0	1	1	0
2012	Pittsburgh	16	0	17	5	22	1.5	5.0	0/0	0	0	0
2013	Pittsburgh	16	13	45	18	63	5.0	41.0	0/0	7	0	1
2014	Pittsburgh	16	16	38	17	55	7.5	47.0	0/0	4	0	0
2015	Pittsburgh	16	16	39	15	54	7.0	35.0	0/0	2	1	0
2016	Pittsburgh	7	7	17	4	20	3.0	16.0	0/0	4	0	1
2017	Pittsburgh	15	15	30	15	45	12.0	71.0	0/0	3	2	1
2018	Pittsburgh	16	16	29	22	51	8.0	60.0	0/0	3	1	1
2019	Pittsburgh	16	16	51	32	83	9.0	61.0	0/0	6	1	1
NFL TOTALS		134	99	257	140	397	54.0	344.0	0/0	30	6	5

Additional Statistics: Has two blocked field goals, one, 11/1/15 vs. Cincinnati and 12/4/11 vs. Cincinnati...blocked an extra point 11/29/15 at Seattle.

Regular-Season Single-Game Highs:

Total Tackles: 10, vs. Miami; 12/8/13; **Solo Tackles:** 7, three times, last vs. Kansas City, 10/2/16; **Sacks:** 3.0, vs. Kansas City, 10/2/16; **Sack Yards:** 23.0, twice, last vs. Cincinnati, 9/30/19; **Passes Defensed:** 2, four times, last vs. Los Angeles Rams, 11/10/19; **Forced Fumbles:** 1, six times, last vs. Cincinnati, 9/30/19; **Fumble Recoveries:** 1, five times, last vs. Cleveland, 12/1/19.

POSTSEASON

Year	Team	GP	GS	T	AT	TOT	Sacks	Yds	Int/Yds	PD	FF	FR	
2011	Pittsburgh	1	0	3	0	3	0.0	0.0	0/0	0	0	0	
2014	Pittsburgh	1	1	2	0	2	0.0	0.0	0/0	0	0	0	
2015	Pittsburgh	2	2	1	0	1	1.0	11.0	0/0	0	1	0	
2016	Pittsburgh	RESERVE/INJURED LIST											
2017	Pittsburgh	1	1	1	0	1	0.0	0.0	0/0	0	0	0	
NFL TOTALS		5	4	7	0	7	1.0	11.0	0/0	0	1	0	

**MIKE HILTON**

CORNERBACK

HEIGHT: 5-9

WEIGHT: 184

COLLEGE: Mississippi

BORN: March 9, 1994

BIRTHPLACE: Fayetteville, GA

HOW ACQUIRED: FA - '16

NFL EXPERIENCE: 4th year

CAREER HIGHLIGHTS

His 6.5 career sacks are tied for the fourth-most in the NFL among defensive backs since he entered the League in 2017.

His 22 career TFLs are the second-most in the NFL among defensive backs since he entered the League in 2017.

PRO (47-14/1-0): Signed his one-year restricted free-agent tender with the Steelers on April 17, 2020...signed a one-year extension with the Steelers on January 16, 2018...signed a Reserve/Future contract with the Steelers on January 24, 2017...signed to the Steelers' practice squad on December 13, 2016...released by the New England Patriots on September 13, 2016...signed to the Patriots' practice squad September 6, 2016...released by the Jacksonville Jaguars on August 29, 2016...originally signed with the Jaguars as an undrafted rookie free agent on May 1, 2016.

2019 (16-8/0-0): Saw action in all 16 games and started eight...recorded a career-best 63 tackles (50 solo), 11 passes defended, 6 TFLs, 5 QB hits, 1.5 sacks, 1 forced fumble, 1 fumble recovery and 1 interception...among NFL cornerbacks, led the League in TFLs, ranked second in QB hits, third in passes defended and third in sacks...Hilton and New Orleans' LB Demario Davis were the only two players in the NFL in 2019 with 6 or more TFLs and 11 or more passes defended.

9/8 at New England: Recorded 5 solo tackles and 1 QB hit.

9/30 vs Cincinnati: Recorded 5 tackles (4 solo), 1 TFL and two passes defended.

10/6 vs Baltimore: Registered his fourth career interception and first of the season, picking off Lamar Jackson, which marked the second of three interceptions by the Steelers' defense in the game.

10/28 vs Miami: Forced a Dolphins' fumble in the fourth quarter that was recovered by Steelers CB Steve Nelson, which marked his first forced fumble of the season and second of his career.

11/3 vs Indianapolis: Recorded 6 solo tackles and added a 6-yard sack of Brian Hoyer in the fourth quarter.

11/24 at Cincinnati: Recorded 3 tackles (2 solo) and 3 passes defended.

12/1 vs Cleveland: Registered 5 tackles (3 solo) and 2 pass breakups.

12/8 at Arizona: Registered 5 tackles (4 solo).

12/15 vs Buffalo: Recorded 2 solo tackles and a fumble recovery.

12/22 at New York Jets: Led the team with 8 tackles (5 solo), with 1 TFL and added a pass defended.

12/29 at Baltimore: Recorded 3 tackles (2 solo) and split an 8-yard sack of Robert Griffin III with LB T.J. Watt.

COLLEGE Was a four-year letterman at Mississippi (2012-15)...played every position in the secondary...was a second-team All-SEC selection at safety as a senior in

MIKE HILTON

2015, and was a semifinalist for the Jim Thorpe Award...named the team's Most Valuable Senior by the Jackson Touchdown Club...led the team with 71 tackles as a junior in 2014...graduated with a degree in general studies.

PERSONAL Attended Sandy Creek (Ga.) HS...helped lead team to a 12-1 record and to the state playoffs as a senior... was an honorable mention Class AAA All-State honoree as a senior...broke the school record with nine interceptions as a junior...son of Michael and Cynthia Hilton...full name: Michael Hilton Jr.

HILTON'S 2019 GAME-BY-GAME STATISTICS

Date	Opponent	GP	GS	T	AT	TOT	Sacks	Yds	Int/Yds	PD	FF	FR
9/8	at New England	1	0	5	0	5	0.0	0.0	0/0	0	0	0
9/15	SEATTLE	1	1	3	1	4	0.0	0.0	0/0	0	0	0
9/22	at San Francisco	1	0	4	0	4	0.0	0.0	0/0	0	0	0
9/30	CINCINNATI	1	1	4	1	5	0.0	0.0	0/0	2	0	0
10/6	BALTIMORE	1	0	4	0	4	0.0	0.0	1/1	1	0	0
10/13	at L.A. Chargers	1	1	2	1	3	0.0	0.0	0/0	0	0	0
10/28	MIAMI	1	0	1	0	1	0.0	0.0	0/0	1	1	0
11/3	INDIANAPOLIS	1	1	6	0	6	1.0	6.0	0/0	0	0	0
11/10	L.A. RAMS	1	1	1	1	2	0.0	0.0	0/0	0	0	0
11/14	at Cleveland	1	0	3	0	3	0.0	0.0	0/0	1	0	0
11/24	at Cincinnati	1	1	2	1	3	0.0	0.0	0/0	3	0	0
12/1	CLEVELAND	1	0	3	2	5	0.0	0.0	0/0	2	0	0
12/8	at Arizona	1	0	4	1	5	0.0	0.0	0/0	0	0	0
12/15	BUFFALO	1	0	1	1	2	0.0	0.0	0/0	0	0	1
12/22	at N.Y. Jets	1	1	5	3	8	0.0	0.0	0/0	1	0	0
12/29	at Baltimore	1	1	2	1	3	0.5	4.0	0/0	0	0	0
SEASON TOTALS		16	8	50	13	63	1.5	10.0	1/1	11	1	1
NFL TOTALS		47	14	142	42	184	6.5	50.0	4/46	21	2	3

HILTON'S CAREER TOTALS

REGULAR SEASON

Year	Team	GP	GS	T	AT	TOT	Sacks	Yds	Int/Yds	PD	FF	FR
2017	Pittsburgh	16	4	42	12	54	4.0	34.0	2/45	6	1	0
2018	Pittsburgh	15	2	43	13	56	1.0	6.0	1/0	8	0	2
2019	Pittsburgh	16	8	50	13	63	1.5	10.0	1/1	11	1	1
NFL TOTALS		47	14	142	42	184	6.5	50.0	4/46	21	2	3

Career Regular-Season Special Teams Tackles (13): 10 in '17; 1 in '18; 2 in '19.

Regular-Season Single-Game Highs:

Total Tackles: 8, three times, last at New York Jets, 12/22/19; **Solo Tackles:** 6, four times, last vs. Indianapolis, 11/3/19; **Sacks:** 3.0, at Houston, 12/25/17; **Sack Yards:** 28.0, at Houston, 12/25/17; **Interceptions:** 1, four times, last vs. Baltimore, 10/6/19; **Interception Yards:** 26, vs. Tennessee, 11/16/17; **Passes Defensed:** 3, at Cincinnati, 11/24/19; **Forced Fumbles:** 1, twice, vs. Miami, 10/28/19; **Fumble Recoveries:** 1, three times, last vs. Buffalo, 12/15/19.

POSTSEASON

Year	Team	GP	GS	T	AT	TOT	Sacks	Yds	Int/Yds	PD	FF	FR
2017	Pittsburgh	1	0	0	0	0	0.0	0.0	0/0	0	0	0
NFL TOTALS		1	0	0	0	0	0.0	0.0	0/0	0	0	0



DEVLIN HODGES

QUARTERBACK

HEIGHT: 6-1

WEIGHT: 210

COLLEGE: Samford

BORN: Apr. 12, 1996

BIRTHPLACE: Kimberly, AL

HOW ACQUIRED: UDFA - '19

NFL EXPERIENCE: 2nd year

CAREER HIGHLIGHTS

First undrafted rookie QB to win his first three NFL starts since the Washington Football Team's Ed Rubbert in 1987 (replacement player during the 1987 NFL players' strike).

Only rookie undrafted QB in a non-strike season to win each of their first three starts in Super Bowl era (since 1966).

Registered the most wins by an undrafted rookie QB in the Super Bowl era (excluding replacement players during the strike in 1987).

First Samford QB to appear in a professional football game since Jimmy Tarrant of the 1946 Miami Seahawks.

First undrafted Steelers rookie with multiple completions in a single game since QB Tony Dungy on Oct. 9, 1977 at Houston.

Seventh rookie QB to win his first three NFL starts since 1999 and first since Lamar Jackson in 2018 (Carson Wentz, 2016; Mark Sanchez, 2009; Ben Roethlisberger, 2004; Craig Krenzel, 2004; Marc Bulger, 2002). Hodges and Krenzel are the only of the 7 quarterbacks to guide their respective teams to a pair of road wins in their first three starts as rookies.

First Steelers rookie QB to win his first three NFL starts since Ben Roethlisberger in 2004 and second third in franchise history (Mike Kruczek in 1976).

PRO (8-6/0-0): Promoted to the Steelers' active roster on September 16, 2019...signed to the Steelers' practice squad on September 10, 2019...released by Steelers on August 31, 2019...signed by Steelers as an undrafted free agent on May 13, 2019.

2019 (8-6/0-0): Saw action in 8 games and started six...helped the Steelers to a 3-3 record as a starting quarterback...completed 176 of 283 passes (62.2%) for 1,063 yards and 5 TDs...recorded a quarterback rating of 71.4...

rushed for 68 yards on 21 carries...completed 15 of 17 passes (84.2%) for 152 yards and 1 TD in the Week 14 victory at Arizona...his 84.2 completion percentage is tied for the eighth-highest in franchise history (minimum of 15 completions)...second quarterback in franchise history, and first since Ben Roethlisberger in 2004, to lead the Steelers to victory in each of his first 2 career starts...completed a team-long 79-yard TD pass at Cincinnati in Week 12.

10/6 vs Baltimore: Made his NFL debut following an injury to QB Mason Rudolph in the third quarter...completed 7 of 9 passes for 68 yards and rushed twice for 20 yards...became the first undrafted Steelers rookie with multiple completions in a single game since QB Tony Dungy on Oct. 9, 1977 at Houston...became the first Samford QB to appear in a professional football game since Jimmy Tarrant of the 1946 Miami Seahawks.

10/13 at L.A Chargers: Made his first NFL start, becoming the first Steelers QB to win a game in his first start since Ben Roethlisberger (9/26/04 vs Miami)...joined Roethlisberger, Steve Bono (10/4/87 at Atlanta), Mike Kruczek (10/17/67 vs. Cincinnati) and Ted Marchibroda (9/30/56 vs. Washington) as the only first-time starting QBs to lead the Steelers to victory in franchise history...completed 15-of-20 passes for 132 yards, 1 TD and 1 interception...added three rushing attempts for 8 yards.

11/24 at Cincinnati: Entered the game on Pittsburgh second drive of the second half and completed 5 of 11 passes for 118 yards and 1 TD for a 115.0 QB rating...went 2 of 2 for 90 yards on Pittsburgh's go-ahead scoring drive in the third quarter...completed a 79-yard TD pass to WR James Washington to take the lead for Pittsburgh.

12/1 vs Cleveland: Completed 14 of 21 passes for 212 yards, 1 TD and 1 interception for a QB rating of 95.7...completed three passes of 30+

2020 PLAYERS

DEVLIN HODGES

yards (all to WR James Washington)...connected with Washington for a game-tying 30-yard touchdown with 1:00 remaining in the first half.

12/8 at Arizona: Completed 16 of 19 passes for 152 yards, 1 TD and no interceptions for a QB rating of 117.5...completed a 2-yard TD pass to WR Dontae Johnson...also rushed five times for 34 yards...his 84.2 completion percentage is tied for the eighth-highest in franchise history (minimum of 15 completions).

12/15 vs Buffalo: Completed 23 of 38 passes for 202 yards 1 TD and 4 picks...connected with James Conner on an 11-yard TD in the third quarter.

12/22 at New York Jets: Completed 11 of 17 passes for 84 yards and 2 interceptions.

12/29 at Baltimore: Completed 9 of 25 passes for 95 yards.

COLLEGE Became the all-time leader in career passing yards in FCS history with 14,584 career passing yards, which broke the old FCS national record of 14,496, set by Steve McNair (Alcorn State 1991-94)...received the 2018 Walter Payton Award winner as the top offensive player in all of FCS football...set a school record for single-season passing yards, throwing for 4,283 yards during his senior season...threw for at least 400 yards in six games as a senior... won third-straight SoCon Offensive Player of the Year honor...threw for the most yards in school history his sophomore year (4,088)...appeared in nine games as a freshman...finished the season with 2,230 yards and 12 touchdowns...earned 2015 All-Freshman Team...graduated with a degree in sport administration.

PERSONAL Attended Mortimer-Jordan (Ala.) HS...four-year varsity starter... passed for 4,900 yards and 44 touchdowns in his final three seasons as the team's starting quarterback...son of Zane and Amy Hodges...full name: Devlin Hodges.

HODGES' 2019 GAME-BY-GAME STATISTICS

Date	Opponent	GP	GS	Att	Cmp	Pct.	Yds	Att	TD	Int	Lg	Sk	Lst	Rtg
9/22	at San Francisco						INACTIVE							
9/30	CINCINNATI						DID NOT PLAY							
10/6	BALTIMORE	1	0	9	7	77.8	68	7.8	0	0	18	0	0	98.1
10/13	at L.A. Chargers	1	1	20	15	75.0	132	6.6	1	1	26t	0	0	87.9
10/28	MIAMI						DID NOT PLAY							
11/3	INDIANAPOLIS						DID NOT PLAY							
11/10	L.A. RAMS						DID NOT PLAY							
11/14	at Cleveland						DID NOT PLAY							
11/24	at Cincinnati	1	0	11	5	45.5	118	10.7	1	0	79t	1	13	115.0
12/1	CLEVELAND	1	1	21	14	66.7	212	10.1	1	1	44	2	13	95.7
12/8	at Arizona	1	1	19	16	84.2	152	8.0	1	0	22	3	17	117.5
12/15	BUFFALO	1	1	28	23	60.5	202	5.3	1	4	34	4	34	43.9
12/22	at N.Y. Jets	1	1	17	11	64.7	84	4.9	0	2	18	3	19	37.0
12/29	at Baltimore	1	1	25	9	36.0	95	3.8	0	0	21	2	18	47.9
SEASON TOTALS		8	6	160	100	62.5	1,063	6.6	5	8	79t	15	114	71.4
NFL TOTALS		8	6	160	100	62.5	1,063	6.6	5	8	79t	15	114	71.4

HODGES' CAREER TOTALS

REGULAR SEASON

Year	Team	GP	GS	Att	Cmp	Pct.	Yds	Att	TD	Int	Lg	Sk	Lst	Rtg
2019	Pittsburgh	8	6	160	100	62.5	1,063	6.6	5	8	79t	15	114	71.4
NFL TOTALS		8	6	160	100	62.5	1,063	6.6	5	8	79t	15	114	71.4

Career Regular-Season Record as a Starter: 3-3 (.500); 3-3 (.500) in '19.

HODGES' CAREER RUSHING TOTALS**REGULAR SEASON**

Year	Team	Att	Yds	Avg	Lg	TD
2019	Pittsburgh	21	68	3.2	22	0
NFL TOTALS		21	68	3.2	22	0

Regular-Season Single-Game Highs:

Attempts: 38, vs. Buffalo, 12/15/19; **Completions:** 23, vs. Buffalo, 12/15/19; **Completion Percentage (Min. 20 Att.):** 75.0, at L.A. Chargers, 10/13/19; **Passing Yards:** 212, vs. Cleveland, 12/1/19; **Yards/Attempt (Min. 10 Att.):** 10.7, at Cincinnati, 11/24/19; **Touchdowns:** 1, five times, last vs. Buffalo, 12/15/19; **Interceptions:** 4, vs. Buffalo, 12/15/19; **Long:** 79t, at Cincinnati, 11/24/19; **QB Rating:** 117.5, at Arizona, 12/8/19; **Rushing Attempts:** 5, twice, last at Arizona, 12/8/19; **Rushing Yards:** 34, at Arizona, 12/8/19; **Rushing Long:** 22, at Arizona, 12/8/19.

HODGES' 100+ PASSER RATING GAMES (2)**REGULAR SEASON – 2 (1-0 AS A STARTER)**

Date	Opponent	Att	Comp	Yds	Pct	TD	Int	LG	Rating	Result
12/8/19	at Arizona	19	16	152	84.2	1	0	22	117.5	W, 23-17
11/24/19	at Cincinnati	11	5	118	45.5	1	0	79T	115.0	W, 16-10

HODGES IN CLOSE GAMES (INCLUDING POSTSEASON)

Date	Opponent	Score	Result	Margin
12/22/19	at N.Y. Jets	16-10	L	-6
12/15/19	BUFFALO	17-10	L	-7
12/8/19	at Arizona	23-17	W	+6
12/1/19	CLEVELAND	20-13	W	+7
11/24/19	at Cincinnati	16-10	W	+6
10/13/19	at L.A. Chargers	24-17	W	+7
10/6/19	BALTIMORE	26-23	L	-3

Overall Record in Games Decided By Six Points or Less: 4-3

HODGES' MISCELLANEOUS CAREER STATISTICS

Hodges' Career Touchdown Passes (By Target): (5 Total)

REGULAR SEASON – 5

James Conner (2); James Washington (2); Diontae Johnson (1).



ANTHONY JOHNSON

WIDE RECEIVER

HEIGHT: 6-2

WEIGHT: 220

COLLEGE: Buffalo

BORN: Jan. 29, 1995

BIRTHPLACE: Rock Hill, SC

HOW ACQUIRED: FA - '20

NFL EXPERIENCE: 1st year

PRO (0-0/0-0): Signed a Reserve/Future contract with the Steelers on January 8, 2020...practice-squad contract with the Los Angeles Chargers expired on January 6, 2020...signed to the Chargers' practice squad on September 11, 2019...waived by the Tampa Bay Buccaneers on August 30, 2019...signed with the Buccaneers as an undrafted free agent on May 10, 2019.

with 2,367 career receiving yards and third with 25 career TDs in only 25 career games...one of only three receivers in school history to have a pair 1,000-yard receiving seasons...transferred to Buffalo after playing at Iowa Western Community College (2015) and Butler Community College (2014)...graduated in 2018 with a degree in sociology.

COLLEGE Three-time starter at the University at Buffalo (2016-18)...two-time All-MAC selection (2017-18)...led the Bulls with 57 receptions for 1,011 yards and 11 TDs in 2018...finished his career ranked fourth in school history

PERSONAL Attended South Pointe HS (Rock Hill, S.C.)...an all-area pick after a 46-catch, 11-TD season as a senior in 2013...an all-state selection in basketball...three cousins play in the NFL, including Jadeveon Clowney...full name: Anthony Johnson.



DIONTAE JOHNSON

WIDE RECEIVER

HEIGHT: 5-10

WEIGHT: 183

COLLEGE: Toledo

BORN: July 5, 1996

BIRTHPLACE: Ruskin, FL

HOW ACQUIRED: D3a - '19 (#66)

NFL EXPERIENCE: 2nd year

CAREER HIGHLIGHTS

In 2019, led the NFL in punt-return average (12.4).

Fifth player in franchise history to lead the League and first since the 1970 AFL-NFL merger.

In 2019, ranked among the rookie leaders in receptions (59, 1st), receiving yards (680, 6th) and TD grabs (5, t-7th).

His 59 receptions in 2019 ranked second in franchise history among rookies.

In 2019, became the third Steelers rookie in franchise history with 50 or more receptions in a season (Troy Edwards, 61, 1999; JuJu Smith-Schuster, 58, 2017).

Returned a punt 85 yards for a TD (12/8/19 at ARI), Pittsburgh's first since Dec. 6, 2015 (Antonio Brown vs IND), and the longest punt return for a TD in franchise history.

In 2019, became the first Steelers' rookie with a punt return for a TD since Santonio Holmes (vs. Carolina on 12/17/06), the fourth player in franchise history with a punt return for a TD and TD reception in the same game (Antonio Brown-3; Louis Lipps-2; Roy Jefferson), and first to do so since Antonio Brown (vs. Indianapolis 12/6/15), and the second rookie in franchise history with a punt return for a TD and TD reception in the same game and first to do so since Louis Lipps (at New Orleans 11/19/84).

DIONTAE JOHNSON

PRO (16-12): Drafted by the Pittsburgh Steelers with the team's first of its two picks in the third round (66th overall) in the 2019 NFL Draft.

2019 (16-12): Saw action in all 16 games with 12 starts...finished his rookie campaign with 59 receptions for 680 yards and 5 TD catches, four rushes for 41 yards and returned 20 punts on special teams for 248 yards, including an 85-yard TD return...his 59 catches ranked second in franchise history among rookies and lead all rookies in 2019...his 85-yard punt return for a TD was Pittsburgh's first since Dec. 6, 2015 (Antonio Brown vs IND), and the longest punt return for a TD in franchise history.

9/8 at New England: Made his NFL debut...caught 3 passes for 25 yards.

9/15 vs Seattle: Caught 1 pass for 17 yards and returned his first NFL punt for 11 yards.

9/22 at San Francisco: Made his first NFL start...recorded 3 catches for 52 yards and 1 TD and rushed 1 time for 6 yards...registered the first TD of his career, a 39-yard TD reception from Rudolph in the fourth quarter.

9/30 vs Cincinnati: Caught 6 passes for 77 yards, including a 43-yard TD reception from in the third quarter.

10/6 vs Baltimore: Caught 5 passes for 27 yards.

10/28 vs Miami: Caught 5 passes for a career-best 84 yards and a TD...hailed in a 45-yard TD pass from Rudolph...the 45-yard reception for Johnson was the longest of his career.

11/10 vs L.A. Rams: Caught 4 passes for 64 yards.

11/24 at Cincinnati: Caught 3 passes for 29 yards and returned 4 punts for 21 yards.

12/1 vs Cleveland: Caught 1 pass for 14 yards and rushed 1 for 17 yards...also returned 2 punts for 14 yards on special teams.

12/8 at Arizona: Lead the team with 6 catches for 60 yards, including a 2-yard TD reception from QB Devlin Hodges near the end of the third quarter...added a 16-yard rush and returned 2 punts, including an 85-yard punt returned for a TD - Pittsburgh's first punt returned for a TD since Antonio Brown raced 71 yards for a TD vs. Indianapolis on Dec. 6, 2015.

12/15 vs Buffalo: Caught 5 passes for 62 yards.

12/22 at New York Jets: Caught 8 passes for 81 yards and hauled in a 29-yard TD pass from Rudolph with :09 seconds remaining in the first half that tied the score...became the third Steelers rookie in franchise history with 50 or more receptions in a season.

12/29 at Baltimore: Led the team with 4 catches for 54 yards...returned 2 punts for 24 yards.

COLLEGE Totaled 137 receptions for 2,276 yards and 24 TDs in 38 games played at Toledo...ranks fifth in school history in TD receptions...returned 79 kickoffs (1,849 yards) for a 23.4 return average and 2 TDs and 17 punt returns (243 yards) with 2 return scores...garnered MAC Special Teams Player of the Year honors in his last year at Toledo...First-Team All-MAC selection as a wide receiver and punt returner and Second-Team as a kickoff returner...led offense in receptions (43) and receiving yards (663) with 7 TD catches, along with a punt return and kickoff return for a TD...in his junior year, tabbed First-Team All-MAC as a wide receiver and punt returner and second-team as a kickoff returner...hailed in 74 catches for a school-record 1,278 yards and 13 TDs, adding 683 kickoff return yards...averaged 148.0 all-purpose yards per game, most in the MAC and seventh in the nation redshirted due to injury in his sophomore season...saw action as a freshman in 11 games, making 14 receptions for 237 yards and 3 TDs...graduated with a degree in interdisciplinary studies.

DIONTAE JOHNSON

PERSONAL

Played wide receiver and quarterback at Lennard High School (Ruskin, Fla.)...caught 35 passes for 1,017 yards and 9 TDs as a senior at wide receiver, scoring TDs by kickoff returns (3), punt returns (2) and interception-return (1)...threw for 988 yards and 7 TDs in his junior campaign...threw for 430 yards and 3 TDs as a sophomore...son of Leo Johnson and Felicia Boyer...full name: Diontae Lamarcus Johnson.

JOHNSON'S 2019 GAME-BY-GAME STATISTICS

Date	Opponent	GP	RECEIVING					Lg	TD	RUSHING			
			GS	Att	Yds	Avg	No			Yds	Avg	Lg	TD
9/8	at New England	1	0	3	25	8.3	9	0	0	0	0.0	0	0
9/15	SEATTLE	1	0	1	17	17.0	17	0	0	0	0.0	0	0
9/22	at San Francisco	1	1	3	52	17.3	39t	1	1	6	6.0	6	0
9/30	CINCINNATI	1	1	6	77	12.8	43t	1	0	0	0.0	0	0
10/6	BALTIMORE	1	1	5	27	5.4	14	0	0	0	0.0	0	0
10/13	at L.A. Chargers	1	1	2	14	7.0	7	0	0	0	0.0	0	0
10/28	MIAMI	1	1	5	84	16.8	45t	1	0	0	0.0	0	0
11/3	INDIANAPOLIS	1	1	1	3	3.0	3	0	1	2	2.0	2	0
11/10	L.A. RAMS	1	1	4	64	16.0	30	0	0	0	0.0	0	0
11/14	at Cleveland	1	1	1	6	6.0	6	0	0	0	0.0	0	0
11/24	at Cincinnati	1	0	3	29	9.7	14	0	0	0	0.0	0	0
12/1	CLEVELAND	1	1	1	14	14.0	14	0	1	17	17.0	17	0
12/8	at Arizona	1	1	6	60	10.0	18	1	1	16	16.0	16	0
12/15	BUFFALO	1	0	5	62	12.4	29	0	0	0	0.0	0	0
12/22	at N.Y. Jets	1	1	8	81	10.1	29t	1	0	0	0.0	0	0
12/29	at Baltimore	1	1	4	54	13.5	21	0	0	0	0.0	0	0
SEASON TOTALS		16	12	59	680	11.5	45t	5	4	41	10.3	17	0

PUNT RETURNS

Date	Opponent	No	FC	Yds	Avg	Lg	TD
9/15	SEATTLE	1	0	11	11.0	11	0
11/10	L.A. RAMS	3	0	22	7.3	14	0
11/14	at Cleveland	1	1	10	10.0	10	0
11/24	at Cincinnati	4	2	21	5.3	7	0
12/1	CLEVELAND	2	0	14	7.0	13	0
12/8	at Arizona	2	1	87	43.5	85t	1
12/15	BUFFALO	2	3	20	10.0	13	0
12/22	at N.Y. Jets	3	0	40	13.3	17	0
12/29	at Baltimore	2	0	24	12.0	13	0
SEASON TOTALS		20	7	248	12.4	85t	1

JOHNSON'S CAREER TOTALS

REGULAR SEASON

Date	Opponent	GP	RECEIVING					Lg	TD	RUSHING			
			GS	Att	Yds	Avg	No			Yds	Avg	Lg	TD
2019	Pittsburgh	16	12	59	680	11.5	45t	5	4	41	10.3	17	0

PUNT RETURNS

Year	Team	No	FC	Yds	Avg	Lg	TD
2019	Pittsburgh	20	7	248	12.4	85t	1



JARRON JONES

OFFENSIVE LINE

HEIGHT: 6-6

WEIGHT: 320

COLLEGE: Notre Dame

BORN: March 11, 1994

BIRTHPLACE: Rochester, NY

HOW ACQUIRED: FA - '20

NFL EXPERIENCE: 1st year


PRO (0-0): Signed by the Pittsburgh Steelers as an undrafted free agent on April 20, 2020...selected by the New York Guardians in the first round (6th among offensive linemen) of the 2020 NFL Draft...waived by the Buffalo Bills on August 31, 2019...signed by the Bills on August 6, 2019...waived by the Detroit Lions on May 2, 2019...signed to a Reserve/Futures contract by the Lions...added to the Lions' practice squad on December 12, 2018...released from the Washington Football Team's practice squad on November 19, 2018...added to Washington's practice squad on November 6, 2018...released from the Tampa Bay Buccaneers' practice squad on October 15, 2018...added to the Buccaneers' practice squad on September 12, 2018...waived by the Buccaneers on September 1, 2018...signed by the Buccaneers on August 7, 2018...waived by the New York Giants on August 1, 2018...signed by the Giants on June 11, 2018...waived by the Dallas Cowboys on May 21, 2018...signed to a Reserve/Futures contract by the Cowboys on January 1, 2018...added to the Cowboys' practice squad on September 20, 2017...released from the Seattle Seahawks' practice squad on September 13, 2017...added to the Seahawks' practice squad on September 4, 2017...waived by the Giants on September 2, 2017...signed by the Giants as an undrafted free agent on May 12, 2017.

2019 (0-0) (DET/BUF/XFL): Spent time with the Detroit Lions and Buffalo Bills before being drafted by the XFL's New York Guardians.

COLLEGE Saw action in 36 regular-season games with 17 starts at Notre Dame...registered 45 tackles, 2.0 sacks and a team-high 11 tackles for loss as a fifth-year senior in 2016...had a dominant game against Miami (Fla.), recording 7 tackles, including 6 for a loss and 1.0 sack...the 6 TFLs were the most by any player in the FBS that season...23rd FBS player since 2000 to have at least 6 TFLs in a game...named the Football Writers' Association of American (FWAA)/Bronko Nagurski National Defensive Player of the Week for his performance...suffered a torn MCL the August

before his senior season that kept him sidelined until bowl practices...returned to the lineup for the Irish in the BattleFrog Fiesta Bowl against Ohio State...pressured Buckeyes' quarterback J.T. Barrett into a third quarter interception that eventually led to an Irish TD...as a junior in 2014, started in the first 11 games of the season before suffering a season-ending foot injury...tied Sheldon Day for the most tackles by an Irish defensive lineman with 40 and tied for second on the team with 7.5 TFLs...as a sophomore in 2012, appeared in 12 games with 1 start...registered 20 tackles (1 for loss), 1.0 sack and 1 forced fumble...did not see action as a freshman...graduated with a degree in sociology.

PERSONAL Attended the Aquinas Institute (Rochester, N.Y.) where he played on the offensive and defensive line for the Li'l Irish...rated No. 20 player nationally by MaxPreps and Tom Lemming...listed 107th on 247Sports rating of national prospects...ranked No. 10 offensive tackle in the nation and second-best player in New York by 247Sports...listed as second-best player in New York and 14th-best defensive tackle in his class by Rivals.com...two-time first-team defensive lineman on New York State Sportswriters Association Class A all-state team...played in U.S. Army All-American Bowl in San Antonio...helped the Li'l Irish win back-to-back New York Section V Class A titles in 2010 and 2011...as a senior in 2011, named a first-team defensive lineman on All-Greater Rochester team by Rochester Democrat and Chronicle after registering 71 tackles, 5 sacks, a fumble recovery, 9 pass breakups and 2 blocked field goals...as a junior in 2010, notched 68 tackles (32 solo), 14 TFLs, 10.0 sacks, 1 interception, 4 pass breakups, 4 forced fumbles and 1 fumble recovery...also played basketball at Aquinas...recorded a triple-double on Jan. 27, 2012, recording a school record 33 rebounds to go with 20 points and 11 blocks...son of Matthew and Lakiescha Jones...younger brother Jamir Jones was a defensive lineman at Notre Dame from 2016-2019 and was signed by the Houston Texans as an undrafted rookie free agent following the 2020 NFL Draft...full name: Jarron Jones.

**JOHN KEENOY**

CENTER

HEIGHT: 6-3

WEIGHT: 300

COLLEGE: Western Michigan

BORN: February 26, 1997

BIRTHPLACE: Grand Rapids, MI

HOW ACQUIRED: FA - '20

NFL EXPERIENCE: 1st year

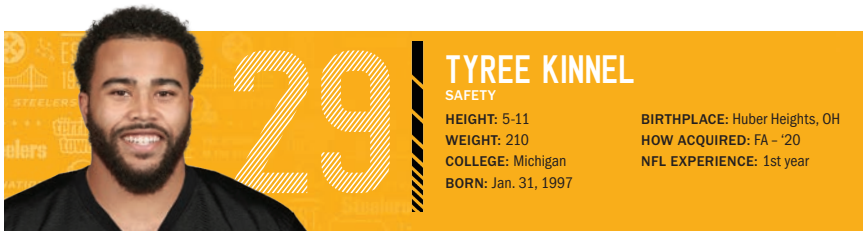
PRO (0-0): Signed by the Pittsburgh Steelers as an undrafted free agent on April 16, 2020...selected by the New York Guardians in the ninth round (69th among offensive lineman) of the 2020 XFL Draft...released from the Minnesota Vikings' practice squad on December 31, 2019...added to the Vikings' practice squad on November 14, 2019...released by the Vikings on August 31, 2019...originally signed as an undrafted rookie free agent with the Vikings on April 29, 2019.

2019 (0-0) (MIN/XFL): Spent training camp with the Minnesota Vikings and spent time on the Vikings' practice squad before being drafted by the XFL's New York Guardians.

COLLEGE Started 63 of 64 career games at center for Western Michigan... one-time First-Team All-MAC selection, two-time

Second-Team All-MAC selection and three-time MAC Distinguished Scholar-Athlete and Academic All-MAC selection...as a senior in 2018, played 1,000 snaps, third-most on the team, starting all 13 games...as a junior in 2017, started 11 games, taking 801 snaps and was the only junior voted by his teammates for the "Captain's Award"...as a sophomore, started all 14 games as a member of the Broncos offensive line that was ranked No. 4 in the country by Pro Football Focus...started 12 games as a freshman...earned a degree in business

PERSONAL Attended East Kentwood (Mich.) High School...two-time first-team all-conference offensive lineman...all-state honorable mention...named Detroit Free Press first-team all-state...rated the No. 1 center in the state of Michigan...son of John and Melissa Keenoy... full name: John Keenoy.

**TYREE KINNEL**

SAFETY

HEIGHT: 5-11

WEIGHT: 210

COLLEGE: Michigan

BORN: Jan. 31, 1997

BIRTHPLACE: Huber Heights, OH

HOW ACQUIRED: FA - '20

NFL EXPERIENCE: 1st year

PRO (0-0): Signed by the Pittsburgh Steelers as an undrafted free agent on March 30, 2020...selected by the DC Defenders in the eighth round (61st among defensive backs) of the 2020 XFL Draft...waived by the Cincinnati Bengals on August 31, 2019...originally signed by the Bengals as an undrafted free agent on May 10, 2019.

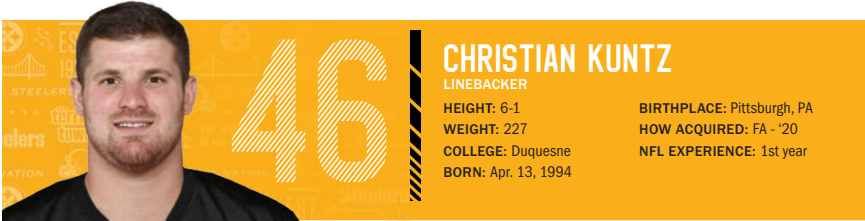
2019 (0-0) (CIN/XFL): Spent training camp with the Cincinnati Bengals before being waived prior to Week 1 of the season...was later drafted by the XFL's DC Defenders.

COLLEGE Four-year letterwinner at Michigan...two-time All-Big Ten honoree (honorable mention, coaches and media, 2017-18)...appeared in 46 career games with 26 starts at free safety...steady special teams contributor throughout his career...contributed 162 tackles and 9.5 tackles for loss with 2 interceptions during his career...as a senior in 2018, recorded 74 tackles (3 for loss) and was voted team captain by his teammates...appeared in the East-West Shrine Game...as a junior in 2017, notched 70 tackles, 11 pass breakups, 5.5 TFLs, 2 interceptions returned

TYREE KINNEL

for 28 yards and 1 TD earning team's Most Improved Defensive Player...posted 17 tackles and 1 forced fumble as a sophomore in 2016...contributed on special teams as a freshman in 2015.

PERSONAL Attended Wayne High School (Huber Heights, Ohio)...Rivals.com four-star prospect, the No. 15 safety and No. 10 prospect in the state of Ohio...four-star prospect, the No. 10 safety nationally and No. 1 safety in Ohio according to Scout.com...full name: Tyree Kinnel.

**CHRISTIAN KUNTZ**

LINEBACKER

HEIGHT: 6-1

WEIGHT: 227

COLLEGE: Duquesne

BORN: Apr. 13, 1994

BIRTHPLACE: Pittsburgh, PA

HOW ACQUIRED: FA - '20

NFL EXPERIENCE: 1st year

PRO (0-0/0-0): Signed with the Pittsburgh Steelers as a free agent on March 30, 2020...played for the XFL's Dallas Renegades in the spring of 2020...released by the Steelers on August 31, 2019...signed by the Steelers on August 15, 2019...waived by the Jacksonville Jaguars on June 13, 2019...signed to the Jaguars' practice squad on December 17, 2018...waived by the Denver Broncos on June 14, 2018...signed by the Broncos on March 21, 2018...released by the New England Patriots on August 29, 2017...originally entered the NFL as an undrafted free agent, signing with the Patriots on August 28, 2017.

2019 (0-0) Spent training camp with the Jacksonville Jaguars but was released prior to the regular season...joined the XFL's Dallas Renegades in the spring.

COLLEGE Northeast Conference career sacks leader with 30.5...his 71.5 career TFLs rank fourth on the NCAA all-time FCS list...two-time NEC Defensive Player of the Year...first Duquesne player to earn All-American honors three times (STATS FCS third team as a sophomore and first team as a junior & senior)...named second team Associated Press All-America in 2015 and 2016...team captain in 2016...started all 11 games at outside linebacker as a redshirt senior...led the NEC in sacks (11.5) and tackles for loss (24.0) in helping the Dukes to a share of the conference title...suffered an injury that led to redshirting his junior year.

PERSONAL Played football and basketball at Chartiers Valley High School (Pittsburgh, Pa.)...majored in supply chain management...full name: Christian Kuntz.



JUSTIN LAYNE

CORNERBACK

HEIGHT: 6-2

WEIGHT: 192

COLLEGE: Michigan State

BORN: Jan. 12, 1998

BIRTHPLACE: Cleveland, OH

HOW ACQUIRED: D3b - '19 (#83)

NFL EXPERIENCE: 2nd year

PRO (10-0): Drafted by the Steelers with the team's first of its two picks in the third round (66th overall) in the 2019 NFL Draft.

2019 (10-0): Saw action in 10 games, contributing mostly on special teams...notched 3 special teams tackles.

COLLEGE Three-year letterwinner, playing in 34 games (26 starts) at cornerback for Michigan State...recorded 130 career tackles, including 4.5 tackles for loss and a half-sack...added 24 career passes defended and 3 interceptions...began his Spartans' career as a wide receiver before transitioning to cornerback midway through his 2016 season...during his junior year, was recognized as Second-Team All-Big Ten selection...recipient of Spartans' most outstanding underclass back award on defense...recorded a career-high 15 pass breakups, tied as the eighth-most in a single-season in school history...earned

honorable mention All-Big Ten accolades after his sophomore season...recorded 40 tackles in 13 games with nine starts...ranked second on the defense with 8 passes defended...saw action in nine games as a freshman, one at wide receiver and eight at cornerback, starting five of the last seven contests...totaled 18 tackles, 1.5 tackles for loss and an interception...majored in interdisciplinary studies in social science.

PERSONAL A three-year starter at Benedictine (Cleveland, Ohio) High School...logged a career-high 46 catches for 790 yards (17.2 average) and 11 touchdowns in 2015, adding three punt returns for touchdowns...set a school single-game record with 12 catches for 187 yards and two touchdowns in a regional final...caught 36 passes for 866 yards and 12 touchdowns as a senior...hailed in seven interceptions in 2014...also a four-year letterman in basketball, and track and field...son of Deondre Layne and Vanessa Easterling...full name: Justin Layne.

LAYNE'S 2019 GAME-BY-GAME STATISTICS

Date	Opponent	GP	GS	T	AT	TOT	Sacks	Yds	Int/Yds	PD	FF	FR
9/8	at New England						INACTIVE					
9/15	SEATTLE						INACTIVE					
9/22	at San Francisco	1	0	0	0	0	0.0	0.0	0/0	0	0	0
9/30	CINCINNATI						DID NOT PLAY					
10/6	BALTIMORE						DID NOT PLAY					
10/13	at L.A. Chargers	1	0	0	0	0	0.0	0.0	0/0	0	0	0
10/28	MIAMI						INACTIVE					
11/3	INDIANAPOLIS						INACTIVE					
11/10	L.A. RAMS	1	0	0	0	0	0.0	0.0	0/0	0	0	0
11/14	at Cleveland	1	0	0	0	0	0.0	0.0	0/0	0	0	0
11/24	at Cincinnati	1	0	0	0	0	0.0	0.0	0/0	0	0	0
12/1	CLEVELAND	1	0	0	0	0	0.0	0.0	0/0	0	0	0
12/8	at Arizona	1	0	0	0	0	0.0	0.0	0/0	0	0	0
12/15	BUFFALO	1	0	0	0	0	0.0	0.0	0/0	0	0	0
12/22	at N.Y. Jets	1	0	0	0	0	0.0	0.0	0/0	0	0	0
12/29	at Baltimore	1	0	0	0	0	0.0	0.0	0/0	0	0	0
SEASON TOTALS		10	0	0	0	0	0.0	0.0	0/0	0	0	0

Career Regular-Season Special Teams Tackles (3): 3 in '19.



PAXTON LYNCH

QUARTERBACK

HEIGHT: 6-7

WEIGHT: 244

COLLEGE: Memphis

BORN: Feb. 12, 1994

BIRTHPLACE: Deltona, FL

HOW ACQUIRED: FA - '19

NFL EXPERIENCE: 3rd year

PRO (5-4): Signed by the Pittsburgh Steelers as a free agent on October 11, 2019... released by the Seattle Seahawks on August 31, 2019... signed by the Seahawks on January 17, 2019... released by the Denver Broncos on September 3, 2018... originally drafted by the Broncos in the first round of the 2016 NFL Draft (26th overall).

2019 (0-0) (SEA/PIT): Spent training camp with the Seahawks before being released prior to Week 1 of the season... signed by the Steelers and designated active for two games but did not play.

COLLEGE Started all 38 games played at the University of Memphis, completing 758-of-1,205 passes (62.9%) for 8,863 yards with 59 TDs and 23 interceptions in addition to rushing for 17 TDs... started all 13 games in his final collegiate season as a redshirt junior, completing 296-of-443 passes (66.8%) for 3,776 yards with 28 TDs and four interceptions... named one of five finalists for the Johnny Unitas Golden Arm Award and a semifinalist for the Davey O'Brien National Quarterback Award and the 79th Maxwell Award in addition to first-team

All-American Conference... tied an NCAA record for the most TD passes (7) in a half in the first half against SMU (11/28/15)... started all 13 games for the Tigers in 2014, completing 259-of-413 passes (62.7%) for 3,031 yards with 22 TDs and nine interceptions in addition to rushing for 321 yards and 13 TDs... established a school record for total yards of offense (3,352) while earning AAC Second-Team honors... started 12 games as a redshirt freshman, throwing for 2,056 yards on 203-of-349 passing (58.2%) with 9 TDs and 10 interceptions... redshirted during his true freshman season at Memphis.

PERSONAL Played quarterback at Trinity Christian Academy in Deltona, Fla... passed for more than 3,000 yards combined during his junior and senior seasons despite missing half of his final season with a knee injury... threw for 237 yards and 3 TDs in the Central Florida All-Star Game in December of 2011, earning the game's MVP award... majored in Sports and Leisure Management at the University of Memphis... earned Tiger 3.0 list recognition for the Fall 2012, Spring 2013 and Spring 2014 semesters... born on Feb. 12, 1994, in San Antonio... full name: Paxton Lynch.

LYNCH'S CAREER TOTALS

REGULAR SEASON

Year	Team	GP	GS	Att	Cmp	Pct	Yds	Att	TD	Int	Lg	Sk	Lst	Rtg
2016	DEN	3	2	83	49	59.0	497	6.0	2	1	31	9	42	79.2
2017	DEN	2	2	45	30	66.67	295	6.56	2	3	30	9	51	72.0
NFL TOTALS		5	4	128	79	61.7	792	6.2	4	4	31	18	93	76.7

Career Regular-Season Record as a Starter: 1-3 (.250); 1-1 (.500) in '16 and 0-2 (.000) in '17.

LYNCH'S CAREER RUSHING TOTALS

Year	Team	Att	Yds	Avg	Lg	TD
2016	DEN	11	25	2.3	10	0
2017	DEN	5	30	6.0	11	0
NFL TOTALS		16	55	3.4	11	0

Regular-Season Single-Game Highs:

Attempts: 35, vs. Atlanta, 10/9/16; **Completions:** 23, vs. Atlanta, 10/9/16; **Pct.:** 67.74, vs. Kansas City, 12/31/17; **Yards:** 254, vs. Kansas City, 12/31/17; **Yards/Attempt:** 8.19, vs. Kansas City, 12/31/17; **Touchdowns:** 2, vs. Kansas City, 12/31/17; **Interceptions:** 2, vs. Kansas City, 12/31/17; **Long:** 31, at Tampa Bay, 10/2/16; **Sacks:** 6, vs. Atlanta, 10/9/16; **Yards Lost:** 40, vs. Atlanta, 10/9/16; **Rating:** 94.1, at Tampa Bay, 10/2/16.

2020 PLAYERS

PAXTON LYNCH

LYNCH IN CLOSE GAMES (INCLUDING POSTSEASON)

Date	Opponent	Score	Result	Margin
12/131/17	Kansas City	24-27	L	-3
10/9/16	Atlanta	16-23	L	-7
11/26/17	at Oakland	14-21	L	-7

Overall Record in Games Decided By Six Points or Less: 0-1

LYNCH'S MISCELLANEOUS CAREER STATISTICS

Lynch's Career Touchdown Passes (By Target): (4 Total)

REGULAR SEASON - 4

Demaryius Thomas (2); Emanuel Sanders (1); De'Angelo Henderson (1).

MEDIA INFORMATION

FOOTBALL STAFF

2020 PLAYERS

2019 IN REVIEW

STEELERS HISTORY

RECORDS



DANIEL MCCULLERS
DEFENSIVE TACKLE

HEIGHT: 6-7 BIRTHPLACE: Raleigh, NC
 WEIGHT: 352 HOW ACQUIRED: D6b - '14 (#215)
 COLLEGE: Tennessee NFL EXPERIENCE: 6th year
 BORN: Aug. 11, 1992

PRO (73-2/6-0): Signed a new one-year contract with the Pittsburgh Steelers on March 22, 2018...drafted by the Steelers with the team's second of two sixth round selections (215th overall) of the 2014 NFL Draft.

2019 (16-0/0-0): Saw action in 16 games...recorded 8 tackles (3 solo) and 1 passed defensed.

COLLEGE Started 19-of-24 games at Tennessee (2012-13), recording 72 tackles, 10.0 TFLs, 1.5 sacks, 6 QB pressures, 1 fumble recovery, 1 forced fumble, 2 pass breakups and 2 blocked kicks...also attended Georgia Military College, starting 14-of-18 games (2010-11), where he recorded 64 tackles, 16.0 TFLs, 5.0 sacks and

1 forced fumble...while at Tennessee, received All-SEC third-team honors from The NFL Draft Report in 2013...in his final season at Georgia Military College in 2011, he received a four-star rating from Rivals.com, as that recruiting service regarded him as the best defensive tackle and sixth-best overall junior college player in the country...majored in arts & sciences.

PERSONAL Attended Southeast Raleigh HS (Garner, N.C.)...was a three-time all-conference selection that helped lead his team to a 10-3 record as a senior in 2009...also earned second team All-State honors as a senior after recording 29 tackles and 5.0 sacks...posted a strong junior campaign in 2008 with 55 tackles and 4.0 sacks...son of Donnie McCullers...full name: Daniel Ray McCullers-Sanders.

MCCULLERS' 2019 GAME-BY-GAME STATISTICS

Date	Opponent	GP	GS	T	AT	TOT	Sacks	Yds	Int/Yds	PD	FF	FR
9/8	at New England	1	0	0	0	0	0.0	0.0	0/0	0	0	0
9/15	SEATTLE	1	0	1	1	2	0.0	0.0	0/0	0	0	0
9/22	at San Francisco	1	0	0	0	0	0.0	0.0	0/0	0	0	0
9/30	CINCINNATI	1	0	0	0	0	0.0	0.0	0/0	0	0	0
10/6	BALTIMORE	1	0	0	0	0	0.0	0.0	0/0	0	0	0
10/13	at L.A. Chargers	1	0	0	0	0	0.0	0.0	0/0	1	0	0
10/28	MIAMI	1	0	0	0	0	0.0	0.0	0/0	0	0	0
11/3	INDIANAPOLIS	1	0	0	0	0	0.0	0.0	0/0	0	0	0
11/10	L.A. RAMS	1	0	0	0	0	0.0	0.0	0/0	0	0	0
11/14	at Cleveland	1	0	1	1	2	0.0	0.0	0/0	0	0	0
11/24	at Cincinnati	1	0	0	0	0	0.0	0.0	0/0	0	0	0
12/1	CLEVELAND	1	0	0	0	0	0.0	0.0	0/0	0	0	0
12/8	at Arizona	1	0	0	0	0	0.0	0.0	0/0	0	0	0
12/15	BUFFALO	1	0	1	0	1	0.0	0.0	0/0	0	0	0
12/22	at N.Y. Jets	1	0	0	1	1	0.0	0.0	0/0	0	0	0
12/29	at Baltimore	1	0	0	2	2	0.0	0.0	0/0	0	0	0
SEASON TOTALS		16	0	3	5	8	0.0	0.0	0/0	1	0	0
NFL TOTALS		73	2	21	20	41	2.5	15.0	0/0	2	0	0

MCCULLERS' CAREER TOTALS

REGULAR SEASON

Year	Team	GP	GS	T	AT	TOT	Sacks	Yds	Int/Yds	PD	FF	FR
2014	Pittsburgh	9	0	1	1	2	0.0	0.0	0/0	0	0	0
2015	Pittsburgh	12	0	4	4	8	0.5	3.0	0/0	0	0	0
2016	Pittsburgh	16	1	10	7	17	1.0	8.0	0/0	1	0	0
2017	Pittsburgh	5	0	1	0	1	0.0	0.0	0/0	0	0	0
2018	Pittsburgh	15	1	2	3	5	1.0	4.0	0/0	0	0	0
2019	Pittsburgh	16	0	3	5	8	0.0	0.0	0/0	1	0	0
NFL TOTALS		73	2	21	20	41	2.5	15.0	0/0	2	0	0

Additional Statistics: Has one blocked field goal (10/16/16 at Miami).

Regular-Season Single-Game Highs:

Total Tackles: 5, vs. Cleveland, 1/1/17; **Solo Tackles:** 3, vs. Cleveland, 1/1/17; **Sacks:** 1.0, twice, last vs. Kansas City, 9/16/18; **Sack Yards:** 8.0, vs. Cleveland, 1/1/17; **Passes Defensed:** 1, at Cleveland, 11/20/16.

POSTSEASON

Year	Team	GP	GS	T	AT	TOT	Sacks	Yds	Int/Yds	PD	FF	FR
2014	Pittsburgh	1	0	0	1	1	0.0	0.0	0/0	0	0	0
2015	Pittsburgh	2	0	0	0	0	0.0	0.0	0/0	0	0	0
2016	Pittsburgh	3	0	0	0	0	0.0	0.0	0/0	0	0	0
2017	Pittsburgh						INACTIVE					
NFL TOTALS		6	0	0	1	1	0.0	0.0	0/0	0	0	0



VANCE McDONALD

TIGHT END

HEIGHT: 6-4

WEIGHT: 267

COLLEGE: Rice

BORN: June 13, 1990

BIRTHPLACE: Winnie, TX

HOW ACQUIRED: TR - '17 (SF)

NFL EXPERIENCE: 8th year

PRO (73-51/4-2): Acquired by the Pittsburgh Steelers via trade with the San Francisco 49ers on August 29, 2017...placed on the 49ers' Reserve/Injured List due to a shoulder injury on December 12, 2016...re-signed a five-year extension with the 49ers on December 9, 2016...placed on the 49ers' Reserve/Injured List due to a back injury on December 9, 2014...originally drafted by the 49ers in the second round (55th overall) of the 2013 NFL Draft.

2019 (14-14/0-0) (PIT): Started all 14 games he appeared in...hauled in 38 catches for 273 yards and 3 TDs...scored first multi-TD game for the Steelers against the Seahawks on 9/15...was inactive for two games due to a shoulder injury and a concussion.

9/15 vs Seattle: Hauled in 7 catches for 38 yards and 2 TDs, marking the first multi-TD game of his career and the first time a Steelers TE scored at least 2 TDs in a game since 2017 (Jesse James, 2, 9/10 at Cleveland).

11/3 vs Indianapolis: Caught 5 passes for 30 yards including a 7-yard TD catch from QB Mason Rudolph.

COLLEGE Played in 42 games with 28 starts for the Owls, where he finished his career ranked sixth in school history with 119 receptions, seventh with 1,504 receiving yards and fifth with 15 TDs...as a senior, was a consensus

First-Team All-Conference USA selection, while serving as a team captain...started all 10 games he appeared in, recording 36 receptions for 458 yards and 2 TDs...in 2011, earned First-Team All-Conference USA honors...played in 12 games with 11 starts and led the team with 43 receptions, 532 yards and 5 TDs...as a sophomore, earned the George R. Brown Award, given to the Owls top receiver...played in 10 games with six starts and tallied 28 receptions for 396 yards and 8 TDs...joined the Rice football team as a walk-on in 2009 and earned Conference USA All-Freshman honors...played in 10 games with one start and notched 12 receptions for 118 yards...graduated with a bachelor's degree in kinesiology.

PERSONAL Attended East Chambers High School (Winnie, Texas)...earned All-District 24-2A and All-Region III honors as a senior...also lettered in basketball, where he earned first-team All-District honors as a senior...member of the National Honor Society, where he served as treasurer...two-time San Francisco 49ers' Community Service Family Award recipient (2015 and 2016)...along with fellow 49ers' TE Garrett Celek and DT Tank Carradine, visited Haiti in conjunction with Convoy of Hope, working together to teach healthy eating habits and sustainable agriculture techniques to local families...in partnership with his local church, he and his wife helped build a church and develop a trade school for young men to learn different skills such as carpentry and welding in Nicaragua...married his high school sweetheart, Kendi Davis...the couple have one son, Coman Kayle...full name: Vance Coman McDonald.

MCDONALD'S 2019 GAME-BY-GAME STATISTICS

Date	Opponent	GP	RECEIVING						RUSHING					
			GS	Att	Yds	Avg	Lg	TD	No	Yds	Avg	Lg	TD	
9/8	at New England	1	1	2	40	20.0	21	0	0	0	0.0	0	0	
9/15	SEATTLE	1	1	7	38	5.4	8t	2	0	0	0.0	0	0	
9/22	at San Francisco	1	1	0	0	0.0	0	0	0	0.0	0	0	0	
9/30	CINCINNATI													
10/6	BALTIMORE	1	1	3	34	11.3	14	0	0	0	0.0	0	0	
10/13	at L.A. Chargers	1	1	1	5	5.0	5	0	0	0	0.0	0	0	
10/28	MIAMI	1	1	3	19	6.3	14	0	0	0	0.0	0	0	
11/3	INDIANAPOLIS	1	1	5	30	6.0	13	1	0	0	0.0	0	0	
11/10	L.A. RAMS	1	1	3	11	3.7	9	0	1	2	2.0	2	0	
11/14	at Cleveland	1	1	3	33	11.0	22	0	0	0	0.0	0	0	
11/24	at Cincinnati	1	1	1	1	1.0	1	0	0	0	0.0	0	0	
12/1	CLEVELAND	1	1	3	21	7.6	12	0	0	0	0.0	0	0	
12/8	at Arizona	1	1	1	3	3.0	3	0	0	0	0.0	0	0	
12/15	BUFFALO													
12/22	at N.Y. Jets	1	1	3	9	3.0	9	0	0	0	0.0	0	0	
12/29	at Baltimore	1	1	2	19	9.5	12	0	0	0	0.0	0	0	
SEASON TOTALS		14	14	38	273	7.2	22	3	1	2	2.0	2	0	
NFL TOTALS		87	65	166	1,937	11.7	75t	15	1	2	2.0	2	0	

MCDONALD'S CAREER TOTALS

REGULAR SEASON								
Year	Team	GP	GS	Rec	Yds	Avg	Lg	TD
2013	San Francisco	15	4	7	119	14.9	25	0
2014	San Francisco	8	4	2	30	15.0	21	0
2015	San Francisco	14	11	30	326	10.9	36	3
2016	San Francisco	11	11	24	391	16.3	75t	4
2017	Pittsburgh	10	7	14	188	13.4	28	1
2018	Pittsburgh	15	14	50	610	12.2	75t	4
2019	Pittsburgh	14	14	38	273	7.2	22	3
NFL TOTALS		87	65	166	1,937	11.7	75t	15

MCDONALD'S CAREER TOTALS


POSTSEASON								
Year	Team	GP	GS	Rec	Yds	Avg	Lg	TD
2013	San Francisco	3	1	1	13	13.0	13	0
2017	Pittsburgh	1	0	10	112	11.2	22	0
NFL TOTALS		4	2	11	125	11.4	22	0

Career Regular-Season Special Teams Tackles (7): 4 in '15, 1 in '16, 1 in '17 and 1 in '18.

Additional Statistics: Has one special teams forced fumble on a blocked field goal return (9/24/17 at Chicago).

Regular-Season Single-Game Highs:

Receptions: 7, at Cincinnati, 10/14/18; **Receiving Yards:** 112, at Tampa Bay, 9/24/18; **Receiving Touchdowns:** 2, vs. Seattle, 9/15/19; **Receiving Avg. (Min. 4 Rec.):** 28.0, at Tampa Bay, 9/24/18; **Receiving Long:** 75t, twice, last at Tampa Bay, 9/24/18; **25+ Yard Receptions:** 1, 13 times, last at New Orleans, 12/23/18.



HENRY MONDEAUX

DEFENSIVE END

(MON-doo)

HEIGHT: 6-4

WEIGHT: 280

COLLEGE: Oregon

BORN: Sept. 9, 1995

BIRTHPLACE: Portland, OR

HOW ACQUIRED: FA - '19

NFL EXPERIENCE: 1st year

PRO (0-0/0-0): Signed to reserve/future deal with the Pittsburgh Steelers on December 30, 2019...inked a deal as a free agent with the Steelers on May 13, 2019...waived by the Kansas City Chiefs on May 6, 2019...signed by the Chiefs on January 24, 2019...released by the New Orleans Saints on January 21, 2019...added to the Saints' practice squad on January 2, 2019...released by the Saints on August 31, 2018...originally entered the NFL as an undrafted free agent with the in 2018.

COLLEGE Started all 13 games at defensive end finishing the year with 45 tackles including 6 tackles for loss and 5.0 sacks as a senior...Oregon's Most Outstanding Defensive Lineman recipient (Joe Schaffeld Trophy)...started all 12 games at defensive end in

program's revamped 4-3 defense his junior season, ranking second among team's down linemen in snaps (802)...added 35 tackles to his previous career total to bring three-year tally to 66...posted 22 tackles while finishing third on the team in quarterback sacks (4.0) and fifth in tackles for loss (6.5) as a sophomore...made an impact along the defensive line as a true freshman, making appearances in all 15 games...credited with nine tackles for the year...majored in psychology.

PERSONAL Played at Jesuit HS (Portland, Ore.)...played tight end, fullback, defensive end and linebacker throughout his prep tenure...was a three-year starter on both sides of the line of scrimmage...full name: Henry Mondeaux.



ALEXANDER MYERS

CORNERBACK

HEIGHT: 5-11

WEIGHT: 192

COLLEGE: Houston

BORN: April 20, 1996

BIRTHPLACE: Houston, TX

HOW ACQUIRED: UDFA - '19

NFL EXPERIENCE: 1st year

PRO (0-0/0-0): Signed a Reserve/Future contract with the Steelers on Dec. 30, 2019...signed to the Steelers' practice squad on September 24, 2019...waived by the Steelers with a non-football illness designation on July 31, 2019...signed by Steelers as an undrafted free agent on April 27, 2019.

2019 (0-0/0-0): Spent the entire season on the Steelers' practice squad.

COLLEGE Was a two-year letterman at Houston (2016-18)...recorded 97 tackles, including 72 solo stops, 14 passes defended, 2.5 tackles for loss, 2 interceptions and 1 fumble recovery in his career with the Cougars...played in 24 career games with 18 starts...started 8 of 13 games played as a senior in 2018...second on the team with 7 special teams tackles...finished with 55 tackles, 7 passes defended and 1 interception...started 10 of 11 games played as a junior in 2017...finished with 42 tackles, 7 passes defended, 2.5 tackles for loss, 1 interception and 1 fumble recovery...redshirted as

ALEXANDER MYERS

a sophomore in 2016 after transferring from Ouachita Baptist...played as a freshman in 2015 at Ouachita Baptist...recorded 69 tackles, 4.5 tackles for loss, 1 sack and 1 interception.

PERSONAL Attended College Park (Texas) HS...named First Team All-District and Second Team All-County as a senior in 2014...full name: Alexander Myers.

**STEVEN NELSON**

CORNERBACK

HEIGHT: 5-11

BIRTHPLACE: Warner Robins, GA

WEIGHT: 194

HOW ACQUIRED: UFA - '19

COLLEGE: Oregon State

NFL EXPERIENCE: 6th year

BORN: January 22, 1993

PRO (67-53/6-4): Signed a three-year contract as an unrestricted free agent with Pittsburgh on March 14, 2019...originally entered the NFL after being drafted by the Kansas City Chiefs in the third round (98th overall) of the 2015 NFL Draft.

12/1 vs Cleveland: Notched 5 solo tackles.

2019 (15-15/0-0): Saw action in 15 games and started 15...recorded 61 tackles (52 solo), 8 passes defended, 1 fumble recovery and 1 interception.

12/8 at Arizona: Tied for the team-lead with 7 tackles (6 solo).

12/15 vs Buffalo: Recorded 6 solo tackles and his first interception as a Steeler, which he returned 33 yards to the Buffalo 20-yard line.

9/15 vs Seattle: Recorded 7 tackles (6 solo) and 1 pass defended.

12/29 at Baltimore: Registered 4 solo tackles and 2 passes defended.

10/13 at L.A. Chargers: Inactive due to a groin injury.

COLLEGE Played in 25 games (21 starts) at Oregon State (2013-14), tallying 122 tackles (85 solo), 8 interceptions, including one returned 26 yards for a touchdown, 24 passes defended and 1 quarterback pressure...attended College of Sequoias (2011-12) prior to Oregon State and collected 71 tackles, 19 passes defended and 6 interceptions in his two-year career...graduated with a degree in sociology.

10/28 vs Miami: Recover a Dolphins' fumble forced by DB Mike Hilton in the fourth quarter.

11/3 vs Indianapolis: Recorded 7 tackles (6 solo).

11/14 at Cleveland: Registered 4 tackles (3 solo) and 1 pass defended.

PERSONAL Attended Northside HS (Warner Robins, Ga.)...son of Steven Nelson, Sr. and Ylencia Jackson...has a son, Steven Nelson III...full name: Steven Nelson Jr.

STEVEN NELSON

NELSON'S 2019 GAME-BY-GAME STATISTICS

Date	Opponent	GP	GS	T	AT	TOT	Sacks	Yds	Int/Yds	PD	FF	FR
9/8	at New England	1	1	1	2	3	0.0	0.0	0/0	0	0	0
9/15	SEATTLE	1	1	6	1	7	0.0	0.0	0/0	1	0	0
9/22	at San Francisco	1	1	4	0	4	0.0	0.0	0/0	0	0	0
9/30	CINCINNATI	1	1	2	1	3	0.0	0.0	0/0	0	0	0
10/6	BALTIMORE	1	1	3	1	4	0.0	0.0	0/0	1	0	0
10/13	at L.A. Chargers	INACTIVE										
10/28	MIAMI	1	1	1	0	1	0.0	0.0	0/0	0	0	1
11/3	INDIANAPOLIS	1	1	6	1	7	0.0	0.0	0/0	0	0	0
11/10	L.A. RAMS	1	1	2	0	2	0.0	0.0	0/0	1	0	0
11/14	at Cleveland	1	1	3	1	4	0.0	0.0	0/0	1	0	0
11/24	at Cincinnati	1	1	2	1	3	0.0	0.0	0/0	1	0	0
12/1	CLEVELAND	1	1	5	0	5	0.0	0.0	0/0	0	0	0
12/8	at Arizona	1	1	6	1	7	0.0	0.0	0/0	0	0	0
12/15	BUFFALO	1	1	6	0	6	0.0	0.0	1/33	1	0	0
12/22	at N.Y. Jets	1	1	1	0	1	0.0	0.0	0/0	0	0	0
12/29	at Baltimore	1	1	4	0	4	0.0	0.0	0/0	2	0	0
SEASON TOTALS		15	15	52	9	61	0.0	0.0	1/33	8	0	1
NFL TOTALS		67	53	210	33	243	0.0	0.0	5/86	43	1	3

NELSON'S CAREER TOTALS

REGULAR SEASON

Year	Team	GP	GS	T	AT	TOT	Sacks	Yds	Int/Yds	PD	FF	FR
2015	Kansas City	12	0	8	0	8	0.0	0.0	0/0	0	0	0
2016	Kansas City	15	15	59	6	65	0.0	0.0	0/0	16	0	2
2017	Kansas City	9	7	31	8	39	0.0	0.0	0/0	4	1	0
2018	Kansas City	16	16	58	10	68	0.0	0.0	4/53	15	0	0
2019	Pittsburgh	15	15	52	9	61	0.0	0.0	1/33	8	0	1
NFL TOTALS		67	53	204	33	237	0.0	0.0	5/86	43	1	3

Career Regular-Season Special Teams Tackles (8): 1 in '16; 7 in '15.

Regular-Season Single-Game Highs:

Total Tackles: 9, twice, last at New York Jets, 12/3/17; **Solo Tackles:** 8, three times, last at Cleveland, 11/4/18; **Interceptions:** 1, five times, last vs. Buffalo, 12/15/19; **Interception Yards:** 35, vs. Arizona, 11/11/18; **Passes Defended:** 3, five times, last vs. Los Angeles Chargers, 12/13/18; **Forced Fumbles:** 1, vs. Oakland, 12/10/17; **Fumble Recoveries:** 1, three times, last vs. Miami, 10/28/19.

POSTSEASON

Year	Team	GP	GS	T	AT	TOT	Sacks	Yds	Int/Yds	PD	FF	FR
2015	Kansas City	2	0	0	0	0	0.0	0.0	0/0	1	0	0
2016	Kansas City	1	1	4	1	5	0.0	0.0	0/0	0	0	0
2017	Kansas City	1	1	2	1	3	0.0	0.0	0/0	1	0	0
2018	Kansas City	2	2	5	0	5	0.0	0.0	0/0	2	0	0
2019	Pittsburgh	0	0	0	0	0	0.0	0.0	0/0	0	0	0
NFL TOTALS		6	4	11	2	13	0.0	0.0	0/0	4	0	0



CHUKWUMA OKORAFOR

OFFENSIVE LINE

(Chuck-WOO-muh oh-KOR-uh-for)

HEIGHT: 6-6

BIRTHPLACE: Southfield, MI

WEIGHT: 320

HOW ACQUIRED: D3b - '18

COLLEGE: Western Michigan

NFL EXPERIENCE: 3rd year

BORN: Aug. 8, 1997

PRO (14-4/0-0): Drafted by the Steelers with the second of their two third-round selections (92nd overall) of the 2018 NFL Draft.

2019 (1-1/0-0): Started at RT in his only appearance of the season (vs L.A. Rams, Nov. 10, 2019).

11/10 vs L.A. Rams: Made his first appearance of the season, starting at RT.

COLLEGE Started 39 consecutive games of his last three years at Western Michigan (2015-17)...tabbed a first-team All-American selection by FWAA and Phil Steele in 2017, adding second-team All-American honors by Sports Illustrated...one of six semifinalists for the Outland Trophy in 2017...started all 12 games at left tackle in 2017, helping pave the way for seven different players to record 26 total rushing TDs...

made 14 starts at left tackle in 2016, earning first team All-Mid-American Conference honors...part of an offensive line that yielded just 16 sacks in 2016, the 13th-fewest in the country...started all 13 games at right tackle in 2015, helping block for MAC Freshman of the Year Jamauri Bogan, who finished with 1,051 rushing yards and 16 TD runs... played in 12 games in 2014 freshman year.

PERSONAL Attended Southfield High School (Southfield, Mich.)...ranked as the 11th best recruit in the state of Michigan... named an All-American in 2013...full name: Chukwuma Okorafor.

OKORAFOR'S CAREER TOTALS

REGULAR SEASON

Year	Team	GP	GS
2018	Pittsburgh	13	3
2019	Pittsburgh	1	1
NFL TOTALS		14	4



MAURKICE POUNCEY

CENTER

HEIGHT: 6-4

HOW ACQUIRED: D1 - '10 (#18)

WEIGHT: 304

NFL EXPERIENCE: 11th year

COLLEGE: Florida

BORN: July 24, 1989

BIRTHPLACE: Lakeland, FL



CAREER HIGHLIGHTS

First center in NFL history to be selected to the Pro Bowl in each of his first three seasons (2010-12), and he has earned eight overall Pro Bowl selections (2010-12, 2014 and 2016-19).

Named to PFWA's All-AFC Team in 2018.

Earned Second-Team Associated Press All-Pro honors three times (2010, 2012 and 2018).

Voted an offensive team captain by his teammates twice (2013 and 2018).

Named to PFWA's All-NFL and All-AFC Team in 2017.

Named First-Team Associated Press All-Pro twice (2011 and 2014).

MAURKICE POUNCEY

CAREER HIGHLIGHTS

Recipient of the Steelers' Ed Block Courage Award in 2016.

Named to the 2012 USA Football All-Fundamentals Team.

Named to Pro Football Weekly/PFWA's All-NFL Team in 2011.

Named to The Sporting News' All-Rookie Team and PFW/PFWA All-Rookie Team in 2010.

Selected to Pro Football Weekly's Midseason All-Pro Team as a rookie.

Won the Joe Greene Great Performance Award, given annually to the Steelers' top rookie, in 2010 after becoming the first Steelers' rookie lineman to start his first NFL game since 2000 (Marvel Smith).

PRO (121-121/7-7): Signed by the Pittsburgh Steelers to a two-year contract extension on March 11, 2019...placed on the Steelers' Reserve/Injured; Designated for Return List due to a right leg injury on September 6, 2015...signed a five-year contract extension with the Steelers on June 12, 2014, to remain with the team through 2019...placed on the Steelers' Reserve/Injured List due to a right knee injury on September 9, 2013...placed on the Steelers' Reserve/Injured List due to an ankle injury on February 5, 2011...originally drafted by the Steelers in the first round (18th overall) of the 2010 NFL Draft.

2019 (13-13): Started all 13 games he saw action in (suspended by the Commissioner 11/24 at Cincinnati and 12/1 vs. Cleveland, inactive 12/29 at Baltimore)...part of an offensive line that yielded 32 sacks – ninth-least in the League – despite starting three different quarterbacks...was part of an offensive line that allowed zero sacks in two games.

9/30 vs Cincinnati: Was part of an offensive line that gave up zero sacks.

10/13 at L.A. Chargers: Was part of an offensive line that gave up zero sacks.

10/28 vs. Miami: Was part of an offensive line that blocked for RB James Conner to rush for 145 yards and a TD.

COLLEGE Started 39-of-41 games that he appeared in for Florida (2007-09)...in 2009 as a junior, became the first player in school history to capture the Rimington Trophy, given annually to the nation's best center...also in 2009, was a unanimous All-Southeastern Conference First-Team choice, and an All-America First-Team selection by The NFL Draft Report, Football Writers Association and Walter Camp, adding Second-Team honors from the Associated Press...helped lead his team to an SEC Championship and FedEx BCS National Championship in 2008...also in 2008, he was named All-Southeastern Conference First Team...as a freshman in 2007, was named First-Team Freshman All-America by the College Football News and Rivals.com and was a member of the Freshman All-Southeastern Conference squads selected by the league's coaches and Associated Press...majored in social and behavioral sciences.

PERSONAL Attended Lakeland (Fla.) High School...was one of 16 offensive linemen named to the Atlanta Journal-Constitution's Super Southern 100 squad...also a two-time all-state selection...as a senior, he and his twin brother, Mike, helped lead Lakeland to its 45th consecutive victory, third-consecutive Class 5A State Championship and second-straight USA Today National Championship in 2006...they were part of an offensive line that blocked for a 4,000-yard rushing team that season...Maurkice and Mike were also teammates at Florida...Mike was drafted in the first round by the Miami Dolphins in the 2011 NFL Draft...son of Lisa and Rob Webster...has two daughters, Jayda and Marley...full name: LaShawn Maurkice Pouncey.

POUNCEY'S CAREER TOTALS

REGULAR SEASON

Year	Team	GP	GS
2010	Pittsburgh	16	16
2011	Pittsburgh	14	14
2012	Pittsburgh	15	15
2013	Pittsburgh	1	1
2014	Pittsburgh	16	16
2015	Pittsburgh	RESERVE/INJURED; DESIGNATED FOR RETURN	
2016	Pittsburgh	15	15
2017	Pittsburgh	15	15
2018	Pittsburgh	16	16
2019	Pittsburgh	13	13
NFL TOTALS		121	121

POUNCEY'S CAREER TOTALS

POSTSEASON

Year	Team	GP	GS
2010	Pittsburgh	2	2
2011	Pittsburgh	INACTIVE	
2014	Pittsburgh	1	1
2015	Pittsburgh	RESERVE/INJURED; DESIGNATED FOR RETURN	
2016	Pittsburgh	3	3
2017	Pittsburgh	1	1
NFL TOTALS		7	7



KEVIN RADER

TIGHT END

HEIGHT: 6-4

WEIGHT: 250

COLLEGE: Youngstown State

BORN: April 26, 1995

BIRTHPLACE: Pittsburgh, PA

HOW ACQUIRED: UDFA - '19

NFL EXPERIENCE: 1st year

PRO (0-0): Inked a Reserve/Future contract with the Pittsburgh Steelers on December 30, 2019...added to the Steelers' practice squad on November 22, 2019...waived by the Steelers on November 20, 2019...added to the Steelers' practice squad on November 5, 2019...waived by the Steelers on October 30, 2019...added to the Steelers' practice squad on September 1, 2019...released by the Steelers on August 31, 2019...inked a Reserve/Future contract with the Steelers on January 9, 2019...released by the Green Bay Packers on September 1, 2018...signed as an undrafted rookie free agent with the Packers after the 2018 NFL Draft.

2019 (0-0): Spent portions of the season on the Steelers' practice squad.

COLLEGE Started all 11 games at tight end as a senior...during his senior campaign, caught a career-high 22 passes for 272 yards and two touchdowns...averaged 11.1 yards per reception...played in all 16 games and started 13 contests as a junior, catching 17 passes for 285 yards and two scores (avg. 16.8 yards per catch)...hauled in a one-handed, behind the back grab in the end zone with :01 remaining in the game to help the Penguins defeat Eastern Washington in the FCS semifinals...as a sophomore, played in all 11 games with two starts against Indiana State and Illinois State and caught two passes for 44 yards...played in five games as a redshirt freshman as a reserve on the defensive line...redshirted as a freshman.

PERSONAL Played tight end and defensive end at Pine-Richland High School (Gibsonia, Pa.)...was an all-conference selection as a defensive end...son of Janet and Eric Rader...full name: Kevin Rader.



BEN ROETHLISBERGER

QUARTERBACK

HEIGHT: 6-5

WEIGHT: 240

COLLEGE: Miami (Ohio)

BORN: March 2, 1982

BIRTHPLACE: Findlay, OH

HOW ACQUIRED: D1 - '04 (#11)

NFL EXPERIENCE: 17th year



CAREER HIGHLIGHTS

Has appeared in 218 regular season games – the second-most regular season games played in team history (Mike Webster: 220).

Has started the most games at QB in team history (216), and he has the most wins in team history (144) during the regular season.

His 144 wins as a starting quarterback in regular-season games are the seventh-most in NFL history.

In 16 seasons, has led the Steelers to nine postseason berths, seven AFC North Championships, four AFC Championships and two Super Bowl victories in three championship game appearances, becoming the youngest quarterback to ever win a Super Bowl (23, Super Bowl XL), and the second-youngest quarterback to win his second Super Bowl (Tom Brady).

Entering the 2020 season, holds career franchise regular-season records in numerous passing categories, including passing TDs (363), passing TDs of at least 60 yards (21), passing yards (56,545), passer rating (94.0), completions (4,651), pass attempts (7,230), completion percentage (64.3), yards per attempt (7.8), 300-yard passing games (61) and 3,000-yard passing seasons (13).

Entering the 2020 season, has the most 500-yard passing games in NFL history (3), 450-yard passing games in NFL history (6), the fourth-most 400-yard passing games in NFL history (12), the ninth-most passing TDs in NFL history (363), the eighth-most passing yards in NFL history (56,545) and the eighth-most completions in NFL history (4,651).

Holds many of the single-season passing records for the Steelers including completions (452 in 2018), attempts (675 in 2018), TD passes (34 in 2018), passer rating (104.1 in 2007), completion percentage (68.0 in 2015), passing yards (5,129 in 2018), 300-yard games (9 in 2014) and games with a passer rating of 100.0 or more (10 in 2014).

Holds Steelers single-game records for most passing yards (522, 10/26/14 vs. Indianapolis), completions (44, 12/10/17 vs. Baltimore), attempts (66, 12/10/17 vs. Baltimore), completion percentage (min. 20 attempts, 88.0, 11/8/18 vs. Carolina) and TD passes (6), which he did in back-to-back games in 2014 (10/26 vs. Indianapolis and 11/2 vs. Baltimore).

Has thrown for at least 3,000 passing yards in 13 seasons of his 15 seasons in the NFL, including 13 straight (2006-2018).

One of six quarterbacks in NFL history with at least 13 consecutive 3,000-passing yard seasons (Brett Favre: 18, Peyton Manning: 16, Drew Brees: 15, Eli Manning: 14 and Philip Rivers: 14).

Threw for at least 3,500 passing yards in six consecutive seasons (2013-2018) the longest streak in team history, and nine total seasons.

Has thrown for at least 4,000 passing yards in six of his 16 seasons in the NFL.

Has thrown for at least 4,500 passing yards in two of his 16 seasons in the NFL (2014: 4,952, 2018: 5,129).

Seventh quarterback in NFL history, 11th occurrence, to record 5,000 passing yards in a season (Drew Brees: 5, Tom Brady: 1, Patrick Mahomes: 1, Peyton Manning: 1, Dan Marino: 1 and Matthew Stafford: 1).

Won 74 of his first 100 home games starts, which ties as the fourth-most in NFL history (Brady: 87, Brett Favre: 82, John Elway: 77, Peyton Manning: 74).

Only the second QB in team history (Terry Bradshaw, 111) to reach 100 career wins in the regular season.

Seventh player in NFL history to record 125 wins as a starter in the regular-season, joining Tom Brady, Drew Brees, John Elway, Brett Favre, Peyton Manning and Dan Marino.

CAREER HIGHLIGHTS

Fourth QB in NFL history (Tom Brady, Joe Montana and Terry Bradshaw) to win 100 games in the first 150 starts of his career.

Earned his 130th win as a starting QB in his 192nd start to mark the third-fewest starts in NFL history to win 130 games (Tom Brady: 168 and Peyton Manning: 189).

Entering the 2020 season, is 23-2 all-time at home in October as a starter, the best winning percentage in the Super Bowl era among QBs who have made at least 10 starts at home in October (.920).

Entering the 2020 season, is 22-5 in regular-season primetime games at Heinz Field, including 7-0 on Thursday night at home.

Seventh quarterback in NFL history to throw at least 350 TD passes.

Sixth quarterback in NFL history with at least 200 TD passes in career home games (208).

One of nine QBs in NFL history to throw for at least 300 yards in 60 regular-season games and the eighth to do so with one team.

Third active NFL QB to reach 50 road wins (Tom Brady and Drew Brees) during the 2016 season.

Entering the 2020 season, has thrown at least 3 TD passes in 49 games during the regular season.

Entering the 2020 season, has registered 88 regular season games as a starter with a passer rating over 100.0.

Entering the 2020 season, has orchestrated 41 regular-season game-winning drives – sixth-most NFL history.

Entering the 2020 season, has registered at least 4 TD passes 15 times in his career.

Registered at least 20 TD passes in eight consecutive seasons (2011-18) and in 10 total seasons.

Has registered at least 25 TD passes in eight seasons.

Has registered at least 30 TD passes in three seasons (2007, 2014 and 2018).

Has registered at least 5 TD passes in a game six times in his career, becoming the fifth quarterback in NFL history to register at least 5 TD passes in six games in a career (Drew Brees: 11, Peyton Manning: 9, Tom Brady: 6, Dan Marino: 6).

Has 19 rushing TDs are third-most by a Steelers' quarterback (Kordell Stewart, 35; Terry Bradshaw, 32).

Has registered a perfect passer rating four times in his career – the most such games by an NFL QB in League history (min. 10 attempts).

Threw at least 15 TDs in each of his first 15 seasons in the League, marking the most consecutive seasons to start a career with at least 15 passing TDs in NFL history.

Only player in NFL history to record at least 500 passing yards three times (12/20/09 vs. Green Bay, 10/26/14 vs. Indianapolis, 12/10/17 vs. Baltimore).

From 2009-17, threw at least 1 TD pass in 45 consecutive home games, which stands as the third-longest streak in NFL history (Tom Brady: 47 and Drew Brees: 60).

Threw for at least 250 yards and 1 TD in each of the Steelers' first 13 games in 2018, which set franchise record for consecutive games with at least 250 passing yards and a TD pass.

In 2018, threw for at least 5,000 passing yards in a season for the first time in his NFL career.

In 2018, became the only QB in NFL history to throw 3 TD passes of 94 yards or more.

In 2018, became the fourth QB in NFL history to throw 3 TD passes of 90 yards or more.

In 2018, became one of two quarterbacks in NFL history to start a season with a 13-game streak or more of games with at least 250 passing yards and a TD pass, joining Drew Brees: 16 (2011).

Completed 452 passes in 2018 to mark his sixth consecutive season with at least 300 completions (eighth overall), his second consecutive season with at least 350 completions (fourth overall), his second season with at least 400 completions and first season with 450 completions.

CAREER HIGHLIGHTS

In 2018, threw for at least 250 yards and a TD in 15 of the Steelers' 16 games.

Opened the 2018 season with three consecutive 300-passing yard games for the first time in his NFL career.

In 2018, became the second Steeler to lead the NFL in both passing yards and completions (Jim Finks: 1955).

In 2017, became the eighth QB in NFL history to reach 50,000 passing yards in regular-season career games.

In 2017, became the ninth player in NFL history to reach 4,000 pass completions.

By completing 44 passes against Baltimore in 2017 (12/10), he became the first QB in NFL history to have three 40-completion games in a career.

During the 2016 season, became the 10th QB in NFL history to throw at least 275 TD passes with one team, and became the 11th QB in league history to reach 45,000 passing yards, and the eighth QB to do so with one team.

In 2016, reached 45,000 passing yards in his 179th career game, the fifth fewest games in NFL history to hit that milestone.

In 2016, became the first player in NFL history to throw at least 500 completions to three teammates (Heath Miller, Hines Ward and Antonio Brown).

By throwing 12 TDs in a two-game span in 2014 (Weeks 8-9), he set an NFL record for the most TD passes in a two-game span.

Threw at least one TD in 30 consecutive regular-season games that he played in, a team record, which started 9/9/12 at Denver and ended 9/11/14 at Baltimore.

In 2014, he became one of six QBs in NFL history to earn wins against at least 31 other teams with a Week 15 victory at Atlanta.

Became the first QB in franchise history to throw for more than 300 yards in three consecutive games (Weeks 7-9 in 2011).

Owns many franchise records for career postseason passing, including passing yards (5,256), attempts (676), completions (422), completion percentage (62.4), 300-yard passing games (5), and games with 30 or more completions (3) and has also appeared in the most playoff games (21) in Steelers' postseason history.

His 422 completions rank as the seventh-most in NFL playoff history.

His 5,256 passing yards rank as the fifth-most in NFL playoff history.

Reached 5,000 career passing yards in the postseason – joining Tom Brady, Peyton Manning, Brett Favre, Joe Montana and Aaron Rodgers as the only NFL QBs to reach the milestone in playoff history.

Joined Tom Brady, Peyton Manning, Brett Favre, Joe Montana, Drew Brees and Aaron Rodgers as the only players with at least 400 pass completions in NFL postseason history.

Has thrown a TD pass in 17 of his 21 career postseason games.

Is the second player in Steelers' playoff history to total at least 30 passing TDs with 30, joining Terry Bradshaw (30).

Is tied with Terry Bradshaw for the 10th-most TD passes in NFL playoff history, with 30 – fourth-most among active NFL QBs.

Has recorded nine multi-TD passing games in his postseason career, the second-most multi-TD pass games in Steelers playoff history (Terry Bradshaw: 10).

Has earned six Pro Bowl selections (2007, 2011, 2014-17).

Named AFC Player of the Month (November in 2013).

Has been named AFC Offensive Player of the Week 17 times in his career (Week 6 in 2004, Weeks 10 and 16 in 2007, Week 5 in 2008, Week 15 in 2009, Week 17 in 2010, Weeks 5 and 8 in 2011, Week 11 in 2013, Weeks 8-9 in 2014, Weeks 2 and 10 in 2015, Week 4 in 2016, Week 14 in 2017 and Weeks 3 and 10 in 2018).

CAREER HIGHLIGHTS

Has been named the FedEx Air Player of the Week 14 times (Week 5 in 2006, Weeks 9 and 16 in 2007, Week 5 in 2008, Week 8 in 2011, Weeks 8-9 and 14-15 in 2014, Weeks 10, 13 and 15 in 2015, Week 5 in 2016 and Week 14 in 2017).

Named the Steelers' 2013 Walter Payton Man of the Year, an award that recognizes a player's off-the-field community service as well as his playing excellence.

Earned Sunday ESPN NFL Primetime Game Ball honors for the Wild Card Game, Divisional Playoff and AFC Championship Game in 2005.

Recipient of the 2010 Pro Football Writers' "The Chief Award," which was established in honor of the Steelers' founder, Arthur J. Rooney, Sr., and is presented annually to the Steeler that best exemplifies the spirit of cooperation with the media.

Named Offensive Rookie of the Year by the Associated Press, Sports Illustrated, The Sporting News, Pro Football Weekly, PFWA, Football Digest and Pepsi, won the Joe Greene Great Performance Award given annually to the Steelers' top rookie, named to Pro Football Weekly's and the PFWA's All-Rookie Team, named Pepsi NFL Rookie of the Week (Weeks 3-6, 8, 9, 11, 13 and 16), NFL Rookie of the Month (October) all as a rookie in 2004.

PRO (218-216/20-20): Placed on the Pittsburgh Steelers' Reserve/Injured List due to a right arm injury on September 9, 2019...signed a new three-year deal with the Steelers on April 24, 2019...signed a five-year contract with the Steelers on September 15, 2019...suspension lifted on October 4, 2010...suspended four games for violating the NFL Personal Conduct Policy on April 21, 2010...re-signed with the Steelers (eight-year contract) on March 3, 2008...originally drafted by the Steelers in the first round (11th overall) of the 2004 NFL Draft.

2019 (2-2): Named an offensive captain for the 11th time (ninth consecutive)...started the first two games of the season before leaving the Week 2 contest vs. Seattle with a season-ending injury to his right arm...amassed 35 completions on 62 attempts for 351 yards and 1 interception before being placed on the Steelers' Reserve/Injured list.

9/8 at New England: Completed 27-of-47 passes for 276 yards with 1 interception.

9/15 vs. Seattle: Completed 8-of-15 passes before leaving the game with a right arm injury and not returning.

COLLEGE Was a three-year starter at Miami (Ohio) from 2001-03...rewrote virtually every school passing record in just 38 games...completed 854-of-1,304 passes (65.5%) for 10,829 yards with 84 TDs...set another RedHawks' career record with 11,075 yards of total offense...became only the third player in Mid-American Conference history to throw for over 3,000 yards in three seasons and became the 10th QB in conference annals to throw for over 10,000 yards in his career...became only the eighth player in school history to earn All-America honors...also handled some punting duties, punting 24 times for 963 yards (40.1 avg.), with 17 attempts downed inside the opponent's 20-yard line...in 2003, he was an All-American First-Team selection by The NFL Draft Report, and he earned Third-Team honors from the Associated Press, while earning All-MAC First-Team honors and being named the conference's Most Valuable Player and Offensive Player of the Year...he guided the team to its first bowl appearance since 1986 and its first postseason victory in 28 seasons in 2003...in 2002, earned All-American honorable mention honors and was an All-MAC Second-Team pick by The NFL Draft Report, adding Second-Team All-MAC honors from the league's media...in 2001, earned first-team Football Writer's Association of America Freshman All-America honors, was named Second-Team All-MAC and became the first RedHawk to earn MAC Freshman of the Year since Deland McCullough in 1992...earned a bachelor's degree in education.

BEN ROETHLISBERGER

PERSONAL

Attended Findlay (Ohio) High School...started at QB for varsity only as a senior...played wide receiver for varsity as a junior...played QB for the junior varsity team as a freshman and sophomore...earned Ohio's Division I Offensive Player of the Year as a senior in 1999...was the runner-up for 1999 Mr. Football honors in Ohio...set state records by throwing for 4,041 yards with 54 TDs during his senior campaign and also ran for seven TDs...named league, district and *Toledo Blade* Player of the Year...helped the

team compile a 23-9 record, which included two league championships and a state playoff appearance...played in Ohio's North-South Game and the Ohio-Pennsylvania Big 33 All-Star game...was an all-league and all-district performer in baseball and basketball...was a team captain in all three sports... is the son of Ken and Brenda Roethlisberger... married to Ashley and they have two sons, Benjamin Todd Jr. and Bodie, and one daughter, Baylee Marie...full name: Benjamin Todd Roethlisberger.

ROETHLISBERGER'S 2019 GAME-BY-GAME STATISTICS

Date	Opponent	GP	GS	Att	Cmp	Pct.	Yds	Att	TD	Int	Lg	Sk	Lst	Rtg
9/8	at New England	1	1	47	27	57.5	276	5.9	0	1	45	4	22	60.5
9/15	SEATTLE	1	1	15	8	53.3	75	5.0	0	0	15	1	10	104.3
SEASON TOTALS		2	2	62	35	56.5	351	5.7	0	1	45	24	166	96.5

ROETHLISBERGER'S CAREER TOTALS

REGULAR SEASON

Year	Team	GP	GS	Att	Cmp	Pct	Yds	Att	TD	Int	Lg	Sk	Lst	Rtg
2004	Pittsburgh	14	13	295	196	66.4	2,621	8.9	17	11	58	30	213	98.1
2005	Pittsburgh	12	12	268	168	62.7	2,385	8.9	17	9	85t	23	129	98.6
2006	Pittsburgh	15	15	469	280	59.7	3,513	7.5	18	23	67t	46	280	75.4
2007	Pittsburgh	15	15	404	264	65.3	3,154	7.8	32	11	83	47	347	104.1
2008	Pittsburgh	16	16	469	281	59.9	3,301	7.0	17	15	65t	46	284	80.1
2009	Pittsburgh	15	15	506	337	66.6	4,328	8.6	26	12	60t	50	348	100.5
2010	Pittsburgh	12	12	389	240	61.7	3,200	8.2	17	5	56t	32	220	97.0
2011	Pittsburgh	15	15	513	324	63.2	4,077	7.9	21	14	95t	40	269	90.1
2012	Pittsburgh	13	13	449	284	63.3	3,265	7.3	26	8	82t	30	182	97.0
2013	Pittsburgh	16	16	584	375	64.2	4,261	7.3	28	14	67	42	282	92.0
2014	Pittsburgh	16	16	608	408	67.1	4,952	8.1	32	9	94t	33	172	103.3
2015	Pittsburgh	12	11	469	319	68.0	3,938	8.4	21	16	69t	20	141	94.5
2016	Pittsburgh	14	14	509	328	64.4	3,819	7.5	29	13	72t	17	141	95.4
2017	Pittsburgh	15	15	561	360	64.2	4,251	7.6	28	14	97t	21	139	93.4
2018	Pittsburgh	16	16	675	452	67.0	5,129	7.6	34	16	97t	24	166	96.5
2019	Pittsburgh	2	2	62	35	56.5	351	5.7	0	1	45	2	7	66.0
NFL TOTALS		218	216	7,230	4,651	64.3	56,545	7.6	363	191	97t	503	3,320	94.0

Career Regular-Season Record as a Starter: 144-71-1 (.669); 13-0 (1.000) in '04, 9-3 (.750) in '05, 7-8 (.467) in '06, 10-5 (.667) in '07, 12-4 (.750) in '08, 9-6 (.600) in '09, 9-3 (.750) in '10, 11-4 (.733) in '11, 7-6 (.538) in '12, 8-8 (.500) in '13, 11-5 (.688) in '14, 7-4 (.636) in '15, 10-4 (.714) in '16, 12-3 (.800) in '17, 9-6-1 (.594) in '18 and 0-2 (.000) in '19.

Regular-Season Single-Game Highs:

Attempts: 66, vs. Baltimore, 12/10/17; **Completions:** 44, vs. Baltimore, 12/10/17; **Completion Percentage (Min. 20 Att.):** 88.0, vs. Carolina, 11/8/18; **Passing Yards:** 522, vs. Indianapolis, 10/26/14; **Yards/Attempt (Min. 10 Att.):** 19.8, vs. Tennessee, 9/11/05; **TDs:** 6, twice, last vs. Baltimore, 11/2/14; **Interceptions:** 5, vs. Jacksonville, 10/8/17; **Long:** 97t, twice, last at Denver, 11/25/18; **QB Rating:** 158.3, four times, last vs. Carolina, 11/8/18; **Rushing Attempts:** 9, at Cincinnati, 12/21/04; **Rushing Yards:** 55, vs. Oakland, 11/21/10; **Rushing Long:** 31, vs. Oakland, 11/21/10; **Rushing TDs:** 1, 19 times, last at Jacksonville, 11/18/18.

Additional Statistics: Caught his own deflected pass for a 1-yard loss (10/14/18 at Cincinnati)...punted once for 27 yards (11/4/18 at Baltimore).

ROETHLISBERGER'S CAREER TOTALS

POSTSEASON

Year	Team	GP	GS	Att	Cmp	Pct	Yds	Att	TD	Int	Lg	Sk	Lst	Rtg
2004	Pittsburgh	2	2	54	31	57.4	407	7.5	3	5	34	2	11	61.3
2005	Pittsburgh	4	4	93	58	62.4	803	8.6	7	3	54	6	35	101.7
2007	Pittsburgh	1	1	42	29	69.0	337	8.0	2	3	37t	6	40	79.2
2008	Pittsburgh	3	3	89	54	60.7	692	7.8	3	1	65t	8	58	91.6
2010	Pittsburgh	3	3	91	54	59.3	622	6.8	4	4	58	9	48	76.4
2011	Pittsburgh	1	1	40	22	55.0	289	7.2	1	1	33	5	45	75.9
2014	Pittsburgh	1	1	45	31	68.9	334	7.4	1	2	44	5	37	79.3
2015	Pittsburgh	2	2	68	42	61.8	568	8.4	1	0	60	6	55	93.3
2016	Pittsburgh	3	3	96	64	66.7	735	7.6	3	4	62t	2	15	82.6
2017	Pittsburgh	1	1	58	37	63.8	469	8.1	5	1	43t	2	7	110.5
NFL TOTALS		21	21	676	422	62.4	5,256	7.8	30	24	65t	51	351	86.5

Career Postseason Record as a Starter **13-8 (61.9)**: 1-1 (.500) in '04, 4-0 (1.000) in '05, 0-1 (.000) in '07, 3-0 (1.000) in '08, 2-1 (.667) in '10, 0-1 (.000) in '11, 0-1 (.000) in '14, 1-1 (50.0) in '15, 2-1 (66.7) in '16 and 0-1 (0.0) in '17.

ROETHLISBERGER'S CAREER RUSHING TOTALS

REGULAR SEASON

Year	Team	Att	Yds	Avg	Lg	TD
2004	Pittsburgh	56	144	2.6	20	1
2005	Pittsburgh	31	69	2.2	13	3
2006	Pittsburgh	32	98	3.1	20	2
2007	Pittsburgh	35	204	5.8	30t	2
2008	Pittsburgh	34	101	3.0	17	2
2009	Pittsburgh	40	82	2.1	15	2
2010	Pittsburgh	34	176	5.2	31	2
2011	Pittsburgh	31	70	2.3	11	0
2012	Pittsburgh	26	92	3.5	14	0
2013	Pittsburgh	27	99	3.7	19	1
2014	Pittsburgh	33	27	0.8	8	0
2015	Pittsburgh	15	29	1.9	13	0
2016	Pittsburgh	16	14	0.9	14	1
2017	Pittsburgh	28	47	1.7	14	0
2018	Pittsburgh	31	98	3.2	18	3
2019	Pittsburgh	1	7	7.0	7	0
NFL TOTALS		470	1,357	2.9	31	19

ROETHLISBERGER'S CAREER RUSHING TOTALS

POSTSEASON

Year	Team	Att	Yds	Avg	Lg	TD
2004	Pittsburgh	9	75	8.3	20	0
2005	Pittsburgh	19	37	1.9	10	2
2007	Pittsburgh	4	13	3.3	6	0
2008	Pittsburgh	5	0	0.0	4	0
2010	Pittsburgh	21	63	3.0	18	1
2011	Pittsburgh	3	15	5.0	9	0
2014	Pittsburgh	2	16	8.0	16	0
2015	Pittsburgh	0	0	0.0	0	0
2016	Pittsburgh	8	11	1.4	8	0
2017	Pittsburgh	2	16	8.0	15	0
NFL TOTALS		73	246	3.4	20	3

ROETHLISBERGER'S CAREER 300-YARD PASSING GAMES (66)

REGULAR SEASON - 61 (35-25-1 as a starter)

Date	Opponent	Att	Cmp	Yds	Pct	TD	Int	Lg	Rtg	Result
12/18/04	at N.Y. Giants	28	18	316	64.3	1	2	40	84.8	W, 33-30
12/4/05	CINCINNATI	41	29	386	70.7	3	3	41	94.2	L, 38-31
10/29/06	at Oakland	37	25	301	67.6	1	4	49	61.7	L, 20-13
11/5/06	DENVER	38	54	433	70.4	1	3	63	77.2	L, 31-20
10/5/08	at Jacksonville	41	26	309	63.4	3	1	48	100.6	W, 26-21
11/16/08	SAN DIEGO	41	31	308	75.6	0	0	30	96.4	W, 11-10
12/21/08	at Tennessee	39	25	329	64.1	2	2	31	86.4	L, 31-14
9/10/09	TENNESSEE	43	33	363	76.7	1	2	34t	89.6	W, 13-10
10/4/09	SAN DIEGO	33	26	333	79.0	2	0	35	128.9	W, 38-28
10/18/09	CLEVELAND	35	23	417	65.7	2	1	52t	113.6	W, 28-14
11/22/09	at Kansas City	42	32	398	76.2	3	2	41	109.0	L, 27-24 (OT)
12/20/09	GREEN BAY	46	29	503	63.0	3	0	60t	121.9	W, 37-36
10/24/10	at Miami	27	19	302	70.4	2	0	53t	132.0	W, 23-22
11/14/10	NEW ENGLAND	49	30	387	61.2	3	1	33t	97.9	L, 39-26
12/23/10	CAROLINA	32	22	320	68.8	1	0	43t	111.5	W, 27-3
9/25/11	at Indianapolis	37	25	364	67.6	1	1	81t	97.1	W, 23-20
10/23/11	at Arizona	39	26	361	66.7	3	0	95t	121.8	W, 32-20

2020 PLAYERS

BEN ROETHLISBERGER

ROETHLISBERGER'S CAREER 300-YARD PASSING GAMES (66) (Continued)

REGULAR SEASON – 61 (35-25-1 as a starter)

10/30/11	NEW ENGLAND	50	36	365	72.0	2	1	36	97.5	W, 25-17
11/6/11	BALTIMORE	37	20	330	54.1	1	1	32	82.0	L, 23-20
12/19/11	at San Francisco	44	25	330	56.8	0	3	39	52.3	L, 20-3
9/23/12	at Oakland	49	36	384	73.5	4	0	22	123.2	L, 34-31
10/11/12	at Tennessee	40	24	363	60.0	1	1	82t	87.8	L, 26-23
12/16/12	at Dallas	40	24	339	60.0	2	1	60	93.6	L, 26-24 (OT)
9/22/13	CHICAGO	41	26	406	63.4	2	2	45	92.1	L, 40-23
9/29/13	vs. Minnesota	51	36	383	70.6	1	1	36	90.6	L, 34-27
11/3/13	at New England	48	28	400	58.3	4	2	42	95.8	L, 55-31
11/17/13	DETROIT	45	29	367	64.4	4	0	47t	119.4	W, 37-27
12/8/13	MIAMI	39	23	349	58.9	3	0	67	114.2	L, 34-28
9/7/14	CLEVELAND	34	23	365	67.6	1	1	41	100.7	W, 30-27
9/28/14	TAMPA BAY	40	29	314	72.5	3	0	31	120.2	L, 27-24
10/26/14	INDIANAPOLIS	49	40	522	81.6	6	0	52	150.6	W, 51-34
11/2/14	BALTIMORE	37	25	340	67.6	6	0	54t	136.3	W, 43-23
11/9/14	at N.Y. Jets	43	30	343	69.8	1	2	80t	81.8	L, 20-13
11/30/14	NEW ORLEANS	58	32	435	55.2	2	2	48	76.4	L, 35-32
12/7/14	at Cincinnati	39	25	350	64.1	3	0	94t	118.5	W, 42-21
12/14/14	at Atlanta	35	27	360	77.1	0	0	44	109.2	W, 27-20
12/28/14	CINCINNATI	38	24	317	63.2	2	1	63t	96.1	W, 27-17
9/10/15	at New England	38	26	351	68.4	1	1	43	95.4	L, 28-21
9/20/15	SAN FRANCISCO	27	21	369	77.8	3	0	59	155.8	W, 43-18
11/8/15	OAKLAND	44	24	334	54.5	2	1	59	84.8	W, 38-35
*11/15/15	CLEVELAND	33	22	379	66.7	3	1	64	123.2	W, 30-9
11/29/15	at Seattle	55	36	456	65.5	1	2	69t	82.1	L, 39-30
12/6/15	INDIANAPOLIS	39	24	364	61.5	4	0	68t	126.4	W, 45-10
12/20/15	DENVER	55	40	380	72.7	3	2	23t	94.5	W, 34-27
1/3/16	at Cleveland	36	24	349	66.7	3	2	66	102.7	W, 28-12
9/12/16	at Washington	37	27	300	73.0	3	1	42	112.4	W, 38-16
10/2/16	KANSAS CITY	27	22	300	81.5	5	0	47	152.5	W, 43-14
10/9/16	N.Y. JETS	47	34	380	72.3	4	0	72t	124.4	W, 31-13
11/13/16	DALLAS	46	37	408	80.4	3	0	44	125.4	L, 35-30
10/8/17	JACKSONVILLE	55	33	312	60.0	0	5	49	37.8	L, 30-9
10/29/17	at Detroit	31	17	317	54.8	1	1	97t	87.7	W, 20-15
11/26/17	GREEN BAY	45	33	351	73.3	4	2	39	106.8	W, 31-28
12/10/17	BALTIMORE	66	44	506	66.7	2	0	57	99.7	W, 39-38
9/9/18	at Cleveland	41	23	335	56.1	1	3	67	60.5	T, 21-21
9/16/18	KANSAS CITY	60	39	452	65.0	3	0	46	104.3	L, 42-37
9/24/18	at Tampa Bay	38	30	353	78.9	3	1	75t	120.7	W, 30-27
10/14/18	at Cincinnati	46	32	369	69.6	1	0	48	100.7	W, 28-21
11/8/18	CAROLINA	25	22	328	88.0	5	1	75t	158.3	W, 52-21
11/18/18	at Jacksonville	47	27	314	57.4	2	3	78t	65.4	W, 20-16
11/25/18	at Denver	56	41	462	73.2	1	2	97t	88.5	L, 24-17
12/23/18	at New Orleans	50	33	380	66.0	3	0	49	108.8	L, 31-28

*Did not start vs. Cleveland

POSTSEASON – 5 (0-5)

1/5/08	JACKSONVILLE	42	29	337	69.0	2	3	37	79.5	L, 29-31
1/3/15	BALTIMORE	45	31	334	68.9	1	2	44	79.3	L, 30-17
1/17/16	at Denver	37	24	339	64.9	0	0	58	94.3	L, 23-16
1/22/17	at New England	47	31	314	66.0	1	1	30t	83.1	L, 36-19
1/14/18	JACKSONVILLE	58	37	469	63.8	5	1	43t	110.5	L, 45-42

ROETHLISBERGER'S GAME-WINNING DRIVES (46)

(Victories in which Roethlisberger rallied the team from a fourth-quarter deficit or tie)

REGULAR SEASON – 42

Date	Opponent	Down	Won	Go-Ahead Score	Drive	Clock at end	Passing
10/3/04	Cincinnati	14-17	28-17	Bettis 1-yd. run	13-89; 6:41	9:03	2-3, 17 yds.
10/17/04	at Dallas	10-20	24-20	Bettis 2-yd. run	5-24; 1:50	0:30	2-2, 17 yds.
12/5/04	at Jacksonville	14-16	17-16	Reed 37-yd. FG	6-56; 1:37	0:18	3-3, 39 yds.
12/12/04	N.Y. Jets	3-3	17-6	Tuman 10-yd. pass from Bettis	8-80; 2:09	12:51	2-2, 47 yds.
12/18/04	at N.Y. Giants	26-30	33-30	Bettis 1-yd. run	7-67; 3:20	4:57	4-4, 69 yds.
10/10/05	at San Diego	21-22	24-22	Reed 40-yd. FG	11-40; 4:36	0:06	3-3, 19 yds.
10/31/05	Baltimore	17-19	20-19	Reed 37-yd. FG	8-60; 1:45	1:36	2-2, 37 yds.
11/12/06	New Orleans	24-24	38-31	Parker 3-yd. run	6-78; 3:34	14:55	0-0, 0 yds.
11/19/06	at Cleveland	10-20	24-20	Parker 4-yd. pass from Roethlisberger	11-77; 2:34	0:32	6-9, 72 yds.
12/31/06	at Cincinnati	14-17	23-17 (OT)	Holmes 67-yd. pass from Roethlisberger	3-78; 1:33	13:27	1-1, 67 yds.
11/11/07	Cleveland	21-16	31-28	Roethlisberger 30-yd. run	7-66; 3:15	11:32	2-4, 34 yds.
11/26/07	Miami	0-0	3-0	Reed 24-yd. FG	9-36; 3:56	0:17	4-5, 44 yds.
9/29/08	Baltimore	20-20	23-20 (OT)	Reed 46-yd. FG	7-29; 3:56	8:55	2-3, 31 yds.
10/5/08	at Jacksonville	20-21	26-21	Ward 8-yd. pass from Roethlisberger	11-80; 4:40	1:53	6-8, 61 yds.
11/16/08	San Diego	8-10	11-10	Reed 32-yd. FG	13-73; 6:30	0:11	6-6, 61 yds.
12/14/08	Baltimore	6-9	13-9	Holmes 4-yd. pass from Roethlisberger	12-92; 2:53	0:43	7-11, 89 yds.
9/10/09	Tennessee	10-10	13-10 (OT)	Reed 33-yd. FG	10-63; 4:32	0:00	5-7, 60 yds.
12/20/09	Green Bay	30-36	37-36	Wallace 19-yd. pass from Roethlisberger	11-86; 2:06	0:00	6-11, 90 yds.
12/27/09	Baltimore	20-20	23-20	Reed 38-yd. FG	8-44; 3:38	5:25	5-7, 44 yds.
10/24/10	at Miami	20-22	23-22	Reed 18-yd. FG	8-47; 2:51	2:26	2-2, 31 yds.
11/28/10	at Buffalo	16-16	19-16 (OT)	Suisham 41-yd. FG	13-58; 7:06	0:00	1-3, 17 yds.
12/5/10	at Baltimore	6-10	13-10	Redman 9-yd. pass from Roethlisberger	3-9; 0:22	2:51	1-3, 9 yds.
9/25/11	at Indianapolis	20-20	23-20	Suisham 38-yd. FG	10-60; 2:05	0:04	3-4, 39 yds.
10/7/12	PHILADELPHIA	13-14	16-14	Suisham 34-yd. FG	14-64; 6:33	0:00	4-5, 50 yds.
10/21/12	at Cincinnati	17-17	24-17	Rainey 11-yd. run	8-67; 4:42	14:16	5-5, 54 yds.
11/4/12	at N.Y. Giants	17-20	24-20	Redman 1-yd. run	9-51; 4:53	4:02	2-4, 26 yds.
10/20/13	BALTIMORE	16-16	19-16	Suisham 42-yd. FG	7-39; 1:58	0:00	3-4, 31 yds.
11/17/13	DETROIT	23-27	37-27	W. Johnson 1-yd. pass from Roethlisberger	16-97; 8:03	4:46	7-10, 82 yds.
12/22/13	at Green Bay	31-31	38-31	Bell 1-yd. run	5-17; 0:26	1:25	1-2, 5 yds.
9/7/14	CLEVELAND	27-27	30-27	Suisham 41 yd. FG	5-33; 0:47	0:00	3-4, 33 yds.
11/17/14	at Tennessee	13-24	27-24	Brown 12 yd. pass from Roethlisberger	8-65; 4:02	9:01	4-5, 45 yds.
12/7/14	at Cincinnati	20-21	42-21	Bell 13 yd. run	4-24; 1:18	11:27	1-2, 8 yds.
12/20/15	DENVER	27-27	34-27	Brown 23 yd. pass from Roethlisberger	3-37; 0:56	3:24	2-2, 32 yds.
12/18/16	at Cincinnati	20-18	24-20	Rogers 24 yd. pass from Roethlisberger	5-69; 3:22	7:29	2-2, 34 yds.
12/25/16	BALTIMORE	20-10	31-27	Brown 4 yd. pass from Roethlisberger	10-75; 1:09	0:09	8-10, 75 yds.
11/12/17	at Indianapolis	17-9	20-17	Boswell 33-yd. FG	10-70; 3:10	0:00	4-4, 66 yds.
11/26/17	GREEN BAY	28-28	31-28	Boswell 53-yd. FG	4-35; 0:17	0:00	3-3, 35 yds.
12/4/17	at Cincinnati	20-20	23-20	Boswell 38-yd. FG	8-39; 2:42	0:00	3-3, 26 yds.
12/10/17	BALTIMORE	38-36	39-38	Boswell 46 yd. FG	10-55; 1:45	0:42	4-7, 62 yds.
10/14/18	at Cincinnati	21-20	28-21	Brown 31 yd. pass from Roethlisberger	7-77; 1:08	0:10	4-7, 72 yds.
11/18/18	at Jacksonville	16-13	20-16	Roethlisberger 1 yd. run	7-68; 1:37	0:05	3-6, 66 yds.
12/30/18	CINCINNATI	13-13	16-13	McCrane 35-yd. FG	12-58; 4:21	1:56	5-7, 49 yds.

POSTSEASON – 4

1/15/05	N.Y. Jets	10-17	20-17 (OT)	Reed 33-yd. FG	14-72; 8:19	3:56	3-4, 32 yds.
2/1/09	vs. Arizona	20-23	27-23	Holmes 6-yd. pass from Roethlisberger	8-78; 2:02	0:35	5-7, 84 yds.
1/15/11	vs. Baltimore	24-24	31-24	Mendenhall 1-yd. run	11-65; 2:21	1:31	2-6, 70 yds.
1/9/16	at Cincinnati	15-16	18-16	Boswell 35 yd. FG	9-74; 1:09	0:14	5-7, 40 yds.

2020 PLAYERS

BEN ROETHLISBERGER

ROETHLISBERGER'S 3+ TD GAMES (51)

REGULAR SEASON – 49 (35-14 as a starter)

Date	Opponent	Att	Comp	Yds	Pct	TD	Int	LG	Rating	Result
12/4/05	Cincinnati	41	29	386	70.7	3	3	41	94.2	L, 38-31
10/22/06	at Atlanta	22	16	238	72.7	3	0	36	147.3	L, 41-38 (OT)
11/12/06	New Orleans	28	17	264	60.7	3	0	46	127.7	W, 38-31
9/9/07	at Cleveland	23	12	161	52.2	4	0	40	114.3	W, 34-7
10/21/07	at Denver	35	24	290	68.6	4	2	40	108.0	L, 31-28
11/5/07	Baltimore	16	13	209	81.3	5	0	45	158.3	W, 38-7
12/16/07	Jacksonville	32	15	142	46.9	3	0	30	90.9	L, 29-22
12/20/07	at St. Louis	20	16	261	80.0	3	0	83	158.3	W, 41-24
10/5/08	at Jacksonville	41	26	309	63.4	3	1	48	100.6	W, 26-21
10/11/09	at Detroit	30	23	277	76.6	3	1	47t	123.9	W, 28-20
11/9/09	at Denver	29	21	233	72.4	3	1	35	116.0	W, 28-10
11/22/09	at Kansas City	42	32	398	76.2	3	2	41	109.0	L, 27-24
12/20/09	Green Bay	46	29	503	63.0	3	0	60t	121.9	W, 37-36
1/3/10	at Miami	27	18	220	66.6	3	0	54t	128.6	W, 30-24
10/17/10	Cleveland	27	16	257	59.3	3	1	50	112.7	W, 28-10
11/14/10	New England	49	30	387	61.2	3	1	33t	97.9	L, 39-26
11/21/10	Oakland	29	18	275	62.1	3	0	52t	127.8	W, 35-3
10/9/11	Tennessee	34	24	228	70.6	5	1	40t	116.2	W, 38-17
10/23/11	at Arizona	39	26	361	66.7	3	0	95t	121.8	W, 32-20
9/23/12	at Oakland	49	36	384	73.5	4	0	22	123.2	L, 34-31
10/28/12	WASHINGTON	33	24	222	72.7	3	0	27	121.0	W, 27-12
12/9/12	SAN DIEGO	42	22	285	52.4	3	1	40t	87.9	L, 34-24
12/30/12	CLEVELAND	23	15	134	65.2	3	0	16	120.3	W, 24-10
11/3/13	at New England	48	28	400	58.3	4	2	42	95.8	L, 55-31
11/17/13	DETROIT	45	29	367	64.4	4	0	47t	119.4	W, 37-27
12/8/13	MIAMI	39	23	349	58.9	3	0	67	114.2	L, 34-28
9/28/14	TAMPA BAY	40	29	314	72.5	3	0	31	120.2	L, 27-24
10/26/14	INDIANAPOLIS	49	40	522	81.6	6	0	52	150.6	W, 51-34
11/2/14	BALTIMORE	37	25	340	67.6	6	0	54t	136.3	W, 43-23
12/7/14	at Cincinnati	39	25	350	64.1	3	0	94t	118.5	W, 42-21
9/20/15	SAN FRANCISCO	27	21	369	77.8	3	0	59	155.8	W, 43-18
*11/15/15	CLEVELAND	33	22	379	66.7	3	1	64	123.2	W, 30-9
12/6/15	INDIANAPOLIS	39	24	364	61.5	4	0	68t	126.4	W, 45-10
12/20/15	DENVER	55	40	380	72.7	3	2	23t	94.5	W, 34-27
1/3/16	at Cleveland	36	24	349	66.7	3	2	66	102.7	W, 28-12
9/12/16	at Washington	37	27	300	73.0	3	1	42	112.4	W, 38-16
9/18/16	CINCINNATI	37	19	259	51.4	3	2	53	78.5	W, 24-16
10/2/16	KANSAS CITY	27	22	300	81.5	5	0	47	152.5	W, 43-14
10/9/16	N.Y. JETS	47	34	380	72.3	4	0	72t	124.4	W, 31-13
11/13/16	DALLAS	46	37	408	80.4	3	0	44	125.4	L, 35-30
11/24/16	at Indianapolis	20	14	221	70.0	3	0	35	146.0	W, 28-7
12/25/16	BALTIMORE	33	24	279	72.7	3	2	39	103.0	W, 31-27
11/16/17	TENNESSEE	45	30	299	66.7	4	0	41t	115.0	W, 40-17
11/26/17	GREEN BAY	45	33	351	73.3	4	2	39	106.8	W, 31-28
9/16/18	KANSAS CITY	60	39	452	65.0	3	0	46	104.3	L, 42-37
9/24/18	at Tampa Bay	38	30	353	78.9	3	1	75t	120.7	W, 30-27
10/7/18	ATLANTA	29	19	250	65.5	3	1	47t	112.7	W, 41-17
11/8/18	CAROLINA	25	22	328	88.0	5	1	75t	158.3	W, 52-21
12/23/18	at New Orleans	50	33	380	66.0	3	0	49	108.8	L, 31-28

*Did not start vs. Cleveland

POSTSEASON – 2 (1-1)

1/8/06	at Cincinnati	19	14	208	73.7	3	0	54	148.7	W, 31-17
1/14/18	JACKSONVILLE	58	37	469	63.8	5	1	43t	110.5	L, 45-42

ROETHLISBERGER'S 100+ PASSER RATING GAMES (94)

REGULAR SEASON – 89 (77-12 as a starter)

Date	Opponent	Att	Comp	Yds	Pct	TD	Int	LG	Rating	Result
11/8/18	CAROLINA	52	21	328	88.0	5	0	75t	158.3	W, 52-21
12/20/07	at St. Louis	20	16	261	80.0	3	0	83	158.3	W, 41-24
11/5/07	Baltimore	16	13	209	81.3	5	0	45	158.3	W, 38-7
9/11/05	Tennessee	11	9	218	81.8	2	0	63t	158.3	W, 34-7
12/5/04	at Jacksonville	17	14	221	82.5	2	0	37t	158.0	W, 17-16
9/20/15	SAN FRANCISCO	27	21	369	77.8	3	0	59	155.8	W, 43-18
10/15/06	Kansas City	19	16	238	84.2	2	0	50	153.8	W, 45-7
10/2/16	KANSAS CITY	27	22	300	81.5	5	0	47	152.5	W, 43-14
10/26/14	INDIANAPOLIS	49	40	522	81.6	6	0	52	150.6	W, 51-34
10/22/06	at Atlanta	22	16	238	72.7	3	0	36	147.3	L, 41-38
9/7/08	Houston	14	13	137	92.9	2	0	29	147.0	W, 38-17
11/24/16	at Indianapolis	20	14	221	70.0	3	0	35	146.0	W, 28-7
1/2/11	at Cleveland	22	15	280	68.2	2	0	56t	141.3	W, 41-9
9/18/05	at Houston	21	14	254	66.7	2	0	54	139.8	W, 27-7
11/2/14	BALTIMORE	37	25	340	67.6	6	0	54t	136.3	W, 43-23
10/24/10	at Miami	27	19	302	70.4	2	0	53t	132.0	W, 23-22
12/9/18	at Oakland	29	25	282	86.2	2	0	48	130.2	L, 24-21
12/8/11	Cleveland	21	16	280	76.2	2	1	79t	129.6	W, 14-3
10/4/09	San Diego	33	26	333	79.0	2	0	35	128.9	W, 38-28
1/3/10	at Miami	27	18	220	66.6	3	0	54t	128.6	W, 30-24
11/21/10	Oakland	29	18	275	62.1	3	0	52t	127.8	W, 35-3
11/12/06	New Orleans	28	17	264	60.7	3	0	46	127.7	W, 38-31
12/6/15	INDIANAPOLIS	39	24	364	61.5	4	0	68t	126.4	W, 45-10
10/31/04	New England	24	18	196	75.0	2	0	47t	126.4	W, 34-20
10/17/04	at Dallas	25	21	193	84.0	2	0	32	125.5	W, 24-20
11/13/16	DALLAS	46	37	408	80.4	3	0	44	125.4	L, 35-30
9/16/12	N.Y. JETS	31	24	275	77.4	2	0	37t	125.1	W, 27-10
12/26/04	Baltimore	19	14	221	73.7	2	1	36t	125.1	W, 20-7
10/9/16	N.Y. JETS	47	34	380	72.3	4	0	72t	124.4	W, 31-13
10/11/09	at Detroit	30	23	277	76.6	3	1	47t	123.9	W, 28-20
12/6/09	Oakland	24	18	278	75.0	2	1	57	123.3	L, 27-24
*11/15/15	CLEVELAND	33	22	379	66.7	3	1	64	123.2	W, 30-9
9/23/12	at Oakland	49	36	384	73.5	4	0	22	123.2	L, 34-31
12/20/09	Green Bay	46	29	503	63.0	3	0	60t	121.9	W, 37-36
10/23/11	at Arizona	39	26	361	66.7	3	0	95t	121.8	W, 32-20
9/24/18	at Tampa Bay	38	30	353	78.9	3	1	75t	120.7	W, 30-27
10/28/12	WASHINGTON	33	24	222	72.7	3	0	27	121.0	W, 27-12
10/7/07	Seattle	22	18	206	81.8	1	0	25	120.8	W, 21-0
12/30/12	CLEVELAND	23	15	134	65.2	3	0	16	120.3	W, 24-10
9/28/14	TAMPA BAY	40	29	314	72.5	3	0	31	120.2	L, 27-24
12/24/05	at Cleveland	20	13	226	65.0	1	0	46	120.0	W, 41-0
11/17/13	DETROIT	45	29	367	64.4	4	0	47t	119.4	W, 37-27
12/7/14	at Cincinnati	39	25	350	64.1	3	0	94t	118.5	W, 42-21
10/22/17	CINCINNATI	24	14	224	58.3	2	0	42	117.4	W, 29-14
12/4/11	Cincinnati	23	15	176	65.2	2	0	45	117.3	W, 35-7
10/9/11	Tennessee	34	24	228	70.6	5	1	40t	116.2	W, 38-17
11/9/09	at Denver	29	21	233	72.4	3	1	35	116.0	W, 28-10
9/18/11	Seattle	30	22	298	73.3	1	0	53	115.7	W, 24-0
12/25/17	at Houston	29	20	226	69.0	2	0	49	115.0	W, 34-6
11/16/17	TENNESSEE	45	30	299	66.7	4	0	41t	115.0	W, 40-17
9/9/07	at Cleveland	23	12	161	52.2	4	0	40	114.3	W, 34-7
12/8/13	MIAMI	39	23	349	58.9	3	0	62	114.2	L, 34-28
10/20/14	HOUSTON	33	23	265	69.7	2	0	43	113.8	W, 30-23
10/13/13	at N.Y. Jets	30	23	264	76.7	1	0	55t	113.8	W, 19-6
10/18/09	Cleveland	35	23	417	65.7	2	1	52t	113.6	W, 28-14
10/7/18	ATLANTA	29	19	250	65.5	3	1	47t	112.7	W, 41-17
10/17/10	Cleveland	27	16	257	59.3	3	1	50	112.7	W, 28-10
9/21/14	at Carolina	30	22	196	73.3	2	0	30	112.6	W, 37-19
9/12/16	at Washington	37	27	300	73.0	3	1	42	112.4	W, 38-16

BEN ROETHLISBERGER

ROETHLISBERGER'S 100+ PASSER RATING GAMES (94) (Continued)

REGULAR SEASON - 89 (77-12 as a starter)

Date	Opponent	Att	Comp	Yds	Pct	TD	Int	LG	Rating	Result
12/21/14	KANSAS CITY	25	18	220	72.0	1	0	44	112.1	W, 20-12
12/23/10	Carolina	32	22	320	68.8	1	0	43t	111.5	W, 27-3
12/17/17	NEW ENGLAND	30	22	281	73.3	2	1	69	110.6	L, 27-24
9/14/08	at Cleveland	20	13	179	65.0	1	0	48	110.2	W, 10-6
10/28/07	at Cincinnati	26	19	230	73.1	2	1	42	109.5	W, 24-13
11/7/04	Philadelphia	18	11	183	61.1	2	1	47	109.3	W, 27-3
12/14/14	at Atlanta	35	27	360	77.1	0	0	44	109.2	W, 27-20
12/11/05	Chicago	20	13	173	65.0	1	0	45	109.0	W, 21-9
11/22/09	at Kansas City	42	32	398	76.2	3	2	41	109.0	L, 27-24
12/23/18	at New Orleans	50	33	380	66.0	3	0	49	108.8	L, 31-28
10/19/08	at Cincinnati	28	17	216	60.7	2	0	50t	108.6	W, 38-10
10/21/07	at Denver	35	24	290	68.6	4	2	40	108.0	L, 31-28
10/10/04	Cleveland	21	16	231	76.2	1	1	48	107.4	W, 34-23
10/20/13	BALTIMORE	23	17	160	73.9	1	0	19	107.2	W, 19-16
11/26/17	GREEN BAY	45	33	351	73.3	4	2	39	106.8	W, 31-28
9/23/07	San Francisco	20	13	160	65.0	1	0	29	106.2	W, 37-16
12/7/06	Cleveland	21	11	225	52.0	1	0	49t	106.2	W, 27-7
10/2/05	at San Diego	26	17	225	65.4	1	0	33	105.4	W, 24-22
11/21/04	at Cincinnati	21	15	138	71.4	1	0	26	104.9	W, 19-14
9/17/17	MINNESOTA	35	23	243	65.7	2	0	51	104.8	W, 26-9
9/16/18	KANSAS CITY	60	39	452	65.0	3	0	46	104.3	L, 42-37
10/5/14	at Jacksonville	36	26	273	72.2	1	0	30	103.1	W, 17-9
12/25/16	BALTIMORE	33	24	279	72.7	3	2	39	103.0	W, 31-27
1/3/16	at Cleveland	36	24	349	66.7	3	2	66	102.7	W, 28-12
11/24/13	at Cleveland	34	22	217	64.7	2	0	41t	102.2	W, 27-11
12/17/06	at Carolina	17	10	125	58.8	1	0	21	101.3	W, 37-3
10/3/04	Cincinnati	25	17	174	68.0	1	0	30	101.1	W, 28-17
10/14/18	at Cincinnati	46	32	369	69.6	1	0	48	100.7	W, 28-21
9/7/14	CLEVELAND	34	23	365	67.6	1	1	41	100.7	W, 30-27
10/5/08	at Jacksonville	41	26	309	63.4	3	1	48t	100.6	W, 26-21

*Did not start vs. Cleveland

POSTSEASON - 5 (4-1)

1/8/06	at Cincinnati	19	14	208	73.7	3	0	54	148.7	W, 31-17
1/22/06	at Denver	29	21	275	72.4	2	0	30	124.9	W, 34-17
1/8/17	MIAMI	18	13	197	72.2	2	2	62t	105.3	W, 30-12
1/15/11	Baltimore	32	19	226	59.4	2	0	58	101.8	W, 31-24
1/14/18	JACKSONVILLE	58	37	469	63.8	5	1	43t	110.5	L, 45-42

ROETHLISBERGER'S IN CLOSE GAMES (INCLUDING POSTSEASON)

Date	Opponent	Score	Result	Margin	Date	Opponent	Score	Result	Margin
10/17/04	at Dallas	24-20	W	+4	11/26/07	MIAMI	3-0	W	+3
11/21/04	at Cincinnati	19-14	W	+5	1/5/08	JACKSONVILLE	31-29	L	-2
12/5/04	at Jacksonville	17-16	W	+1	9/14/08	at Cleveland	10-6	W	+4
12/18/05	at N.Y. Giants	33-30	W	+3	9/29/08	BALTIMORE	23-20 (OT)	W	+3
1/15/05	N.Y. JETS	20-17	W	+3	10/5/08	at Jacksonville	26-21	W	+5
9/25/05	NEW ENGLAND	23-20	L	-3	11/9/08	INDIANAPOLIS	24-20	L	-4
10/10/05	at San Diego	24-22	W	+2	11/16/08	SAN DIEGO	11-10	W	+1
10/31/05	BALTIMORE	20-19	W	+1	12/14/08	at Baltimore	13-9	W	+4
1/15/06	at Indianapolis	21-18	W	+3	2/1/08	vs. Arizona	27-23	W	+4
10/22/06	at Atlanta	41-38 (OT)	L	-3	9/10/09	TENNESSEE	13-10 (OT)	W	+3
11/19/06	at Cleveland	24-20	W	+4	9/20/09	at Chicago	17-14	L	-3
12/31/06	at Cincinnati	23-17 (OT)	W	+6	9/27/09	at Cincinnati	23-20	L	-3
10/21/07	at Denver	31-28	L	-3	11/22/09	at Kansas City	27-24	L	-3
11/11/07	CLEVELAND	31-28	W	+3	12/6/09	OAKLAND	27-24	L	-3
11/18/07	at N.Y. Jets	19-16 (OT)	L	-3	12/20/09	GREEN BAY	27-26	W	+1

ROETHLISBERGER'S IN CLOSE GAMES (INCLUDING POSTSEASON) (Continued)

Date	Opponent	Score	Result	Margin	Date	Opponent	Score	Result	Margin
12/27/09	BALTIMORE	23-20	W	+3	11/30/14	NEW ORLEANS	35-32	L	-3
10/24/10	at Miami	23-22	W	+1	9/27/15	at St. Louis	12-6	W	+6
11/8/10	at Cincinnati	27-21	W	+6	11/1/15	CINCINNATI	16-10	L	-6
11/28/10	at Buffalo ●	19-16 (OT)	W	+3	11/8/15	OAKLAND	38-35	W	+3
12/5/10	at Baltimore	13-10	W	+3	12/27/15	at Baltimore	20-17	L	-3
12/19/10	N.Y. JETS	22-17	L	-5	1/9/16	at Cincinnati ●	18-16	W	+2
1/23/11	N.Y. JETS ●	24-19	W	+5	11/13/16	DALLAS	35-30	L	-5
2/5/11	vs. Green Bay ●	31-25	L	-6	12/18/16	at Cincinnati	24-20	W	+4
9/25/11	at Indianapolis	23-20	W	+3	12/25/16	BALTIMORE	31-27	W	+4
10/16/11	JACKSONVILLE	17-13	W	+4	1/15/17	at Kansas City ●	18-16	W	+2
11/6/11	BALTIMORE	23-20	L	-3	9/10/17	at Cleveland	21-18	W	+3
11/27/11	at Kansas City	13-9	W	+4	9/24/17	at Chicago ●	23-17 (OT)	L	-6
1/1/12	at Cleveland	13-9	W	+4	10/15/17	at Kansas City	19-13	W	+6
1/8/12	at Denver ●	29-23 (OT)	L	-6	10/29/17	at Detroit	20-15	W	+5
9/23/12	at Oakland	34-31	L	-3	11/12/17	at Indianapolis	20-17	W	+3
10/7/12	PHILADELPHIA	16-14	W	+2	11/26/17	GREEN BAY	31-28	W	+3
10/11/12	at Tennessee	26-23	L	-3	12/4/17	at Cincinnati	23-20	W	+3
11/4/12	at N.Y. Giants	24-20	W	+4	12/10/17	BALTIMORE	39-38	W	+1
11/12/12	KANSAS CITY ●	16-13 (OT)	W	+3	12/17/17	NEW ENGLAND	27-24	L	-3
12/16/12	at Dallas ●	27-24 (OT)	L	-3	1/14/18	JACKSONVILLE ●	45-42	L	-3
12/23/12	CINCINNATI	13-10	L	-3	9/9/18	at Cleveland ●	21-21	T	0
10/20/13	BALTIMORE	19-16	W	+3	9/16/18	KANSAS CITY	42-37	L	-5
10/27/13	at Oakland	21-18	L	-3	9/24/18	at Tampa Bay	30-27	W	+3
11/28/13	at Baltimore	22-20	L	-2	11/18/18	at Jacksonville	20-16	W	+4
12/8/13	MIAMI	34-28	L	-6	12/2/18	L.A. CHARGERS	33-30	L	-3
9/7/14	CLEVELAND	30-27	W	+3	12/9/18	at Oakland	24-21	L	-3
9/28/14	TAMPA BAY	27-24	L	-3	12/23/18	at New Orleans	31-28	L	-3
11/17/14	at Tennessee	27-24	W	+3	12/30/18	CINCINNATI	16-13	W	+3
					9/15/19	SEATTLE	28-26	L	-2

● Overtime ● Postseason

Overall Record in Games Decided By 6 Points or Less: 45-31-1

ROETHLISBERGER'S MISCELLANEOUS CAREER STATISTICS

Roethlisberger's Career TD Passes (By Target): (393 Total)

REGULAR SEASON – 363

Antonio Brown (74); Heath Miller (41); Hines Ward (40); Mike Wallace (29); Santonio Holmes (18); Martavis Bryant (14); JuJu Smith-Schuster (13); Jerricho Cotchery (12); Emmanuel Sanders (11); Nate Washington (11); Jesse James (9); Le'Veon Bell (7); Matt Spaeth (7); Markus Wheaton (7); Plaxico Burress (6); Vance McDonald (5); Mewelde Moore (4); Willie Parker (4); Eli Rogers (4); Jerame Tuman (4); Najeh Davenport (3); Xavier Grimble (3); Antwaan Randle El (3); Jaylen Samuels (3); Sammie Coates (2); Darrius Heyward-Bey (2); Will Johnson (2); Rashard Mendenhall (2); Leonard Pope (2); Isaac Redman (2); Jay Riemersma (2); James Conner (1); Ladarious Green (1); Cobi Hamilton (1); Verron Haynes (1); Justin Hunter (1); David Johnson (1); Dan Kreider (1); Lance Moore (1); Quincy Morgan (1); Derek Moye (1); Roosevelt Nix (1); Michael Palmer (1); Wesley Saunders (1); Ryan Switzer (1); James Washington (1); DeAngelo Williams (1); Cedrick Wilson (1).

POSTSEASON – 30

Hines Ward (6); Antonio Brown (4); Heath Miller (4); Martavis Bryant (3); Santonio Holmes (3); Cedrick Wilson (2); Le'Veon Bell (1); Plaxico Burress (1); Jerricho Cotchery (1); Cobi Hamilton (1); Willie Parker (1); Antwaan Randle El (1); JuJu Smith-Schuster (1); Mike Wallace (1).

BEN ROETHLISBERGER

ROETHLISBERGER'S CAREER RUSHING TDS: (22 TOTAL)

REGULAR SEASON - 19

Date	Opponent	Play	Result
10/10/04	CLEVELAND	Roethlisberger 6-yd. run	W, 34-23
10/10/05	at San Diego	Roethlisberger 7-yd. run	W, 24-22
12/18/05	at Minnesota	Roethlisberger 3-yd. run	W, 18-3
1/1/06	DETROIT	Roethlisberger 7-yd. run	W, 35-21
12/7/06	CLEVELAND	Roethlisberger 2-yd. run	W, 27-7
12/17/06	at Carolina	Roethlisberger 1-yd. run	W, 37-3
11/11/07	CLEVELAND	Roethlisberger 30-yd. run	W, 31-28
12/2/07	CINCINNATI	Roethlisberger 6-yd. run	W, 24-10
11/3/08	at Washington	Roethlisberger 1-yd. run	W, 23-6
11/20/08	CINCINNATI	Roethlisberger 8-yd. run	W, 27-10
9/20/09	at Chicago	Roethlisberger 2-yd. run	L, 17-14
9/27/09	at Cincinnati	Roethlisberger 1-yd. run	L, 23-20
11/21/10	OAKLAND	Roethlisberger 16-yd. run	W, 35-3
12/23/10	CAROLINA	Roethlisberger 1-yd. run	W, 27-3
12/22/13	at Green Bay	Roethlisberger 13-yd. run	W, 38-31
11/6/16	at Baltimore	Roethlisberger 4-yd. run	L, 21-14
9/16/18	KANSAS CITY	Roethlisberger 3-yd. run	L, 42-37
11/4/18	at Baltimore	Roethlisberger 1-yd. run	W 23-16
11/18/18	at Jacksonville	Roethlisberger 1-yd. run	W 20-16

POSTSEASON - 3

Date	Opponent	Play	Result
1/2/06	at Denver	Roethlisberger 4-yd. run	W, 34-17
2/5/06	vs. Seattle	Roethlisberger 1-yd. run	W, 21-10
1/23/11	N.Y. JETS	Roethlisberger 2-yd. run	W, 24-19



MASON RUDOLPH

QUARTERBACK

HEIGHT: 6-5 BIRTHPLACE: Rock Hill, NC
 WEIGHT: 235 HOW ACQUIRED: D3a - '18 (#76)
 COLLEGE: Oklahoma State NFL EXPERIENCE: 2nd year
 BORN: July 7, 1995

CAREER HIGHLIGHTS

Set franchise records for a QB in first career home start (9/30/19 vs Cincinnati) in completions (24), completion percentage (85.7), and QB rating (124.6).

Set single-game career highs in pass attempts (36) and passing yards (251) vs. Miami (10/28/19).

Set a single-game career high in completions (26) vs. Indianapolis (11/3/19).

First quarterback in NFL history to register his first two career wins on Monday Night Football.

Third quarterback since the 1970 NFL-AFL merger to record a passer rating of at least 81.4 and throw a TD in each of his first seven career starts.

Fifth quarterback since the 1970 NFL-AFL merger to throw a TD in each of his first eight career games (Jay Cutler, Mike Glennon, Oliver Luck and Mark Rypien).

MASON RUDOLPH

PRO (10-8/0-0): Drafted by the Steelers with the first of the team's two third-round selections (76th overall) of the 2018 NFL Draft.

2019 (10-8/0-0): Appeared in 10 games in his second year, starting eight...finished the season with 176 completions for 1,765 yards and 13 TDs with 9 interceptions...had a season long-pass at San Francisco when he connected with JuJu Smith-Schuster for a 76-yard TD...in a win over Indianapolis, had a season-high 26 completions and a TD...started twice on Monday Night Football and had a career-high 124.6 passer rating against Miami on 9/30.

9/15 vs Seattle: Made his NFL debut, entering the game in the second half for an injured Ben Roethlisberger...completed 12-of-19 passes for 112 yards, 2 TDs, 1 interception, and a passer rating of 92.4.

9/22 at San Francisco: In first NFL start, completed 14-of-27 passes for 174 yards and 2 TDs...tied the franchise record for TD passes in first career start (tied with Ron Smith, 1966; Rudy Bukich, 1960; Scott Campbell, 1985) with scoring throws from 76 and 39 yards.

9/30 vs Cincinnati: In his first start at Heinz Field, completed 24-of-28 passes for 229 yards, 2 TDs and no interceptions for a passer rating of 124.6...set franchise records for a QB in first career home start in completions (24), completion percentage (85.7), and QB rating (124.6)...his 85.7 completion percentage is tied with QB Ben Roethlisberger (85.7 vs. Miami, Nov. 26, 2007) for the third-highest in franchise history...recorded his third straight game with at least 2 TD passes...completed 17-of-18 passes for 133 yards and 1 TD in the first half...completed his first 7 passes of the game, which went to five different players...connected with RB James Conner on a 21-yard TD pass in the second quarter...connected with WR Diontae Johnson on a 43-yard TD pass in the third quarter.

10/28 vs Miami: Completed 20-of-36 passes for 251 yards, 2 TDs and 1 interception...set single-game career highs in pass attempts (36) and passing yards (251)...first quarterback in NFL history to register his first two career wins on Monday Night Football.

11/3 vs Indianapolis: Completed 26 of 35 (74.3 percent) for 191 yards and 1 TD...connected with TE Vance McDonald for a 7-yard TD completion in the third quarter.

11/10 vs L.A. Rams: Completed 22 of 28 passes for 242 yards and 1 TD for a passer rating of 85.6...first QB since the 1970 NFL-AFL merger to throw at least 1 TD pass in each of his first seven career games and first since Tampa Bay's Jameis Winston in 2015...third quarterback since the 1970 NFL-AFL merger to record a passer rating of at least 81.4 and throw a TD in each of his first seven career starts.

COLLEGE Led the Cowboys to a 32-9 record as a started becoming the winningest quarterback in school history...notched 10 wins in games in which Oklahoma State trailed during the second half...finished his career holding no fewer than 54 school records, including single-season and career marks for passing yards, passing touchdowns and pass efficiency...ranked fourth in Big-12 history with 13,618 career passing yards and third with a 324.2 passing yards per game average...recipient of the 2017 Johnny Unitas Golden Arm Award, the Fellowship of Christian Athletes' Bobby Bowden Award and the Sammy Baugh Award...led the FBS with 4,904 passing yards, earning second-team All-Big 12 honors by the coaches in 2017...broke Barry Sanders' school record for touchdowns responsible for with 47...teamed with receivers James Washington and Marcell Ateman and running back Justice Hall to make Oklahoma State the first Big 12 school in conference history with a 4,000-yard passer, two 1,000-yard receivers and a 1,000-yard running back in the same year (2017)...tabbed the school's 2016 Offensive MVP by

2020 PLAYERS

MASON RUDOLPH

the coaching staff...was the only player in the country to throw for at least 4,000 passing yards while throwing less than five interceptions...his 4,091 passing yards ranked him eighth in the nation and third-most in school history for a single-season... second-team Academic All-Big 12 honoree in 2015, throwing for 3,770 yards on 264 completions and 21 touchdown strikes...entered the starting lineup in Week 11 of 2014 freshman year...threw for 299 yards, along with two touchdown throws, in the Cactus Bowl vs. Washington – the most passing yards by a Cowboy freshman in a bowl game...graduated with a bachelor's degree in marketing.

PERSONAL Attended Northwestern High School (Rock Hill, S.C)...led school to a 62-35 win over Stratford in the South Carolina Class 4A Division II Championship, completing 40-of-57 passes for 488 yards with 8 TD passes in senior year...racked up 4,377 passing yards on 350 completions with 64 TD throws as a senior, while rushing for 543 yards (129 carries) and 16 TDs...“Mr. Football” award finalist in South Carolina and MVP of the Shrine Bowl of the Carolinas...son of Brett and Jamie Rudolph...mother ran tack at Liberty University and dad played football at the University of North Carolina...full name: Mason Rudolph.

RUDOLPH'S 2019 GAME-BY-GAME STATISTICS

Date	Opponent	GP	GS	Att	Cmp	Pct.	Yds	Att	TD	Int	Lg	Sk	Lst	Rtg	
9/8	at New England	0	0	0	0	0.0	0	0.0	0	0	0	0	0	0.0	
9/15	SEATTLE	1	0	19	12	63.2	112	5.9	2	1	45	0	0	92.7	
9/22	at San Francisco	1	1	27	14	51.9	174	6.4	2	1	76t	2	14	81.4	
9/30	CINCINNATI	1	1	28	24	85.7	229	8.2	2	0	43t	0	0	124.6	
10/6	BALTIMORE	1	1	20	12	65.0	131	6.6	1	0	35t	1	7	100.2	
10/13	at L.A. Chargers	INACTIVE													
10/28	MIAMI	1	1	36	20	55.6	251	7.0	2	1	45t	2	15	84.4	
11/3	INDIANAPOLIS	1	1	20	36	74.3	191	5.5	1	1	40	1	8	84.3	
11/10	L.A. RAMS	1	1	38	22	57.9	242	6.4	1	0	34	3	11	85.6	
11/14	at Cleveland	1	1	44	23	52.3	221	5.0	1	4	22	4	43	36.3	
11/24	at Cincinnati	1	1	16	8	50.0	85	5.3	0	1	35	1	13	39.8	
12/1	CLEVELAND	DID NOT PLAY													
12/8	at Arizona	DID NOT PLAY													
12/15	BUFFALO	DID NOT PLAY													
11/24	at Cincinnati	1	0	20	14	70.0	129	6.5	1	0	29t	1	9	104.0	
12/29	at Baltimore	RESERVE/INJURED													
SEASON TOTALS		10	8	283	176	62.2	1,765	6.2	13	9	76t	15	124	82.0	
NFL TOTALS		10	8	283	176	62.2	1,765	6.2	13	9	76t	15	124	82.0	

Career Regular-Season Record as a Starter: 5-3 (.625); 5-3 (.625) in '19.

RUDOLPH'S CAREER RUSHING TOTALS

Year	Team	Att	Yds	Avg	Lg	TD
2019	Pittsburgh	21	42	2.0	13	0
NFL TOTALS		21	42	2.0	13	0

Regular-Season Single-Game Highs:

Attempts: 44, at Cleveland, 11/14/19; **Completions:** 26, vs. Indianapolis, 11/3/19; **Completion Percentage (Min. 20 Att.):** 85.7, vs. Cincinnati, 9/30/19; **Passing Yards:** 251, vs. Miami, 10/28/19; **Yards/Attempt (Min. 10 Att.):** 8.2, vs. Cincinnati, 9/30/19; **TDs:** 2, four times, last vs. Miami, 10/28/19; **Interceptions:** 4, at Cleveland, 11/14/19; **Long:** 76t, at San Francisco, 9/22/19; **QB Rating:** 124.6, vs. Cincinnati, 9/30/19; **Rushing Attempts:** 4, twice, last at Cincinnati, 11/24/19; **Rushing Yards:** 15, twice, last at Cleveland, 11/14/19; **Rushing Long:** 13, at Cleveland, 11/14/19.

RUDOLPH'S 2019 GAME-BY-GAME STATISTICS

REGULAR SEASON

Year	Team	GP	GS	Att	Cmp	Pct.	Yds	Att	TD	Int	Lg	Sk	Lst	Rtg
2018	Pittsburgh	0	0	0	0	0	0	0	0	0	0	0	0	0
2019	Pittsburgh	10	8	283	176	62.2	1,765	6.2	13	9	76t	15	124	82.0
NFL TOTALS		10	8	283	176	62.2	1,765	6.2	13	9	76t	15	124	82.0

RUDOLPH'S 100+ PASSER RATING GAMES (2)

REGULAR SEASON – 2 (1-1 as a starter)

Date	Opponent	Att	Comp	Yds	Pct	TD	Int	LG	Rating	Result
10/6/19	BALTIMORE	20	13	131	65.0	1	0	35t	100.2	L, 26-23
9/30/19	CINCINNATI	28	24	229	85.7	2	0	43	124.6	W, 27-3

RUDOLPH IN CLOSE GAMES (INCLUDING POSTSEASON)

Date	Opponent	Score	Result	Margin
11/10/19	L.A. RAMS	17-12	W	+5
11/3/19	INDIANAPOLIS	26-24	W	+2
10/6/19	BALTIMORE	26-23	L	-3
9/22/19	at San Francisco	24-20	L	-4
9/15/19	SEATTLE	28-26	L	-2

Overall Record in Games Decided By 6 Points or Less: 2-3

RUDOLPH'S MISCELLANEOUS CAREER STATISTICS

Rudolph's Career TD Passes (By Target): (13 Total)

REGULAR SEASON – 13

Diontae Johnson (4); Vance McDonald (3); JuJu Smith-Schuster (3); James Conner (1); James Washington (1); Jaylen Samuels (1).



JAYLEN SAMUELS

RUNNING BACK

HEIGHT: 6-0

BIRTHPLACE: Charlotte, NC

WEIGHT: 225

HOW ACQUIRED: D5b-'18 (#165)

COLLEGE: North Carolina State

NFL EXPERIENCE: 3rd year

BORN: July 29, 1996

CAREER HIGHLIGHTS

Named Pepsi Rookie of the Week in Week 15 of 2018.

Second player with 3 completions, 3 rushes and 3 catches in a game since the 1970 merger, joining Terrelle Pryor in 2016.

First Pittsburgh RB with a completion, rush attempt and reception in the same game since Melwede Moore in Week 4 of 2009 against the San Diego Chargers (Oct. 4).

First Steelers non-QB with multiple completions in a game since Antwaan Randle El in 2005.

Recorded a career-high 13 receptions vs. Indianapolis (11/3/19), which is the most by a Steelers running back in franchise history, surpassing Le'Veon Bell (12 vs. Green Bay on Nov. 26, 2017).

His 13 receptions vs. Indianapolis (11/3/19) marked the fifth 10+ reception game by a running back in franchise history.

JAYLEN SAMUELS

PRO (28-7-0-0): Drafted by the Pittsburgh Steelers with the second of their two fifth round selections (165th overall) of the 2018 NFL Draft.

2019 (14-4-0-0): Saw action in 14 games with four starts...totaled 175 yards on 66 carries with 1 TD and added 47 catches for 305 yards and 1 TD reception.

9/30 vs Cincinnati: Rushed 10 times for 26 yards and 1 TD and added 8 receptions for receiving yards (57)...completed 3 passes from wildcat formation, all to RB James Conner, for 31 yards...scored on a 2-yard TD run in the third quarter...second player with 3 completions, 3 rushes and 3 catches in a game since the 1970 merger, joining Terrelle Pryor in 2016...first Pittsburgh RB with a completion, rush attempt and reception in the same game since Mewelde Moore in Week 4 of 2009 against the San Diego Chargers (Oct. 4)...first Steelers non-QB with multiple completions in a game since Antwaan Randle El in 2005.

11/3 vs Indianapolis: Returned to action and rushed 8 times for 10 yards, while adding 13 catches for 73 yards...his 13 receptions are the most by a Steelers running back in franchise history, surpassing Le'Veon Bell (12 vs. Green Bay on Nov. 26, 2017)...his 13 receptions also marks the fifth 10+ reception game by a running back in franchise history.

COLLEGE Set a North Carolina State record for career receptions (202) and finished second in school history in total TDs (47), fourth in TD receptions (19) and sixth in TD runs

(28)...his 47 total TDs are third-most in the Atlantic Coast Conference...was the only active player in the nation with at least 15 career rushing and 15 career receiving TDs, and the first to boast such numbers since at least 2004...caught at least one pass in 41 consecutive games – the fifth-best active streak in the FBS and a program record...started all 13 games in 2017, catching 76 passes en route to earning first-team All-ACC honors as an all-purpose player, and third-team accolades by the Associated Press as a tight end...matched Torry Holt's school record with 15 catches in the 2017 season opener...honored with jersey No. 1 in 2016, earning third-team All-ACC accolades by the coaches and honorable mention by the media...started 10-of-13 games in 2016, leading the team with 55 catches and being named MVP of the Independence Bowl win vs. Vanderbilt where he scored 3 TDs...a first-team All-ACC honoree and third-team All-American in 2015, starting 10-of-13 games played...had more catches (65) than any tight end in the nation and totaled 16 TDs (9 rushing / 7 receiving)...earned the Torry Holt Award as the team's most valuable offensive player...saw action in 13 games (two starts) in 2014, rushing for 143 yards on 15 carries and added 6 catches for 96 yards and a TD...majored in program management.

PERSONAL Attended Mallard Creek HS (Charlotte, N.C.)...helped team to a perfect 16-0 mark and the NC 4AA state title, gaining 99 rushing yards and scoring three touchdowns while adding five catches for 114 yards and two scores in the championship game...a 2013 Associated Press all-state selection, named the Charlotte Mecklenburg I-Meck Offensive Player of the Year...full name: Jaylen Samuels.

SAMUELS' 2019 GAME-BY-GAME STATISTICS

Date	Opponent	GP	RECEIVING					Lg	TD	RUSHING			
			GS	Att	Yds	Avg	No			Yds	Avg	Lg	TD
9/15	SEATTLE	1	0	3	18	6.0	7	0	1	13	13.0	13	0
9/22	at San Francisco	1	0	0	0	0.0	0	0	0	0	0.0	0	0
9/30	CINCINNATI	1	0	10	26	2.6	13	1	8	57	7.1	14	0
10/6	BALTIMORE	1	0	3	2	0.7	6	0	3	11	3.7	9	0
10/13	at L.A. Chargers								INACTIVE				
10/28	MIAMI								INACTIVE				
11/3	INDIANAPOLIS	1	1	8	10	1.7	6	0	13	73	5.6	17	0
11/10	L.A. RAMS	1	1	14	29	2.1	8	0	3	11	3.7	5	0
11/14	at Cleveland	1	0	5	26	5.2	11	0	5	19	3.8	10	1
11/24	at Cincinnati	1	0	2	6	3.0	4	0	3	26	8.7	11	0
12/1	CLEVELAND	1	1	7	32	4.6	8	0	2	22	11.0	11	0
12/8	at Arizona	1	1	7	16	2.3	9	0	2	18	9.0	18	0
12/15	BUFFALO	1	0	2	-1	-0.5	2	0	1	5	5.0	5	0
12/22	at N.Y. Jets	1	0	3	7	2.3	6	0	4	32	8.0	27	0
12/29	at Baltimore	1	0	0	0	0.0	0	0	1	16	16.0	16	0
SEASON TOTALS		14	4	66	175	2.7	13	1	47	305	6.5	27	1
NFL TOTALS		28	7	122	431	3.5	25	1	73	504	6.9	27	4

SAMUELS' CAREER STATISTICS

REGULAR SEASON

Date	Opponent	GP	RECEIVING					Lg	TD	RUSHING			
			GS	Att	Yds	Avg	No			Yds	Avg	Lg	TD
2018	Pittsburgh	14	3	56	256	4.6	25	0	26	199	7.7	23	3
2019	Pittsburgh	14	4	66	175	2.7	13	1	47	305	6.5	27	1
NFL TOTALS		28	7	122	431	3.5	25	1	73	504	6.9	27	4



CHRISTIAN SCOTLAND-WILLIAMSON

TIGHT END

HEIGHT: 6-9

WEIGHT: 274

COLLEGE: Loughborough

BORN: July 5, 1993

BIRTHPLACE: Waltham Forest, England

HOW ACQUIRED: IPP - '18

NFL EXPERIENCE: 1st year

PRO (0-0/0-0): Signed a Reserved/Future contract with Pittsburgh on December 31, 2018... added to the Steelers practice squad on September 2, 2018...signed by the Steelers through the NFL's International Player Pathway program on May 10, 2018.

2019 (16-0): Spent the year on the Steelers practice squad.

COLLEGE Joined the Worcester Warriors Rugby Football Club of the English Premiership, where he played in 23 games from

2014-17 before joining the NFL's International Player Pathway program.

PERSONAL Studied geography and economics at Loughborough University while playing for Loughborough Students...earned a degree in economics and completed a master's program in international business...prior to Loughborough, was a student at the Royal Grammar School in High Wycombe...older brother, Alexander, played college basketball at the University of Alabama-Birmingham...full name: Christian Frederique A.G. Scotland-Williamson.



TUZAR SKIPPER

LINEBACKER

HEIGHT: 6-3

WEIGHT: 246

COLLEGE: Toledo

BORN: June 5, 1995

BIRTHPLACE: Norwich, CT

HOW ACQUIRED: UDFA - '19

NFL EXPERIENCE: 2nd year

PRO (6-0/0-0): Signed a two-year contract with the Pittsburgh Steelers on December 30, 2019...re-signed off the New York Giants' practice squad to the Steelers active roster on Nov. 19, 2019...signed to the Giants' practice squad on October 24, 2019...waived by the Giants on October 22, 2019...assigned to the Giants via waivers on September 9, 2019...waived by the Steelers on September 7, 2019...signed by Steelers as an undrafted free agent on May 13, 2019.

2019 (6-0/0-0) (NYG/PIT): Saw action in 6 games for the New York Giants...registered 2 tackles and half a sack.

COLLEGE Played in 29 career games at Toledo (2016-18), tallying 90 tackles (46 solo), 13.5 tackles for loss, 9.5 sacks, 3 forced fumbles, 2 fumble recoveries and 1 blocked

kick...earned third-team All-MAC after his senior season in 2018...tied for third on the team with 60 tackles...led the team and ranked fifth in the MAC with 8.5 sacks...ranked second on team with 11.5 TFL...played in three games, starting two, before an injury ended his junior season in 2017...had 8 tackles and 1.0 sack...appeared in all 13 games in his first season with Toledo in 2016...recorded 22 tackles, 1.0 TFL, 2 quarterback hurries and 1 blocked kick...spent his first two years in college at Monroe College, where he made second-team All-Conference both years.

PERSONAL Attended Norwich (Conn.) Free Academy...won league title in 2012...a two-time All-Area selection...twice made Connecticut High School Coaches' Association Class LL all-state team...son of Lamont Williams and Shonte Skipper...full name: Tuzar Skipper.

SKIPPER'S 2019 GAME-BY-GAME STATISTICS

Date	Opponent	GP	GS	T	AT	TOT	Sacks	Yds	Int/Yds	PD	FF	FR
*9/15	BUFFALO	1	0	0	0	0	0.0	0.0	0/0	0	0	0
*9/22	at Tampa Bay	1	0	0	1	1	0.0	0.0	0/0	0	0	0
*9/29	WASHINGTON	1	0	0	1	1	0.5	5.5	0/0	0	0	0
*10/6	MINNESOTA	1	0	0	0	0	0.0	0.0	0/0	0	0	1
*10/10	at New England	1	0	0	0	0	0.0	0.0	0/0	0	0	0
*10/20	ARIZONA	1	0	0	0	0	0.0	0.0	0/0	0	0	0
11/24	at Cincinnati						INACTIVE					
12/1	CLEVELAND						INACTIVE					
12/8	at Arizona						INACTIVE					
12/15	BUFFALO						INACTIVE					
12/22	at N.Y. Jets						INACTIVE					
12/29	at Baltimore						INACTIVE					
*SEASON TOTALS		6	0	0	2	2	0.5	5.5	0/0	0	0	1
*NFL TOTALS		6	0	0	2	2	0.5	5.5	0/0	0	0	1

*with New York Giants

SKIPPER'S CAREER TOTALS

REGULAR SEASON

Year	Team	GP	GS	T	AT	TOT	Sacks	Yds	Int/Yds	PD	FF	FR
2019	New York Giants	6	0	0	2	2	0.5	5.5	0/0	0	0	1
2019	Pittsburgh	0	0	0	0	0	0.0	0.0	0/0	0	0	0
NFL TOTALS		6	0	0	2	2	0.5	5.5	0/0	0	0	1



JUJU SMITH-SCHUSTER

WIDE RECEIVER

HEIGHT: 6-1

BIRTHPLACE: Long Beach, CA

WEIGHT: 215

HOW ACQUIRED: D2 - '17

COLLEGE: Southern Cal

NFL EXPERIENCE: 4th year

BORN: Nov. 22, 1996

CAREER HIGHLIGHTS

First wide receiver in NFL history to post 12 100-yard receiving games prior to their 23rd birthday - besting the previous record of 11 (Randy Moss, Minnesota Vikings).

First wide receiver in NFL history to record 200 career receptions before his 23rd birthday.

Youngest player in NFL history to reach 2,500 career receiving yards.

Voted Team MVP and was selected as a Pro Bowl alternate in 2018.

Set single-season highs with 1,426 receiving yards (fifth-most by a Steeler in a single season), the first 1,000-receiving yard season of his NFL career, 1,439 scrimmage yards and 111 catches (fourth-most by a Steeler in a single season) in 2018.

Eclipsed 1,500 receiving yards in his 21st game, setting a team record for the fewest games to the milestone (Louis Lipps, 23).

Is the third Steeler in team history to record at least 100 catches in a season, (Antonio Brown: six seasons, Hines Ward: one season).

Set a team record for the fewest games played to reach 100 catches (20), reaching the mark on Oct. 14, 2018.

Set a team record for the fewest games played to reach 150 catches (28), reaching the mark on Dec. 16, 2018.

Totaled at least 100 receiving yards in eight games in 2018, which tied as the second-most by a Steeler in a single-season with Antonio Brown (2014 and 2017). (Record: Antonio Brown, 2015: 9).

Totaled 1,972 receiving yards in the first 25 games of his career, the fourth-most by an NFL player since the 1970 AFL-NFL merger.

Recorded the fifth-most receptions (169), 10th-most receiving yards (2,343) and tied with Randy Moss for the fourth-most 100-receiving yard games (11) in a player's first two seasons in NFL history.

Amassed five touchdown catches before turning 21, the most in NFL history by a player before his 21st birthday (turned 21 on Nov. 22).

Became the first Steelers rookie - and just the fourth NFL rookie - to earn Offensive and Special Teams Player of the Week honors, joining Eddie Kennison (1996), Reggie Bush (2006) and Tyreek Hill (2016).

Recorded the most receiving yards by a rookie in Steelers history (917).

At 20 years old in 2017, he became the youngest player to score a touchdown in the NFL since 1964 (Chicago's Andy Livingston) and the youngest NFL player to catch a touchdown pass since 1930 (Green Bay's Arnie Herber).

His 11 100-yard receiving games combined in 2017 and 2018 were tied for the fourth-most in League history over a player's first 2 seasons, while his 169 catches were fifth and his 2,343 receiving yards were 10th.

Named AFC Offensive Player of the Week once (Week 10 in 2017).

Named AFC Special Teams Player of the Week once (Week 17 in 2017).

2020 PLAYERS

JUJU SMITH-SCHUSTER

PRO (42-32/1-1): Drafted by the Steelers in the second round (62nd overall) of the 2017 NFL Draft.

2019 (12-12/0-0): Saw action in 12 games with 12 starts...inactive for four straight weeks (Week 12-15) following a knee injury at Cleveland (Nov. 14)...caught 42 passes for 552 yards and 3 TDs...caught five passes for 103 yards, including a 34-yard TD, against Miami in Week 8 (Oct. 28).

9/8 at New England: Caught six passes for 78 yards.

9/15 vs Seattle: Caught five passes for 84 yards...registered a 45-yard catch in the third quarter, which marked the 13th reception of 40+ yards in his career.

9/22 at San Francisco: Caught three passes for 81 yards, including a 76-yard TD grab in the third quarter...his 76-yard TD catch marks the third-longest reception of his career and his fourth career TD catch of at least 75 yards.

10/6 vs Baltimore: Caught seven passes for 75 yards, including a 35-yard TD pass from QB Mason Rudolph.

10/28 vs Miami: Caught five passes for a team-high 103 receiving yards and one TD...registered his first 100-yard receiving game of the season and 12th of his career.

11/10 vs L.A. Rams: Caught three passes for 44 yards.

11/14 at Cleveland: Caught two passes for 21 yards before leaving the game with a concussion.

11/24 at Cincinnati: Inactive due to a concussion and a knee injury.

12/1 vs Cleveland: Inactive due to a knee injury.

12/8 at Arizona: Inactive due to a knee injury.

12/15 vs Buffalo: Inactive due to a knee injury.

12/22 at New York Jets: Returned to action and caught two passes for 22 yards.

12/29 at Baltimore: Caught two passes for 6 yards.

COLLEGE Saw action in 40 games with 39 starts at USC (2014-16)...totaled 213 receptions for 3,092 yards with 25 TD receptions...his 213 receptions were the fourth-most in school history at the time...12 100-yard receiving games...named first-team All-Pac 12 in 2015, and earned second-team All-Pac-12 honors in 2014 and 2016...10 TD receptions in back-to-back seasons (2015-16)...as a sophomore in 2015, earned second-team All-America honors by the AP, SI.com and Sporting News, as he led the Pac-12 in receiving yards (1,454), which were the third-most in single-season school history.

PERSONAL Attended Long Beach Polytechnic HS (Long Beach, Calif.)...played wide receiver and safety...as a senior, named to the Prep Star All-American Dream Team, and named Cal-Hi Sports All-State first team, All-CIF Pac-5 Division, Los Angeles Times All-Area, Orange County Register Fab 15 first team, Long Beach Press-Telegram Dream Team and All-Moore League Player of the Year...as a junior, named Cal-Hi Sports California Junior of the Year, and named Cal Hi Sports All-State first team, Cal-Hi Sports All-State Junior first team, Max Preps All-State Division I first team, All-CIF Pac-5 Division Co-Offensive Player of the Year, Los Angeles Times All-Area and Long Beach Press Telegram All-Area Player of the Year... full name: John "JuJu" Smith-Schuster.

SMITH-SCHUSTER'S 2019 GAME-BY-GAME STATISTICS

Date	Opponent	GP	RECEIVING						RUSHING					
			GS	No	Yds	Avg	Lg	TD	No	Yds	Avg	Lg	TD	
9/8	at New England	1	1	6	78	13.0	26	0	0	0	0.0	0	0	
9/15	SEATTLE	1	1	5	84	16.8	45	0	0	0	0.0	0	0	
9/22	at San Francisco	1	1	3	81	27.0	76t	1	0	0	0.0	0	0	
9/30	CINCINNATI	1	1	3	15	5.0	9	0	0	0	0.0	0	0	
10/6	BALTIMORE	1	1	7	75	10.7	35t	1	0	0	0.0	0	0	
10/13	at L.A. Chargers	1	1	1	7	7.0	7	0	0	0	0.0	0	0	
10/28	MIAMI	1	1	5	103	20.6	34	1	0	0	0.0	0	0	
11/3	INDIANAPOLIS	1	1	3	16	5.3	12	0	0	0	0.0	0	0	
11/10	L.A. RAMS	1	1	3	44	14.7	20	0	0	0	0.0	0	0	
11/14	at Cleveland	1	1	2	21	10.5	16	0	0	0	0.0	0	0	
11/24	at Cincinnati													
12/1	CLEVELAND													
12/8	at Arizona													
12/15	BUFFALO													
12/22	at N.Y. Jets	1	1	2	22	11.0	14	0	0	0	0.0	0	0	
12/29	at Baltimore	1	1	2	6	3.0	11	0	0	0	0.0	0	0	
SEASON TOTALS		12	12	42	552	13.1	76t	3	0	0	0.0	0	0	
NFL TOTALS		42	32	211	2,895	13.7	97t	17	1	13	13.0	13	0	

SMITH-SCHUSTER'S CAREER TOTALS

REGULAR SEASON

Date	Opponent	GP	RECEIVING						RUSHING					
			GS	No	Yds	Avg	Lg	TD	No	Yds	Avg	Lg	TD	
2017	Pittsburgh	14	7	58	917	15.8	97t	7	0	0	0.0	0	0	
2018	Pittsburgh	16	13	111	1,426	12.8	97t	7	1	13	13.0	13	0	
2019	Pittsburgh	12	12	42	552	13.1	76t	3	0	0	0.0	0	0	
NFL TOTALS		42	32	211	2895	13.7	97t	17	1	13	13.0	13	0	

POSTSEASON

Date	Opponent	GP	RECEIVING						RUSHING					
			GS	No	Yds	Avg	Lg	TD	No	Yds	Avg	Lg	TD	
2017	Pittsburgh	1	1	3	5	1.7	4t	1	0	0	0.0	0	0	
NFL TOTALS		1	1	3	5	1.7	4t	1	0	0	0.0	0	0	

Regular-Season Single-Game Highs:

Receptions: 13, twice, last at Denver, 11/25/18; **Receiving Yards:** 193, at Detroit, 10/29/17; **Receiving Touchdowns:** 2, at Oakland, 12/9/18; **Receiving Avg. (Min. 4 Rec.):** 27.6, at Detroit, 10/29/17; **Receiving Long:** 97t, twice, last at Denver, 11/25/18; **20+ Yard Receptions:** 3, twice, last at Cincinnati, 10/14/18; **Rushes:** 1, vs. Carolina, 11/8/18; **Rushing Yards:** 13, vs. Carolina, 11/8/18; **Rushing Long:** 13, vs. Carolina, 11/8/18.



BENNY SNELL JR.

RUNNING BACK

HEIGHT: 5-10

WEIGHT: 224

COLLEGE: Kentucky

BORN: Feb. 27, 1998

BIRTHPLACE: Columbus, OH

HOW ACQUIRED: D4 - '19

NFL EXPERIENCE: 2nd year

PRO (13-2-0-0): Drafted by the Steelers in the fourth round (122nd overall) in the 2019 NFL Draft.

2019 (13-2-0-0): Saw action in 13 games with 2 starts...inactive in three straight weeks (Week 9-11) following a knee injury vs. Miami (Nov. 28)...rushed for 426 yards and 2 TDs on 108 carries (3.9 yards per carry) and added 3 receptions for 23 yards.

9/15 vs Seattle: Had his first NFL carry, a 23-yard run in the first quarter.

10/13 at L.A. Chargers: Led the team with 75 rushing yards on 17 attempts...added one reception – the first of his career – for 14 yards.

10/28 vs Miami: Left the game with a knee injury and did not return.

11/24 at Cincinnati: Returned to action and made his first career start, rushing 21 times for 98 yards (avg. 4.7)...also added one catch for 5 yards and 1 special teams tackle.

12/1 vs Cleveland: Led the team with 63 rushing yards on 16 attempts and caught one pass for 4 yards...added the first TD of his career – a 1-yard rush in the third quarter.

12/8 at Arizona: Tied for the team lead with 41 rushing yards on 16 attempts.

12/22 at New York Jets: Rushed seven times for 14 yards.

12/29 at Baltimore: Led the team with 18 carries for 91 yards, including a 4-yard go-ahead TD run...returned one kick for 8 yards.

COLLEGE Started 27-of-39 games at Kentucky...broke or tied 14 school records, including career rushing yards (3,873), total touchdowns (48), rushing touchdowns (48) and 100-yard games (19)...ranks second on program rushing attempts (737) and third on all-time scoring (290) charts...scored his 40th touchdown in just 31 games, the second fastest in SEC history to do so...became first Wildcat to amass 1,000-yards in a season three times...second-team All-America and first-team All-SEC selection as a junior...rushed for 1,449 yards – second-most in a single-season in school history – and for 16 touchdowns...earned Associated Press All-SEC first-team and second-team All-SEC selection after his sophomore season...started all 13 games and led the team in rushing attempts (262), rushing yards (1,333), rushing touchdowns (19) and rushing yards per game (102.5)...freshman All-SEC selection...two-time SEC Freshman of the Week...led all SEC freshmen in scoring with 78 points, setting a Kentucky freshman record for most rushing touchdowns in a game (four), most rushing yards (1,091), most rushing touchdowns (13), most total touchdowns (13), most 100-yard rushing games (five) and most rushing yards in a single-game (192)...graduated with a degree in pre-media art studies.

PERSONAL Helped lead Westerville Central (Westerville, Ohio) High School to two Ohio Capital Conference titles, three straight Division I playoff appearances and a 35-6 overall record...totaled 1,826 rushing yards, 264 receiving yards and 29 touchdowns as a senior...son of April and Benjamin Snell...Father, Benjamin, was a running back at Ohio Northern and was drafted by the Baltimore Ravens in 1998...great uncle, Matt Snell, was a running back for the New York Jets, helping the Jets win the 1969 Super Bowl after rushing for 121 on 30 carries in the 16-7 upset of the Baltimore Colts...full name: Benny Snell, Jr.

SNELL JR.'S 2019 GAME-BY-GAME STATISTICS

Date	Opponent	GP	RECEIVING						Lg	TD	No	RUSHING			
			GS	Att	Yds	Avg	Lg	TD				Yds	Avg	Lg	TD
9/8	at New England	1	0	0	0	0.0	0	0	0	0	0	0.0	0	0	
9/15	SEATTLE	1	0	1	23	23.0	23	0	0	0	0.0	0	0		
9/22	at San Francisco	1	0	3	6	2.0	4	0	0	0	0.0	0	0		
9/30	CINCINNATI	1	0	2	1	0.5	1	0	0	0	0.0	0	0		
10/6	BALTIMORE	1	0	0	0	0.0	0	0	0	0	0.0	0	0		
10/13	at L.A. Chargers	1	0	17	75	4.4	20	0	1	14	14.0	14	0		
10/28	MIAMI	1	0	5	13	2.6	5	0	0	0	0.0	0	0		
11/3	INDIANAPOLIS														
11/10	L.A. RAMS														
11/14	at Cleveland														
11/24	at Cincinnati	1	1	21	98	4.7	21	0	1	5	5.0	5	0		
12/1	CLEVELAND	1	0	16	63	3.9	14	1	1	4	4.0	4	0		
12/8	at Arizona	1	0	16	41	2.6	9	0	0	0	0.0	0	0		
12/15	BUFFALO	1	0	2	1	0.5	2	0	0	0	0.0	0	0		
12/22	at N.Y. Jets	1	0	7	14	2.0	6	0	0	0	0.0	0	0		
12/29	at Baltimore	1	1	18	91	5.1	19	1	0	0	0.0	0	0		
SEASON TOTALS		13	2	108	426	3.9	25	2	3	23	7.7	14	0		

SNELL JR.'S CAREER TOTALS

REGULAR SEASON

Date	Opponent	GP	RECEIVING						Lg	TD	No	RUSHING			
			GS	Att	Yds	Avg	Lg	TD				Yds	Avg	Lg	TD
2019	Pittsburgh	13	2	108	426	3.9	23	2	3	23	7.7	14	0		
NFL TOTALS		13	2	108	426	3.9	23	2	3	23	7.7	14	0		

Career Regular-Season Special Teams Tackles (4): 4 in '19

Regular-Season Single-Game Highs:

Attempts: 21, at Cincinnati, 11/24/19; **Yards:** 98, at Cincinnati, 11/24/19; **Avg. (Min. 10 Att.):** 5.1, at Baltimore, 12/29/19; **Long:** 23, vs. Seattle, 9/15/19; **Rushing Touchdowns:** 1, twice, last at Baltimore, 12/29/19; **Receptions:** 1, three times, last vs. Cleveland, 12/1/19; **Receiving Yards:** 14, at L.A. Chargers, 10/13/19; **Receiving Long:** 14, 14, at L.A. Chargers, 10/13/19.



ROBERT SPILLANE

LINEBACKER

HEIGHT: 6-1

WEIGHT: 229

COLLEGE: Western Michigan

BORN: Dec. 14, 1995

BIRTHPLACE: Oak Park, IL

HOW ACQUIRED: FA - '19

NFL EXPERIENCE: 2nd year

PRO (10-0): Promoted to the Pittsburgh Steelers' active roster on November 5, 2019... added to the Steelers' practice squad on October 8, 2019...released from the Steelers' practice squad on September 24, 2019...added to the Steelers' practice squad on September 1, 2019...released

by the Steelers on August 31, 2019...signed as free agent by the Pittsburgh Steelers on February 8, 2019...waived by the Tennessee Titans on October 30, 2018...originally entered the League as an undrafted free agent with the Titans after the 2018 NFL Draft.

ROBERT SPILLANE

2019 (8-0/0-0): Spent portions of the season on the Steelers' practice squad before being promoted to the 53-man roster...saw action in eight games, primarily on special teams during the second half of the season.

88 tackles, 11 TFLs and 1.5 sacks as a senior... had four games with 10 or more tackles...returned a 35-yard interception for TD against Kent State for only TD of career...majored in business.

COLLEGE Finished his college career at Western Michigan with 312 tackles, 32.5 TFLs, 10.0 sacks, 4 interceptions, 5 pass breakups, 2 fumble recoveries and 3 forced fumbles...Second-Team All Mid-American Conference selection his junior and senior seasons...recorded

PERSONAL Played at Fenwick High School (Oak Park, Ill.)...registered 13 total TDs as a junior for a total of 1,162 all-purpose yards...son of Michael and Gretchen Carepenter...grandfather, John Lattner, won the 1953 Heisman Trophy at Notre Dame...full name: Robert Spillane.

SPILLANE'S 2019 GAME-BY-GAME STATISTICS

Date	Opponent	GP	GS	T	AT	TOT	Sacks	Yds	Int/Yds	PD	FF	FR
9/8	at New England						PRACTICE SQUAD					
9/15	SEATTLE						PRACTICE SQUAD					
9/22	at San Francisco						PRACTICE SQUAD					
9/30	CINCINNATI						NOT ON A ROSTER					
10/6	BALTIMORE						NOT ON A ROSTER					
10/13	at L.A. Chargers						PRACTICE SQUAD					
10/28	MIAMI						PRACTICE SQUAD					
11/3	INDIANAPOLIS						PRACTICE SQUAD					
11/10	L.A. RAMS	1	0	0	0	0	0.0	0.0	0/0	0	0	0
11/14	at Cleveland	1	0	0	0	0	0.0	0.0	0/0	0	0	0
11/24	at Cincinnati	1	0	0	0	0	0.0	0.0	0/0	0	0	0
12/1	CLEVELAND	1	0	0	0	0	0.0	0.0	0/0	0	0	0
12/8	at Arizona	1	0	0	0	0	0.0	0.0	0/0	0	0	0
12/15	BUFFALO	1	0	0	0	0	0.0	0.0	0/0	0	0	0
12/22	at N.Y. Jets	1	0	0	0	0	0.0	0.0	0/0	0	0	0
12/29	at Baltimore	1	0	1	0	1	0.0	0/0	0/0	0	0	0
SEASON TOTALS		8	0	1	0	1	0.0	0.0	0/0	0	0	0

SPILLANE'S CAREER TOTALS

Year	Team	GP	GS	T	AT	TOT	Sacks	Yds	Int/Yds	PD	FF	FR
2018	Tennessee	2	0	0	0	0	0.0	0.0	0/0	0	0	0
2019	Pittsburgh	8	0	1	0	1	0.0	0.0	0/0	0	0	0
NFL TOTALS		10	0	1	0	1	0.0	0.0	0/0	0	0	0

Career Regular Season Special Teams Tackles (1): 1 in 2019.



ARRION SPRINGS

RUNNING BACK

(air-E-on)

HEIGHT: 5-10

WEIGHT: 208

COLLEGE: Oregon

BORN: Sept. 19, 1995

BIRTHPLACE: San Antonio, TX

HOW ACQUIRED: FA - '20

NFL EXPERIENCE: 1st year

PRO (0-0/0-0): Signed by the Pittsburgh Steelers as an undrafted free agent on April 16, 2020...acquired by the XFL's L.A. Wildcats via trade with the Vipers on December 17, 2019...selected by the Tampa Bay Vipers in the first round (8th among defensive backs) of the 2020 XFL Draft...waived by the Chargers on August 31, 2019...signed a Reserve/Futures contract with the Chargers on January 14, 2019...added to the Los Angeles Chargers' practice squad on December 18, 2018...released from the Raiders' practice squad on November 26, 2018...added to the Oakland Raiders' practice squad on November 21, 2018...released from the Browns' practice squad on November 13, 2018...added to the Browns' practice squad on November 7, 2018...released from the Browns' practice squad on October 31, 2018...added to the Cleveland Browns' practice squad on October 3, 2018...released from the Chiefs' practice squad on September 17, 2019...added to the Chiefs' practice squad on September 2, 2018...waived by the Chiefs on September 1, 2018...originally signed by the Kansas City Chiefs as an undrafted rookie free agent on May 5, 2018.

2019 (0-0) (LAC/XFL): Spent training camp with the L.A. Chargers before being drafted by XFL's Tampa Bay Vipers and later traded to the L.A. Chargers.

COLLEGE Saw action in 47 games with 33 starts at Oregon...as a senior in 2017, saw action in 13 games with 12 starts...led the team with 18 passes defended on the season...added 42 tackles (4 for loss) and a sack and recorded his second career interception against Boise State in the Las Vegas Bowl...was named an All-Pac-12 honorable mention, Pro Football Focus First-Team All-Pac-12 and Phil Steele Third-Team All-Pac-12 for his efforts...as a junior in 2016, started nine of 12 games played...contributed with 39 tackles (29 solo) and 3.2 TFLs...as a sophomore in 2015, started 12 games and notched 53 tackles, a team-best 12 pass breakups and a forced fumble...as a freshman in 2014, saw action in 10 games posting 3 tackles and contributing on special teams.

PERSONAL Attended Roosevelt High School (San Antonio, Texas)...in three years playing for the Rough Riders, collected 180 tackles (113 solo) 11 TFLs, five interceptions and three recovered fumbles...participated in the Under-Armour All-America Game and was included among the top 50 prospects and sixth cornerback on the ESPN 300 ledger...earned second-team all-area accolades as a senior by the San Antonio Express-News...full name: Arrion Springs.



CAMERON SUTTON

CORNERBACK

HEIGHT: 5-1

WEIGHT: 188

COLLEGE: Tennessee

BORN: Feb. 27, 1995

BIRTHPLACE: Jonesboro, GA

HOW ACQUIRED: D3a - '17 (#94)

NFL EXPERIENCE: 4th year

PRO (36-2/1-0): Activated from the Pittsburgh Steelers' Reserve/Injured list on November 21, 2017...placed on the Steelers' Reserve/Injured

list on September 4, 2017...drafted by the Steelers with the first of two third-round selections (94th overall) of the 2017 NFL Draft.

CAMERON SUTTON

2019 (16-0): Saw action in all 16 games... registered 16 tackles on defense (13 solo), a career-high 5 passes defended, 2 TFLs, 1 interception and registered his first career sack.

10/13 at L.A. Chargers: Picked off Phillip Rivers with just over a minute left in the fourth quarter to end the game...credited with 3 passes defense – a single game career high.

12/1 vs Cleveland: Registered the first sack of his career, taking down Baker Mayfield on Cleveland's first drive of the fourth quarter.

COLLEGE Started all 45 games played at Tennessee (2013-16)...totaled 127 tackles, 13.0 TFLs, 7 interceptions, 30 pass breakups, 3 forced fumbles and 3 fumble recoveries...his 30 pass breakups are a school record...

added 657 punt return yards with 3 TD punt returns...as a junior, led the nation in punt return average (18.7), and returned 2 punts for TDs, as he earned Sporting News First-Team All-America honors...as a sophomore, named All-SEC Third-Team by Phil Steele...earned Freshman All-SEC honors and was named Freshman All-American by Athlon Sports...graduated in 2016 with a degree in communication studies.

PERSONAL Attended Jonesboro High School (Jonesboro, Ga.)...played cornerback, wide receiver and served as the return specialist...as a senior, totaled 1,396 all-purpose yards with 19 total TDs, as he was named All-State by the *Atlanta Journal-Constitution* in Class AAAA... added first-team all-county and all-area honors as a sophomore, junior and senior...also played baseball and basketball for three years...son of Dalton and Nedra Sutton...full name: Cameron Amir Sutton.

SUTTON'S 2019 GAME-BY-GAME STATISTICS

Date	Opponent	GP	GS	T	AT	TOT	Sacks	Yds	Int/Yds	PD	FF	FR
9/8	at New England	1	0	1	0	1	0.0	0.0	0/0	0	0	0
9/15	SEATTLE	1	0	3	0	3	0.0	0.0	0/0	0	0	0
9/22	at San Francisco	1	0	0	0	0	0.0	0.0	0/0	0	0	0
9/30	CINCINNATI	1	0	1	1	2	0.0	0.0	0/0	1	0	0
10/6	BALTIMORE	1	0	0	0	0	0.0	0.0	0/0	1	0	0
10/13	at L.A. Chargers	1	0	1	0	1	0.0	0.0	1/26	3	0	0
10/28	MIAMI	1	0	0	0	0	0.0	0.0	0/0	0	0	0
11/3	INDIANAPOLIS	1	0	1	0	1	0.0	0.0	0/0	0	0	0
11/10	L.A. RAMS	1	0	1	1	2	0.0	0.0	0/0	0	0	0
11/14	at Cleveland	1	0	1	0	1	0.0	0.0	0/0	0	0	0
11/24	at Cincinnati	1	0	0	1	1	0.0	0.0	0/0	0	0	0
12/1	CLEVELAND	1	0	1	0	1	1.0	1.0	0/0	0	0	0
12/8	at Arizona	1	0	1	0	1	0.0	0.0	0/0	0	0	0
12/15	BUFFALO	1	0	1	0	1	0.0	0.0	0/0	0	0	0
12/22	at N.Y. Jets	1	0	0	0	0	0.0	0.0	0/0	0	0	0
12/29	at Baltimore	1	0	1	0	1	0.0	0.0	0/0	0	0	0
SEASON TOTALS		16	0	13	3	16	1.0	1.0	1/26	5	0	0

PUNT RETURNS

Date	Opponent	No	FC	Yds	Avg	Lg	TD
11/14	at Cleveland	1	1	8	8.0	8	0
SEASON TOTALS		1	1	8	8.0	8	0

SUTTON'S CAREER TOTALS

REGULAR SEASON

Year	Team	GP	GS	T	AT	TOT	Sacks	Yds	Int/Yds	PD	FF	FR
2017	Pittsburgh	5	1	4	1	5	0.0	0.0	0/0	1	0	0
2018	Pittsburgh	15	0	20	2	22	0.0	0.0	1/0	3	0	0
2019	Pittsburgh	16	0	13	3	16	1.0	1.0	1/26	5	0	0
NFL TOTALS		36	2	37	6	43	1.0	1.0	2/26	9	1	0

Career Regular-Season Special Teams Tackles (4): 3 in '18 and 1 in '19.

SUTTON'S CAREER TOTALS

REGULAR SEASON

Date	Opponent	CAREER PUNT RETURNS					
		No	FC	Yds	Avg	Lg	TD
2019	Pittsburgh	1	1	8	8.0	8	0
NFL TOTALS		1	1	8	8.0	8	0

POSTSEASON

Year	Team	GP	GS	T	AT	TOT	Sacks	Yds	Int/Yds	PD	FF	FR
2017	Pittsburgh	1	0	0	0	0	0.0	0.0	0/0	0	0	0
NFL TOTALS		1	0	0	0	0	0.0	0.0	0/0	0	0	0

KICK RETURNS

Date	Team	No	FC	Yds	Avg	Lg	TD
2017	Pittsburgh	1	0	22	22.0	22	0
NFL TOTALS		1	0	22	22.0	22	0



10

RYAN SWITZER
WIDE RECEIVER

HEIGHT: 5-8 BIRTHPLACE: Miami, FL
WEIGHT: 185 HOW ACQUIRED: FA - '18
COLLEGE: North Carolina NFL EXPERIENCE: 4th year
BORN: Dec. 23, 1992

PRO (41-1): Placed on the Pittsburgh Steelers' Reserve/Injured; Designated For Return List on December 26, 2019...placed on the Steelers' Reserve/Injured list on November 14, 2019...acquired by the Steelers via trade with the Oakland Raiders on April 28, 2018...acquired by the Raiders via trade with the Dallas Cowboys April 30, 2018...originally drafted by the Cowboys in the fourth round (133rd overall) of the 2017 NFL Draft.

2019 (9-0): Saw action in nine games before being placed on Reserve/Injured due to a back injury suffered on 11/10 vs. the L.A. Rams...finished the season with 8 catches for 27 yards on offense and 9 kick returns for 166 yards and 8 punt returns for 29 yards on special teams.

9/8 at New England: Caught 6 passes for 29 yards.

11/10 vs. L.A. Rams: Left the game with a back injury and did not return.

COLLEGE Saw action in 53 games at North Carolina...totaled 243 catches for 2,903 yards and 19 TDs and 99 punt returns for 1,082 yards and 7 TDs...added 25 rushes for 82 yards and 2 kick returns for 25 yards...as a senior, set a school single-season record with 96 receptions for 1,112 yards and scored 6 TDs...left North Carolina as the career record holder in both receptions and receiving yards...as a junior, recorded a team-high 55 receptions for 697 yards and 6 TDs...also returned 2 punts for scores...as a sophomore, caught 61 passes for 757 yards and 4 TDs...as a freshman, led all NCAA major college players with an average of 20.9 yards per punt return...accounted for 5 punt-return TDs on the season...also recorded 32 receptions for 341 receiving yards and 3 receiving TDs.

PERSONAL Attended George Washington High School (Charleston, W.Va.)...finished his senior season with 206 carries for 2,379 yards and 32 TDs...also caught 20 passes for 253 yards and 4 TDs and returned 3

2020 PLAYERS

RYAN SWITZER

interceptions for TDs...as a junior, led the team in receiving and scored 12 total TDs (receiving, rushing and return combined), averaging over 110 yards all-purpose yards per game for the No. 1 ranked team in the state...also played basketball and ran track for George Washington...as a basketball player, started at point guard and helped lead the team to the 2011 AAA state basketball title as their

starting point guard...as a track and field athlete, finished fifth in the 2010 AAA state track meet in the 100-meter dash with a time of 11.1 seconds and sixth in the long jump at 20 feet 6 inches (6.25 m) and was the lead man on the 4x100 and 4x200 teams that won state championships...full name: Ryan Switzer...wife, Gabrielle, and son, Christian... full name: Ryan Switzer.

SWITZER'S 2019 GAME-BY-GAME STATISTICS

Date	Opponent	GP	RECEIVING						RUSHING					
			GS	No	Yds	Avg	Lg	TD	No	Yds	Avg	Lg	TD	
9/8	at New England	1	0	6	29	4.8	8	0	0	0	0.0	0	0	
9/15	SEATTLE	1	0	1	0	0.0	0	0	0	0	0.0	0	0	
9/22	at San Francisco	1	0	0	0	0.0	0	0	0	0	0.0	0	0	
9/30	CINCINNATI	1	0	0	0	0.0	0	0	0	0	0.0	0	0	
10/6	BALTIMORE	1	0	0	0	0.0	0	0	0	0	0.0	0	0	
10/13	at L.A. Chargers	1	0	1	-2	-2.0	-2	0	0	0	0.0	0	0	
10/28	MIAMI	1	0	0	0	0.0	0	0	0	0	0.0	0	0	
11/3	INDIANAPOLIS	1	0	0	0	0.0	0	0	0	0	0.0	0	0	
11/10	L.A. RAMS	1	0	0	0	0.0	0	0	0	0	0.0	0	0	
11/14-12/29			RESERVE/INJURED											
SEASON TOTALS		9	0	8	27	3.4	8	0	0	0	0.0	0	0	

Date	Opponent	No	PUNT RETURNS					KICK RETURNS					
			FC	Yds	Avg	Lg	TD	No	FC	Yds	Avg	Lg	TD
9/8	at New England	0	2	0	0.0	0	0	2	0	43	21.5	26	0
9/15	SEATTLE	1	0	1	1.0	1	0						
9/22	at San Francisco	1	1	0	0.0	0	0						
9/30	CINCINNATI	0	3	0	0.0	0	0						
10/6	BALTIMORE	1	1	13	13.0	13	0				14.5	20	0
10/13	at L.A. Chargers	2	1	14	7.0	9	0	1	0	9	9.0	9	0
10/28	MIAMI	1	0	2	2.0	2	0	1	0	25	25.0	25	0
11/2	INDIANAPOLIS	1	1	0	0.0	0	0	2	0	40	20.0	22	0
11/10	L.A. RAMS	1	2	-1	-1.0	-1	0	1	0	20	20.0	20	0
SEASON TOTALS		8	11	29	3.6	13	0	9	0	166	18.4	26	0

SWITZER'S CAREER TOTALS

Date	Opponent	GP	RECEIVING						RUSHING					
			GS	No	Yds	Avg	Lg	TD	No	Yds	Avg	Lg	TD	
2017	Pittsburgh	16	0	6	41	6.8	12	0	4	5	1.2	3	0	
2018	Pittsburgh	16	1	36	253	7.0	24	1	6	21	3.5	8	0	
2019	Pittsburgh	9	0	8	27	3.4	8	0	0	0	0.0	0	0	
NFL Totals		41	1	50	321	6.4	24	1	10	26	2.6	8	0	

Date	Opponent	No	PUNT RETURNS					KICK RETURNS					
			FC	Yds	Avg	Lg	TD	No	FC	Yds	Avg	Lg	TD
2017	Dallas	29	10	256	8.8	83	1	24	0	600	25.0	61	0
2018	Pittsburgh	30	26	252	8.4	23	0	30	0	607	20.2	35	0
2019	Pittsburgh	8	11	29	3.6	13	0	9	0	166	18.4	26	0
NFL TOTALS		67	49	537	8.0	83t	1	63	0	1,373	21.8	61	0



STEPHON TUITT

DEFENSIVE END

HEIGHT: 6-6

WEIGHT: 303

COLLEGE: Notre Dame

BORN: May 23, 1993

BIRTHPLACE: Miami, FL

HOW ACQUIRED: D2 - '14 (#46)

NFL EXPERIENCE: 7th year

PRO (76-64/7-7): Drafted by the Pittsburgh Steelers in the second round (46th overall) of the 2014 NFL Draft.

2019 (6-6/0-0): Started all 6 games he appeared in...recorded a single-game career-high 2.5 sacks against the Seahawks (9/15)...was placed on injured reserve following Week 6.

9/15 vs Seattle: Recorded a career-best 2.5 sacks and added 4 tackles (3 solo).

9/22 at San Francisco: Registered 7 tackles (6 solo), and added a sack (9 yards) of Jimmy Garoppolo in the first quarter.

10/6 vs Baltimore: Recorded 8 tackles (6 solo).

COLLEGE Started 29-of-35 games at Notre Dame (2011-13)...finished with 127 tackles, 25.0 TFLs, 21.5 sacks and 27 quarterback pressures...caused 4 fumbles and recovered another that he advanced 77 yards for a TD...deflected 4 passes, intercepted another in the end zone for a TD and blocked one kick...his 21.5 sacks ranked fourth in school history at the time of his

departure...his 77-yard fumble return for a touchdown vs. Navy in 2012 was the second-longest in school history at the time of his departure...recipient of the Notre Dame Moose Krause Line-man of the Year in 2013...in 2012, was named All-American first-team by ESPN.com, Athlon Sports, Sports Illustrated and CBS Sports, adding second-team accolades from the Walter Camp Foundation, the Associated Press and The Sporting News, along with honorable mention honors from Pro Football Weekly...majored in anthropology.

PERSONAL Attended Monroe Area High School (Monroe, Ga.)...named Georgia Class 3A all-state first team by the Atlanta Journal-Constitution in 2010...was one of four Georgia players to be named to All-Southern team by the Orlando Sentinel as a defensive end...led Monroe High to an 11-2 record and a third-round appearance in the Georgia Class AAA state playoffs during his senior season, after the team had finished a combined 0-20 the previous two seasons...received first-team all-Georgia Region 8-AAA accolades after he posted 56 tackles, 24.0 TFLs, 10.0 sacks, 4 forced fumbles and 2 fumble recoveries...closed out his career by playing in U.S. Army All-American Bowl in San Antonio and in the Team USA vs. The World All-Star Game in Austin, Texas...son of Tamara Tuitt...married to Brittany...sons Payne and Solomon...full name: Stephon Jakiel Tuitt.

STEPHON TUITT

TUITT'S 2019 GAME-BY-GAME STATISTICS

Date	Opponent	GP	GS	T	AT	TOT	Sacks	Yds	Int/Yds	PD	FF	FR
9/8	at New England	1	1	2	0	2	0.0	0/0	0/0	0	0	0
9/15	SEATTLE	1	1	3	1	4	2.5	15.0	0/0	0	0	0
9/22	at San Francisco	1	1	6	1	7	1.0	9.0	0/0	0	0	0
9/30	CINCINNATI	1	1	1	0	1	0.0	0.0	0/0	0	0	0
10/6	BALTIMORE	1	1	6	2	8	0.0	0.0	0/0	0	0	0
10/13	at L.A. Chargers	1	1	0	0	0	0.0	0.0	0/0	0	0	0
10/28	MIAMI											
11/3	INDIANAPOLIS											
11/10	L.A. RAMS											
11/14	at Cleveland											
11/24	at Cincinnati											
12/1	CLEVELAND											
12/8	at Arizona											
12/15	BUFFALO											
12/22	at N.Y. Jets											
12/29	at Baltimore											
SEASON TOTALS		6	6	18	4	22	3.5	24.0	0/0	0	0	0
NFL TOTALS		76	64	143	58	201	23.5	163.5	1/3	10	4	0

TUITT'S CAREER TOTALS

REGULAR SEASON

Date	Opponent	GP	GS	T	AT	TOT	Sacks	Yds	Int/Yds	PD	FF	FR
2014	Pittsburgh	16	4	11	6	17	1.0	4.0	0/0	0	1	0
2015	Pittsburgh	14	14	39	15	54	6.5	38.0	1/3	1	0	0
2016	Pittsburgh	14	14	28	10	38	4.0	30.0	0/0	3	2	0
2017	Pittsburgh	12	12	19	6	25	3.0	22.0	0/0	2	1	0
2018	Pittsburgh	14	14	27	18	45	5.5	45.5	0/0	4	0	0
2019	Pittsburgh	6	6	18	4	22	3.5	24.0	0/0	0	0	0
NFL TOTALS		76	64	143	58	201	23.5	163.5	1/3	10	4	0

Regular-Season Single-Game Highs:

Total Tackles: 10, vs. Baltimore, 10/1/15; **Solo Tackles:** 10, vs. Baltimore, 10/1/15; **Sacks:** 2.5 vs. Seattle ; **Sack Yards:** 16.0, at Cleveland, 1/3/16; **Passes Defensed:** 1, six times, last vs. Baltimore, 12/10/17; **Forced Fumbles:** 2, vs. Kansas City, 10/2/16; **Fumble Recoveries:** N/A.

POSTSEASON

Year	Team	GP	GS	T	AT	TOT	Sacks	Yds	Int/Yds	PD	FF	FR
2014	Pittsburgh	1	1	2	0	2	0.0	0.0	0/0	0	0	1
2015	Pittsburgh	2	2	4	3	7	0.0	0.0	0/0	0	0	0
2016	Pittsburgh	3	3	4	2	6	0.0	0.0	0/0	0	0	1
2017	Pittsburgh	1	1	2	1	3	0.0	0.0	0/0	0	0	0
NFL TOTALS		7	7	12	6	18	0.0	0.0	0/0	0	0	2



ALEJANDRO VILLANUEVA

OFFENSIVE TACKLE

HEIGHT: 6-9

WEIGHT: 320

COLLEGE: Army

BORN: Sept. 22, 1988

BIRTHPLACE: Meridian, MS

HOW ACQUIRED: FA - '14

NFL EXPERIENCE: 6th year



CAREER HIGHLIGHTS

Named to the Pro Bowl in 2017 and 2018.

Has played in 80 consecutive regular season games - tied for the third-longest active streak among NFL offensive tackles.

Has started in 74 consecutive regular season games - the fifth-longest active streak among NFL offensive tackles.

PRO (80-74/6-6): Signed a new four-year contract with the Pittsburgh Steelers on July 27, 2017...signed a Reserve/Future contract with the Steelers on January 5, 2015...signed to the Steelers' practice squad on August 31, 2014...released by the Philadelphia Eagles on August 23, 2014...originally signed with the Eagles as an undrafted rookie free agent on May 5, 2014.

2019 (16-16/0-0): Started all 16 games during the regular season...part of an offensive line ranked tied for ninth in the NFL in fewest sacks allowed...offensive line yielded 1 sack or less in 7 different games.

COLLEGE A versatile player who started 24-of-28 games he played at Army (2006-2009)...saw action at wide receiver, left tackle and on the defensive line...as a wide receiver, led the team in receptions (34), receiving yards (522) and receiving TDs (5) in 2009...as a left tackle, started all 12 games in 2008...majored in systems engineering.

PERSONAL

Attended SHAPE American High School (Casteau, Belgium)...spent 2010-13 as an active member of the U.S. Army and served three tours in Afghanistan...was promoted to ranking of Captain in April of 2014...earned numerous honors for his service, including the Bronze Star Medal for Valor, the Ranger Tab, the Parachutist Badge, the Bronze Star Medal for overseas service, National Defense Service Medal, Afghanistan Campaign Medal with Campaign Star, Global War on Terrorism Service Ribbon, Army Service Ribbon, Overseas Service Ribbon, NATO Medal, Combat Infantryman's Badge and Expert Infantryman's Badge...son of Ignacio and Mati Villanueva...his father was a Lieutenant Commander in the Spanish Navy and also worked for NATO throughout Europe...he and wife, Maddy, have three children, Cruz, Eva and Alina...full name: Alejandro Villanueva.

VILLANUEVA'S CAREER TOTALS

REGULAR SEASON

Year	Team	GP	GS
2015	Pittsburgh	16	10
2016	Pittsburgh	16	16
2017	Pittsburgh	16	16
2018	Pittsburgh	16	16
2019	Pittsburgh	16	16
NFL TOTALS		80	74

Additional Statistics: Scored a touchdown on a two-yard pass from K Chris Boswell, 11/25/18 at Denver.

POSTSEASON

Year	Team	GP	GS
2015	Pittsburgh	2	2
2016	Pittsburgh	3	3
2017	Pittsburgh	1	1
NFL TOTALS		6	6



JAMES WASHINGTON

WIDE RECEIVER

HEIGHT: 5-11

WEIGHT: 213

COLLEGE: Oklahoma State

BORN: April 2, 1996

BIRTHPLACE: Abilene, TX

HOW ACQUIRED: D2 – 18 (#60)

NFL EXPERIENCE: 3rd year

PRO (29-16/0-0): Drafted by the Pittsburgh Steelers in the second round (60th overall) of the 2018 NFL Draft.

2019 (15-10/0-0): Saw action in 15 games with 10 starts...recorded career-highs in yards (735) and TDs (3)...led the team in yards per catch (16.7)...recorded the team's longest reception of the season on a 79-yard TD pass from Devlin Hodges against the Bengals on 11/24.

11/3 vs Indianapolis: Caught 4 passes for 69 yards...his 40-yard reception in the fourth quarter was his third career catch of at least 40 yards.

11/10 vs L.A Rams: Set single game-highs in receptions (6) and receiving yards (90) and hauled in a 3-yard TD catch from QB Mason Rudolph.

11/24 at Cincinnati: Led the team with 3 catches for 98 yards, including a 79-yard catch-and-run TD from QB Devlin Hodges in the second quarter.

12/1 vs Cleveland: Caught 4 passes for 111 yards and a 30-yard game-tying TD from QB Devlin Hodges...marked his first career 100-yard receiving game.

12/15 vs Buffalo: Caught 5 passes for a team-high 83 yards...hauled in a 34-yard reception in the second quarter and a 32-yard reception late in the fourth quarter, marking his eighth and ninth catch of at least 30 yards this season.

COLLEGE Set a Oklahoma State record with 4,472 career receiving yards – second-most in Big 12 history...joined Rashaun

Woods as the only players in school history to record three seasons with at least 1,000 receiving yards and three years with at least 10 TD catches...was voted a team captain in 2016 and 2017...led all active FBS players in receiving yards (4,472) and TD catches (39) in 2017...recipient of the 2017 Biletnikoff Award – nation's top receiver – and a unanimous All-America and All-Big 12 selection...led the country with 1,549 receiving yards and an average of 119.2 receiving yards per game in 2017, posting nine games with at least 100 receiving yards...earned first-team All-Big 12 honors in 2016 after finishing second in the conference with 1,380 receiving yards...tabbed national Offensive Player of the Week from the Walter Camp Football Foundation following a 296-receiving yard performance on 9 catches and 2 touchdowns vs. Pittsburgh...totaled 1,087 receiving yards and 10 TD catches en route to securing second-team All-Big 12 honors in 2015...had five 100-yard games and finished second on the squad with 53 receptions...led the program with 6 TD catches in 2014, a total that placed him fourth in the nation among freshmen...finished with 28 catches for 456 yards...majored in agribusiness with an option in farm and ranch management.

PERSONAL

Attended Stamford (Texas) HS...

finished his senior year as a 2013 Class 1A state champion in Texas, registering 73 receptions for 1,331 yards and 24 TDs, adding 42 tackles and 7 interceptions...helped lead Stamford to the state title, earning first-team all-district and first-team all-state honors as a junior with 78 catches for 1,172 yards and 22 TDs...district MVP in basketball and was a first-team all-district and first-team all-region tennis player...son of James and Chrysta Washington...full name: James Edward Washington, Jr.

WASHINGTON'S 2019 GAME-BY-GAME STATISTICS

Date	Opponent	GP	GS	Rec	Yds	Avg	Lg	TD
9/8	at New England	1	1	2	51	25.5	45	0
9/15	SEATTLE	1	0	2	23	11.5	12	0
9/22	at San Francisco	1	1	2	14	7.0	7	0
9/30	CINCINNATI	1	0	0	0	0.0	0	0
10/6	BALTIMORE	1	1	3	52	17.3	26	0
10/13	at L.A. Chargers			INACTIVE				
10/28	MIAMI	1	1	1	21	21.0	21	0
11/3	INDIANAPOLIS	1	0	4	69	17.3	40	0
11/10	L.A. RAMS	1	1	6	90	15.0	34	1
11/14	at Cleveland	1	0	3	49	16.3	22	0
11/24	at Cincinnati	1	0	3	98	32.7	79t	1
12/1	CLEVELAND	1	1	4	111	27.8	44	1
12/8	at Arizona	1	1	4	33	8.3	12	0
12/15	BUFFALO	1	1	5	83	16.6	34	0
12/22	at N.Y. Jets	1	1	5	41	8.2	13	0
12/29	at Baltimore	1	1	0	0	0.0	0	0
SEASON TOTALS		15	10	44	735	16.7	79t	3
NFL TOTALS		29	16	60	952	15.9	79t	4

WASHINGTON'S CAREER TOTALS

REGULAR SEASON

Year	Team	GP	GS	Rec	Yds	Avg	Lg	TD
2018	Pittsburgh	14	6	16	217	13.6	47	1
2019	Pittsburgh	15	10	44	735	16.7	79t	3
NFL TOTALS		29	16	60	952	15.9	79t	4

Regular-Season Single-Game Highs:

Receptions: 6, vs L.A. Rams, 11/10/19; **Receiving Yards:** 111, vs Cleveland, 12/1/19; **Receiving Touchdowns:** 1, 4 times, last vs Cleveland, 12/1/19; **Receiving Avg. (Min. 4 Rec.):** 27.8, vs Cleveland, 11/10/19; **Receiving Long:** 79t, at Cincinnati, 11/24/19; **30+ Yard Receptions:** 3, vs Cleveland, 12/1/19.

Career Regular-Season Special Teams Tackles (1): 1 in '18.



DEREK WATT

FULLBACK

HEIGHT: 6-2

WEIGHT: 234

COLLEGE: Wisconsin

BORN: Nov. 7, 1992

BIRTHPLACE: Pewaukee, WI

HOW ACQUIRED: UFA - '20

NFL EXPERIENCE: 5th year

CAREER HIGHLIGHTS

Registered the first rushing TD of his career, and his first since high school, in the win at Jacksonville in 2019.

Recorded 17 special teams tackles in 2019, which tied for the NFL lead.

Only NFL player in 2019 with a rushing TD and at least 12 special teams tackles.

Has registered 34 special teams tackles in his career.

Named first alternate and second alternate, respectively, for special teams and fullback for 2020 Pro Bowl.

As a rookie with the Chargers in 2016, blocked for his two-year Wisconsin teammate (2013-14), Pro Bowl RB Melvin Gordon, to post 997 rushing yards and 10 TDs.

DEREK WATT

PRO (64-13/2-0): Signed a three-year contract with the Pittsburgh Steelers as a free agent on March 26, 2019...originally entered the NFL as a selection of the San Diego Chargers in the sixth round (198th overall) of the 2016 NFL Draft.

season rushing averages in school history: 283.8 yards-per-game in 2013 and 320.1 yards-per-game in 2014...four-time Academic All-Big Ten (2012-15) and NFF Hampshire Honor Society in 2015...member of the school's Leadership Club.

2019 (16-2/0-0) (LAC): Saw action in all 16 games with two starts at FB, totaling 10 rushing yards and a TD on seven attempts (1.2 avg.)...caught three passes for 32 yards (10.7 avg.)...recorded 17 tackles on special teams...selected as a first alternate on special teams and a second alternate at full back for the Pro Bowl... Pro Football Journal First-Team All-AFC (FB).

PERSONAL Played high school football at Pewaukee High School (Pewaukee, Wis.)...named All-America by USA Today and The Associated Press Wisconsin Player of the Year as a senior...also earned first-team All-State, All-Conference and All-County honors as a senior... posted 2,685 rushing yards and 44 TDs for his prep career...lettered in football, baseball and track & field...was a member of National Honor Society and earned Academic All-Conference recognition...younger brother is Steelers' teammate and All-Pro LB T.J. Watt, and older brother is Houston DE J.J. Watt, a three-time NFL Defensive Player of the Year...all three brothers attended Wisconsin... married his wife, Gabriella, in February 2018...the couple welcomed their son, Logan, on their first wedding anniversary in February 2019...earned a degree in marketing from Wisconsin...full name: Derek John Watt.

12/8 at Jacksonville: Posted his first career rushing score, finishing with the TD and four yards on two carries (2.0 avg).

COLLEGE Played four seasons (2012-15) at Wisconsin after redshirting in 2011...blocked for a rushing attack that featured RB Melvin Gordon that posted the two highest single-

WATT'S 2019 GAME-BY-GAME STATISTICS

Date	Opponent	RECEIVING							RUSHING				
		GP	GS	No	Yds	Avg	Lg	TD	No	Yds	Avg	Lg	TD
9/8	INDIANAPOLIS	1	0	2	4	2.0	2	0	0	0	0.0	0	0
9/15	at Detroit	1	0	0	0	0.0	0	0	1	3	3.0	3	0
9/22	HOUSTON	1	0	1	-1	-1.0	-1	0	0	0	0.0	0	0
9/29	at Miami	1	0	0	0	0.0	0	0	1	21	21.0	21	0
10/6	DENVER	1	0	0	0	0.0	0	0	1	8	8.0	8	0
10/13	PITTSBURGH	1	0	0	0	0.0	0	0	0	0	0.0	0	0
10/20	at Tennessee	1	0	0	0	0.0	0	0	0	0	0.0	0	0
10/27	at Chicago	1	0	1	2	2.0	2	0	0	0	0.0	0	0
11/3	GREEN BAY	1	0	0	0	0.0	0	0	0	0	0.0	0	0
11/7	at Oakland	1	0	1	1	1.0	1	0	0	0	0.0	0	0
11/18	KANSAS CITY	1	1	0	0	0.0	0	0	0	0	0.0	0	0
12/1	at Denver	1	0	0	0	0.0	0	0	0	0	0.0	0	0
12/8	at Jacksonville	1	0	2	4	2.0	3	1	0	0	0.0	0	0
12/15	MINNESOTA	1	1	0	0	0.0	0	0	0	0	0.0	0	0
12/22	OAKLAND	1	0	0	0	0.0	0	0	0	0	0.0	0	0
12/29	at Kansas City	1	0	0	0	0.0	0	0	0	0	0.0	0	0
SEASON TOTALS		16	2	7	10	1.4	3	1	3	32	10.7	21	0

DEREK WATT

WATT'S CAREER TOTALS

REGULAR SEASON

Date	Opponent	GP	RECEIVING						RUSHING					
			GS	No	Yds	Avg	Lg	TD	No	Yds	Avg	Lg	TD	
2016	San Diego	16	2	2	4	2.0	2	0	4	83	20.8	53	0	
2017	L.A. Chargers	16	4	6	24	4.0	17	0	2	35	17.5	23	0	
2018	L.A. Chargers	16	5	4	11	2.8	8	0	1	2	2.0	2	0	
2019	L.A. Chargers	16	2	7	10	1.4	3	1	3	32	10.7	21	0	
NFL TOTALS		64	13	19	49	2.6	17t	1	10	152	15.2	99	0	


Career Regular-Season Special Teams Tackles (34): 16 in '19, 5 in '18, 9 in '17 and 4 in '16.

Regular-Season Single-Game Highs:

Attempts: 2, four times, last at Jacksonville, 12/8/19; **Yards:** 17, vs Buffalo, 11/19/17; **Long:** 17, vs Buffalo, 11/19/17; **Touchdowns:** 1, at Jacksonville, 12/8/19; **Receptions:** 1, 10 times, last vs Denver, 10/6/19; **Receiving Yards:** 53, at Denver, 10/30/16; **Receiving Long:** 53, at Denver, 10/30/16.

POSTSEASON

Date	Opponent	GP	RECEIVING						RUSHING					
			GS	No	Yds	Avg	Lg	TD	No	Yds	Avg	Lg	TD	
2018	L.A. Chargers	2	0	0	0	0.0	0	0	1	1	1.0	1	0	
NFL TOTALS		2	0	0	0	0.0	0	0	1	1	1.0	1	0	



90

T.J. WATT

LINEBACKER

HEIGHT: 6-4 HOW ACQUIRED: D1 - '17 (#30)

WEIGHT: 252 NFL EXPERIENCE: 4th year

COLLEGE: Wisconsin

BORN: Oct. 11, 1994

BIRTHPLACE: Pewaukee, WI '19

CAREER HIGHLIGHTS

Named Pittsburgh Steelers' 2019 Most Valuable Player.

First defensive player to earn Steelers' MVP since Troy Polamalu in 2010.

Named First Team All-Pro in 2019 by the Associated Press (edge), Pro Football Writers Association and Sporting News.

Named Second Team All-Pro in 2019 by the Associated Press (linebacker).

Selected to his first NFL Pro Bowl in 2019 (second overall appearance after playing in the '19 game in place of an injured player).

His 14.5 sacks in 2019 rank third in single-season franchise history.

First Steelers player with at least a half sack in 9 consecutive games since LaMarr Woodley had a streak of 10 such games (franchise record) that spanned the 2009 and 2010 seasons.

His streak of 9 straight games with at least a half sack, which was the longest active streak in the League at the time, came to an end in the 2019 Week 14 victory at Arizona.

His 9-game streak was tied for the fifth-longest in NFL single season history.

First Steelers player with back-to-back seasons of at least 10 sacks since James Harrison and LaMarr Woodley (2008-10).

Has recorded 34.5 sacks and 15 forced fumbles since entering the NFL in 2017.

CAREER HIGHLIGHTS

One of three active players in the NFL with at least 13.0 sacks in consecutive seasons.

Has recorded at least 13.0 sacks twice in his 3-year NFL career.

Seventh player in NFL history to register at least 13.0 sacks twice over their first three years in the League.

His 15 forced fumbles are the most in the NFL since the start of the 2017 season.

His 34.5 sacks rank fifth among all defensive players and first among linebackers since the start of the 2017 season.

Recorded 34.5 sacks over his first 47 career regular-season games, which was tied for the 14th-most for any NFL player over their first 47 career NFL games.

His 34.5 career sacks are the most by a linebacker over his first 47 career regular-season games since Denver's Von Miller (44.0, 2011-14).

His 34.5 career sacks are the fifth-most by a linebacker over his first 47 career regular-season games.

Registered his 30th career sack in 41st career game, which made him the fastest player to 30 career sacks in franchise history and 13th-fastest in NFL history.

Collected 34.5 sacks over his first 3 seasons in the NFL, which is the most by a Steelers player in their first 3 seasons in the League.

Led Pittsburgh's defense and tied for second among all NFL linebackers with 13.0 sacks in 2018.

Recorded 20.0 quarterback sacks over his first 2 seasons in the NFL (2017-18).

Ninth linebacker in NFL history with at least 20.0 sacks in their first 2 seasons in the League.

Started his career in historical fashion when he became the first player to record at least 2.0 sacks and an interception in an NFL debut on Kickoff Weekend, finishing with 6 tackles, 2.0 sacks, 2 TFLs, 1 quarterback hit and 1 interception.

Third player in NFL history to record 2.0 sacks and an interception in an NFL debut, joining Charles Glaze (Oct. 4, 1987) and Tommy Haynes (Oct. 4, 1987).

First Steelers player with at least 2.0 sacks in their NFL debut.

First Steelers player with at least 2.0 sacks and an interception in the same game since 2010 (LaMarr Woodley, Dec. 12 vs. Cincinnati).

His 13.0 sacks in 2018 were tied for the eighth-most in a season by a Steelers' defender since the statistic became official in 1982.

Only player in franchise history with 13.0 sacks or more in multiple seasons.

Recorded at least 1.5 sacks in 8 career games, including 4 games in 2019.

Named AFC Defensive Player of the Week twice in 2018 (Weeks 1 and 5).

Named AFC Defensive Player of the Month for November in 2019.

** Sacks did not become an officially recognized statistic by the NFL until 1982.*

PRO (47-47/1-1): Drafted by the Steelers in the first round (30th overall) of the 2017 NFL Draft.

2019 (16-16/0-0): Started all 16 games... recorded 55 tackles, 14.5 sacks, 36 quarterback hits, 14 tackles for a loss, 8 passes defended, 8 forced fumbles, 4 fumble recoveries and 2 interceptions...ranks first or second on the

Steelers in sacks (14.5, 1st), tackles for loss (14, 2nd), quarterback hits (36, 1st), forced fumbles (8, 1st) and fumble recoveries (4, t-1st)...ranked in the top-five in the NFL in sacks (t-4th), quarterback hits (3rd), forced fumbles (t-1st) and fumble recoveries (t-2nd)...nearly became the first player in the NFL to rank in the top-five in sacks, tackles for loss, quarterback hits, forced fumbles and fumble recoveries in a season since Houston Texans' J.J. Watt in 2014...only NFL player since 2008 to have at

least 14 sacks, 14 tackles for loss, 36 quarterback hits, 8 forced fumbles and 4 fumble recoveries in a season...his 14 combined interceptions (2), forced fumbles (8) and fumble recoveries (4) are the most by an NFL player since Chicago Bears' Charles Tillman in 2012 (15)...his 14 combined interceptions (2), forced fumbles (8) and fumble recoveries (4) are tied for the second-most by an NFL player since 2000...his 6 total takeaways (interceptions and fumble recoveries) ranked tied for fourth in the NFL...only NFL player since 1990 to register at least 2 interceptions, 4 fumble recoveries and 8 forced fumbles in a single season.

9/8 at New England: Recorded 2 tackles (1 solo) and 3 QB hits.

9/15 vs Seattle: Recorded 6 tackles (3 solo), forced a Seattle fumble recovered by Steelers LB Mark Barron and took down Russell Wilson on an 8-yard sack in the first quarter.

9/22 at San Francisco: Registered 2 solo tackled, 2 passes defended, a fumble recovery and an interception...his interception, which took place on San Francisco's opening drive, was the second interception of his career...his fumble recovery in the fourth quarter marked the first fumble recovery of his career.

9/30 vs Cincinnati: Registered 1.5 sacks, 3 QB hits, 1 fumble recovery and 1 TFL...has recorded fumble recoveries in back-to-back games.

10/6 vs Baltimore: Recorded 5 tackles (4 solo) with 3 TFLs and registered a sack for the second straight week, taking down Lamar Jackson in the second quarter for a 6-yard loss.

10/13 at L.A. Chargers: Split a 4-yard sack of Phillip Rivers with LB Anthony Chickillo...added 3 assisted tackles.

10/28 vs Miami: Registered 3 solo tackles, 3 QB hits, 2.0 sacks, 2 forced fumbles and 1 fumble recovery...registered his fifth career game with 2 or more sacks...registered his third game with 2 or more forced fumbles.

11/3 vs Indianapolis: Recorded 3 tackles (2 solo) with 1 TFL, 1.5 sacks and 3 QB hits...marks his third game this season with 1.5 or more sacks.

11/10 vs L.A. Rams: Registered 5 tackles (4 solo), 2.0 sacks for a combined loss of 15 yards and forced a Rams fumble late in the fourth quarter.

11/14 at Cleveland: Tallied 4 tackles (2 solo) with 1 TFL, 2 QB hits, 1 pass defended, and a sack of Baker Mayfield.

11/24 at Cincinnati: Registered 2 solo tackles, a 9-yard sack of Ryan Lindley, 1 pass defended and 1 forced fumble.

12/1 vs Cleveland: Registered 2 tackles (1 solo) with 1 TFL, 2 QB hits and a 6-yard sack of Baker Mayfield.

12/8 at Arizona: Recorded 2 tackles (1 solo) with 1 TFL, 1 QB hit and intercepted a pass from Kyler Murray in the end zone on the Cardinals first drive of the fourth quarter.

12/15 vs Buffalo: Registered 4 tackles (3 solo) with 2 TFLs, 2 QB hits, 1 pass breakup, 1 forced fumble and split a sack of Josh Allen with LB Vince Williams.

12/22 at New York Jets: Recorded 5 tackles (2 solo), 2 QB hits and strip-sacked Sam Darnold, recovering his own forced fumble for a Steelers takeaway.

12/29 at Baltimore: Registered 5 tackles (4 solo), 2 QB hits, forced a Baltimore fumble recovered by Steelers CB Joe Haden and split an 8-yard sack of Robert Griffin III with DB Mike Hilton.

COLLEGE Played in 27 games with 14 starts over a two-year span (2015-16) for Wisconsin...totaled 70 tackles, 17.0 TFLs and 11.5 sacks in his career...named Academic All-Big Ten for two straight years (2015-16)...named first-team All-American by ESPN.com and Sports Illustrated, and a second-team All-American by the AP, CBS Sports and Fox Sports as a redshirt

T.J. WATT

junior in 2016...also named first-team All-Big Ten in 2016...recorded 11.5 sacks in 2016, the fifth-most in a single season in school history...moved to defense during the spring of 2015, and was part of a defense that ranked No. 1 in the nation in scoring defense, holding opponents to 13.7 points per game...missed the entire 2014 season due to injury...redshirted in 2013...recruited to Wisconsin as a tight end...graduated with a degree in retailing and consumer behavior.

PERSONAL

Attended the Pewaukee High School (Pewaukee, Wisc.)... first-team all-conference quarterback, linebacker and punter...named honorable mention all-area at linebacker by the Milwaukee Journal-Sentinel...threw for 527 yards with seven TDs, adding 554 rushing yards and nine rushing TDs as a senior, to go along with 42 tackles and 5.0 sacks on defense...lettered in track and field...son of Connie and John Watt...his two brothers, J.J. and Derek, both play in the NFL... Derek is a teammate with the Steelers...J.J. is with the Houston Texans...full name: Trent Jordan Watt.

WATT'S 2019 GAME-BY-GAME STATISTICS

Date	Opponent	GP	GS	T	AT	TOT	Sacks	Yds	Int/Yds	PD	FF	FR
9/8	at New England	1	1	1	1	2	0.0	0.0	0/0	0	0	0
9/15	SEATTLE	1	1	3	3	6	1.0	8.0	0/0	0	1	0
9/22	at San Francisco	1	1	2	0	2	0.0	0.0	1/7	2	0	1
9/30	CINCINNATI	1	1	1	1	2	1.5	9.0	0/0	0	0	1
10/6	BALTIMORE	1	1	4	1	5	1.0	6.0	0/0	0	0	0
10/13	at L.A. Chargers	1	1	0	3	3	0.5	2.0	0/0	0	0	0
10/28	MIAMI	1	1	3	0	3	2.0	16.0	0/0	2	2	1
11/3	INDIANAPOLIS	1	1	2	1	3	1.5	13.0	0/0	0	0	0
11/10	L.A. RAMS	1	1	5	1	4	2.0	15.0	0/0	0	1	0
11/14	at Cleveland	1	1	2	2	4	1.0	4.0	0/0	1	0	0
11/24	at Cincinnati	1	1	2	0	2	1.0	9.0	0/0	1	1	0
12/1	CLEVELAND	1	1	1	1	2	1.0	6.0	0/0	0	0	0
12/8	at Arizona	1	1	1	1	2	0.0	0.0	1/0	1	0	0
12/15	BUFFALO	1	1	3	1	4	0.5	4.0	0/0	1	1	0
12/22	at N.Y. Jets	1	1	2	3	5	1.0	8.0	0/0	0	1	1
12/29	at Baltimore	1	1	4	1	5	0.5	4.0	0/0	0	1	0
SEASON TOTALS		16	16	35	20	55	14.5	104.0	2/7	8	8	4
NFL TOTALS		47	47	125	52	177	34.5	186.0	3/24	18	15	4

WATT'S CAREER TOTALS

REGULAR SEASON

Year	Team	GP	GS	T	AT	TOT	Sacks	Yds	Int/Yds	PD	FF	FR
2017	Pittsburgh	15	15	39	13	52	7.0	36.0	1/17	7	1	0
2018	Pittsburgh	16	16	50	18	68	13.0	87.0	0/0	3	6	0
2019	Pittsburgh	16	16	35	20	55	14.5	104.0	2/7	8	8	4
NFL TOTALS		47	47	124	51	175	34.5	227.0	3/24	18	15	4

Career Regular-Season Special Teams Tackles (2): 2 in '17

Additional Statistics: Has two field goal blocks (11/16/17 vs. Tennessee and 9/9/18 at Cleveland).

Regular-Season Single-Game Highs:

Total Tackles: 10, at Cleveland; 9/9/18; **Solo Tackles:** 7, at Cleveland; 9/9/18; **Sacks:** 3.0, twice, last vs. Atlanta, 10/7/18; **Sack Yards:** 25.0, vs. Atlanta, 10/7/18; **Passes Defensed:** 2, at San Francisco 49ers, 9/22/19; **Forced Fumbles:** 2, three times, last vs. Miami, 10/28/19; **Fumble Recoveries:** 1, four times, last at N.Y. Jets, 12/22/19.

POSTSEASON

Year	Team	GP	GS	T	AT	TOT	Sacks	Yds	Int/Yds	PD	FF	FR
2017	Pittsburgh	1	1	1	1	2	0.0	0.0	0/0	1	0	0
NFL TOTALS		1	1	1	1	2	0.0	0.0	0/0	1	0	0

**RALPH WEBB**

RUNNING BACK

HEIGHT: 5-10

WEIGHT: 200

COLLEGE: Vanderbilt

BORN: Nov. 21, 1994

BIRTHPLACE: Gainesville, FL

HOW ACQUIRED: UDFA - '18

NFL EXPERIENCE: 1st year

PRO (0-0): Signed by the Pittsburgh Steelers to a Reserve/Futures contract on December 30, 2019...added to the Steelers' practice squad on November 18, 2019...waived by the Steelers on August 8, 2019...signed by the Steelers to a Reserve/Futures contract on Jan. 1, 2019...signed to the Steelers' practice squad on Dec. 4, 2018...released by the Tampa Bay Buccaneers on Dec. 3, 2018...joined the Buccaneers' practice squad on Nov. 13, 2018...released by the New England Patriots on Oct. 8, 2018...signed to the Patriots' practice squad on Sept. 2, 2018...originally entered the League as an undrafted rookie free agent with the Patriots on May 11, 2018.

2019 (0-0): Spent portions of the season on the Steelers' practice squad.

COLLEGE Finished his Vanderbilt career holding virtually every career rushing mark in school history, including 4,173 rushing

yards, 931 carries, 32 rushing TDs, 35 total TDs and 16 games of at least 100 rushing yards...his 4,173 rushing yards ranked No. 6 all-time among SEC running backs...set school records for rushing yards in a single season (1,283), rushing yards by a junior (1,283), rushing yards by a sophomore (1,152) and rushing yards by a freshman (907).

PERSONAL Attended Gainesville (Fla.) High School...senior captain and three-year letterwinner for one of Florida's 6A programs...started junior and senior campaigns at running back...named first-team all-state and all-area by the *Gainesville Sun* after leading his team to the 6A state championship game for the first time in 30 years...rushed for 2,020 yards and 28 TDs, producing nearly 800 rushing yards in five playoff games as a senior...gained 917 yards and 8 TDs as a junior in 2011...son of Perttina Davis and Douglas Webb...full name: Rapheal Webb.

**KERRITH WHYTE JR.**

RUNNING BACK

HEIGHT: 5-10

WEIGHT: 204

COLLEGE: Florida Atlantic

BORN: Oct. 31, 1996

BIRTHPLACE: West Palm Beach, FL

HOW ACQUIRED: FA - '19

NFL EXPERIENCE: 2nd year

PRO (6-0): Signed to the Pittsburgh Steelers' active roster from the Chicago Bears' practice squad on November 16, 2019...signed to the Bears' practice squad on September 27, 2019...waived by the Bears on September 26, 2019...drafted by the Bears in the seventh round (222) overall of the 2019 NFL Draft.

2019 (6-0): Saw action in six games with Pittsburgh...rushed 24 times for 122 yards and caught one pass for 9 yards...also saw action on special teams, returning 14 kicks for 264 yards (18.9 ypa).

11/24 at Cincinnati: Made his NFL debut...rushed six time for 43 yards...returned one punt for 15 yards.

KERRITH WHYTE JR.

12/8 at Arizona: Tied for the team lead with 41 rushing yards on five attempts...also caught his first career pass for 9 yards and returned two kicks for 24 yards.

12/22 at New York Jets: Rushed six times for 22 yards and returned three kicks for 65 yards.

COLLEGE Saw action in 38 career games at Florida Atlantic...finished his career with 1,358 rushing yards on 232 carries and 11 rushing touchdowns...added 22 catches for 227 receiving yards and touchdown catches, along with 81 kickoff returns for 26.1 average yards and two scores...as a redshirt junior in 2018 recorded a career-high 134 carries for 866 yards and eight touchdowns, while adding 19 kickoff returns for an average of 28.7 yards and a touchdown...following his final season (2018) was named C-USA Second Team as a kick returner and Honorable Mention as

a running back, named to Phil Steele's C-USA Third Team as a running back and First Team as a kick returner, and named Fourth-Team All-American by Phil Steele's Magazine...as a redshirt sophomore in 2017, rushed 55 times for 347 yards and two touchdowns and caught seven passes for 46 yards, while adding one kick return for a touchdown...as a redshirt freshman in 2016, recorded 145 rushing yards on 43 carries with one touchdown and added five receptions for 21 yards...majored in exercise science and health promotion.

PERSONAL Played running back at Seminole Ridge High School...tallied 174 carriers for 1,303 yards and 28 touchdowns and added 495 receiving yards as a senior...earned first team all-conference, second team all-county and third team all-state honors for his performance...played in the Florida versus Georgia All-Star Game...son of Kerrith and Marsha Whyte...full name: Kerrith Whyte Jr.

WHYTE'S 2019 GAME-BY-GAME STATISTICS

Date	Opponent	RECEIVING						RUSHING						
		GP	GS	No	Yds	Avg	Lg	TD	No	Yds	Avg	Lg	TD	
9/5	GREEN BAY													
9/15	at Denver													
9/23	at Washington													
9/26-11/16														
11/24	at Cincinnati	1	0	6	43	7.2	21	0	0	0	0.0	0	0	
12/1	CLEVELAND	1	0	3	10	3.3	5	0	0	0	0.0	0	0	
12/8	at Arizona	1	0	5	41	8.2	13	0	1	9	9.0	9	0	
12/15	BUFFALO	1	0	1	5	5.0	5	0	0	0	0.0	0	0	
12/22	at N.Y. Jets	1	0	6	22	3.7	7	0	0	0	0.0	0	0	
12/29	at Baltimore	1	0	3	1	0.3	3	0	0	0	0.0	0	0	
SEASON TOTALS		6	0	24	122	5.1	21	0	1	9	9.0	9	0	

Date	Opponent	PUNT RETURNS					
		No	FC	Yds	Avg	Lg	TD
11/24	at Cincinnati	1	0	16	16.0	16	0
12/1	CLEVELAND	3	0	72	24.0	34	0
12/8	at Arizona	2	0	24	12.0	12	0
12/15	BUFFALO	3	0	63	21.0	24	0
12/22	at N.Y. Jets	3	0	65	21.7	24	0
12/29	at Baltimore	2	0	24	12.0	21	0
SEASON TOTALS		14	0	264	18.9	34	0

Regular-Season Single-Game Highs:

Rushing Attempts: 6, twice, last at N.Y. Jets, 12/22/19; **Rushing Yards:** 43, at Cincinnati, 11/24/19; **Long:** 21, at Cincinnati, 11/24/19; **Receptions:** 1, at Arizona, 12/8/19; **Receiving Yards:** 9, Arizona, 12/8/19; **Receiving Long:** 9, Arizona, 12/8/19.



VINCE WILLIAMS

LINEBACKER

HEIGHT: 6-1

WEIGHT: 233

COLLEGE: Florida State

BORN: Dec. 27, 1989

BIRTHPLACE: Davenport, FL

HOW ACQUIRED: D6b - '13 (#206)

NFL EXPERIENCE: 8th year

PRO (107-57/7-1): Re-signed a three-year extension with the Pittsburgh Steelers on August 23, 2016...originally drafted by the Steelers with their second of two selections in the sixth round (206th overall) of the 2013 NFL Draft.

2019 (14-10/0-0): Started 10 of the 14 games in which he played...finished with 54 tackles (27 solo) and 2.5 sacks.

10/6 vs Baltimore: Returned to action and led the team with 9 tackles (4 solo) and 1 pass defended... also picked up his first sack of season, taking down Lamar Jackson for a 6-yards loss in the second quarter.

12/8 at Arizona: Registered 4 tackles (2 solo), and an 8-yard sack of Kyler Murray in the second quarter.

12/15 vs Buffalo: Registered 5 tackles (1 solo), 2 QB hits and split a sack of Josh Allen with LB T.J. Watt.

COLLEGE Played in 50 games at Florida State (2008-12), starting 26... recorded 140 tackles, 13.5 TFLs, 3.0 sacks, one fumble recovery, seven passes defended and one interception...in 2012, earned All-ACC Honorable Mention, Phil Steele Postseason All-ACC second-team honors and was an Under Armour Senior Bowl selection all as a senior...double majored in creative writing and sociology.

PERSONAL Attended Ridge Community High School (Davenport, Fla.)... named Polk County Defensive Player of the Year as a junior and earned all-county honors as a sophomore...amassed almost 300 tackles with 48.0 TFLs and 25.0 sacks over three varsity seasons...earned 3A second-team All-State honors as a senior...co-MVP of the Scout.com combine in Jacksonville... son of Mark and Vel Williams...full name: Vincenzo Jerard Williams.

WILLIAMS' 2019 GAME-BY-GAME STATISTICS

Date	Opponent	GP	GS	T	AT	TOT	Sacks	Yds	Int/Yds	PD	FF	FR
9/9	at New England	1	1	1	1	2	0.0	0.0	0/0	0	0	0
9/15	SEATTLE	1	1	2	0	2	0.0	0.0	0/0	0	0	0
9/22	at San Francisco						INACTIVE					
9/30	CINCINNATI						INACTIVE					
10/6	BALTIMORE	1	1	4	5	9	1.0	6.0	0/0	1	0	0
10/13	at L.A. Chargers	1	1	2	2	4	0.0	0.0	0/0	0	0	0
10/28	MIAMI	1	1	3	1	4	0.0	0.0	0/0	0	0	0
11/3	INDIANAPOLIS	1	0	2	2	4	0.0	0.0	0/0	0	0	0
11/10	L.A. RAMS	1	1	1	2	3	0.0	0.0	0/0	0	0	0
11/14	at Cleveland	1	1	3	2	5	0.0	0.0	0/0	0	0	0
11/24	at Cincinnati	1	0	1	1	2	0.0	0.0	0/0	0	0	0
12/1	CLEVELAND	1	1	1	1	2	0.0	0.0	0/0	0	0	0
12/8	at Arizona	1	1	2	2	4	1.0	8.0	0/0	0	0	0
12/15	BUFFALO	1	1	1	4	5	0.5	4.0	0/0	0	0	0
12/22	at N.Y. Jets	1	0	0	1	1	0.0	0.0	0/0	0	0	0
12/29	at Baltimore	1	0	4	3	7	0.0	0.0	0/0	0	0	0
SEASON TOTALS		14	10	27	27	54	2.5	18.0	0/0	1	0	0
NFL TOTALS		107	57	285	123	408	17.5	117.5	2/30	5	0	4

2020 PLAYERS

VINCE WILLIAMS

WILLIAMS' CAREER TOTALS

REGULAR SEASON

Year	Team	GP	GS	T	AT	TOT	Sacks	Yds	Int/Yds	PD	FF	FR
2013	Pittsburgh	15	11	42	24	66	0.0	0.0	0/0	0	0	0
2014	Pittsburgh	16	2	18	11	29	0.0	0.0	0/0	0	0	1
2015	Pittsburgh	16	0	25	10	35	0.5	3.0	0/0	1	0	1
2016	Pittsburgh	16	4	32	8	40	2.0	3.0	0/0	0	0	0
2017	Pittsburgh	16	16	68	20	88	8.0	63.0	1/13	1	0	0
2018	Pittsburgh	14	14	50	25	75	4.5	30.5	1/17	1	0	0
2019	Pittsburgh	14	10	27	27	54	2.5	18.0	0/0	1	0	0
NFL TOTALS		107	57	285	123	408	17.5	117.5	2/30	5	0	4

Career Regular-Season Special Teams Tackles (35): 1 in '19, 1 in '17, 7 in '16, 11 in '15, 15 in '14.

Additional Statistics: Recovered his first career fumble on special teams 11/8/15 vs. Oakland.

Regular-Season Single-Game Highs:

Total Tackles: 15, vs. Kansas City, 10/2/16; **Solo Tackles:** 13, vs. Kansas City, 10/2/16; **Sacks:** 2.0, at Kansas City, 10/15/17; **Sack Yards:** 15.0, at Kansas City, 10/15/17; **Passes Defensed:** 1, twice, last vs. New England, 12/17/17; **Forced Fumbles:** N/A; **Fumble Recoveries:** 1, three times, last vs. Indianapolis, 12/6/15.

POSTSEASON

Date	Opponent	GP	GS	T	AT	TOT	Sacks	Yds	Int/Yds	PD	FF	FR
2014	Pittsburgh	1	0	1	1	2	0.0	0.0	0/0	0	0	0
2015	Pittsburgh	2	0	1	0	1	0.0	0.0	0/0	0	0	0
2016	Pittsburgh	3	0	0	0	0	0.0	0.0	0/0	0	0	0
2017	Pittsburgh	1	1	6	4	10	0.0	0.0	0/0	0	0	0
NFL TOTALS		7	1	8	5	13	0.0	0.0	0/0	0	0	0

Career Postseason Special Teams Tackles (6): 2 in '15 and 4 in '16.



STEFAN WISNIEWSKI

OFFENSIVE LINE

(wizz-NEW-skee)

HEIGHT: 6-3

BIRTHPLACE: Pittsburgh, PA

WEIGHT: 305

HOW ACQUIRED: UFA - '20

COLLEGE: Penn State

NFL EXPERIENCE: 10th year

BORN: March 22, 1989

CAREER HIGHLIGHTS

Has played in 134 regular-season games with 103 starts during his nine-year career.

Versatility has allowed him to start 41 games at left guard and 62 games at center.

Started at left guard for the 2019 Super Bowl Champion Kansas City Chiefs.

Started at left guard for the 2017 Super Bowl Champion Philadelphia Eagles.

Despite suffering a torn labrum in 2014, battled through the injury to start all 16 games at center for the Oakland Raiders and allowed just 1.5 sacks on the season.

Started all 16 games at left guard for Oakland as a rookie and was named to the Pro Football Weekly All-Rookie Team.

PRO (134-103/0-0): Signed a two-year deal with the Pittsburgh Steelers as an unrestricted free agent on March 26, 2020...signed with the Kansas City Chiefs as a free agent on October 9, 2019...released by the Philadelphia Eagles on August 31, 2019...re-signed by Philadelphia on May 13, 2019...re-signed by Philadelphia on March 16, 2017...signed with Philadelphia on April 4, 2016...signed with the Jacksonville Jaguars on April 21, 2015...originally entered the NFL as a second-round pick (48th overall) by the Oakland Raiders in the 2011 NFL Draft.

2019 (11-2/3-3) (KAN): Played in 11 games, starting the last two games of the regular season...started each playoff game for the Chiefs on the way to Super Bowl LIV.

COLLEGE Earned four letters for the Penn State Nittany Lions and became the first student-athlete in school history to be named an ESPN Academic All-American three times (2008-2010)...appeared in 46 games with 39 starts...started all 13 games at right guard as a senior in 2010 and was named a first-team All-American...made the switch from guard to center for the 2009 season and started every game for the Nittany Lions, playing 905 snaps and earning first-team All-Big Ten recognition from the coaches and media...earned third-team All-American honors from Collegefootballnews.com...played in eight games with one start at right guard as a true freshman in 2007 and became the first true freshman to start a game on the Penn State offensive line since 1999...

was just one of two true freshmen to see action during the season and was named to The Sporting News Freshman All-Big Ten team.

PERSONAL Attended Central Catholic HS (Pittsburgh, Pa.)...selected as a U.S. Army All American his senior season...was a two-time first-team All-State honoree...was named to the *Pittsburgh Post-Gazette* Fabulous 22 team and the *Pittsburgh Tribune-Review* Terrific 25, as well as earning All-Western Pennsylvania honors...son of Leo and Cindy Wisniewski and has one sister, Sarah...father was a standout defensive lineman for Penn State, lettering from 1979-81 and serving as a tri-captain in 1981 and was selected by the Baltimore Colts in the second round of the 1982 NFL Draft and played four seasons with Baltimore/Indianapolis...uncle, Steve Wisniewski was a two-time first-team All-America guard during his Penn State career (1985-88) and was selected All-Pro eight times in his 13 years with the Oakland/Los Angeles Raiders...full name: Stefen David Wisniewski.

WISNIEWSKI'S CAREER TOTALS

REGULAR SEASON

Year	Team	GP	GS
2011	Oakland	16	16
2012	Oakland	15	15
2013	Oakland	14	14
2014	Oakland	16	16
2015	Jacksonville	16	16
2016	Philadelphia	16	6
2017	Philadelphia	14	11
2018	Philadelphia	16	7
2019	Kansas City	11	2
NFL TOTALS		134	103



CHRIS WORMLEY

DEFENSIVE LINE

HEIGHT: 6-5

WEIGHT: 300

COLLEGE: Michigan

BORN: Aug. 25, 1993

BIRTHPLACE: Toledo, OH

HOW ACQUIRED: TR '20 (BAL)

NFL EXPERIENCE: 4th year

PRO (39-15/2-1): Traded to the Steelers on March 20, 2019...drafted by the Baltimore Ravens in the third round (74th overall) of the 2017 NFL Draft.

2019 (16-7/1-1): Saw action all 16 games and started seven...recorded 33 tackles, 1.5 sacks, 36 quarterback hits, 14 tackles for a loss, 8 passes defended, 8 forced fumbles, 4 fumble recoveries and 2 interceptions.

10/13 vs Cincinnati: Registered 2 tackles (1 solo).

10/20 at Seattle: Recorded 2 tackles (1 solo) and 1 QB hit.

11/10 at Cincinnati: Registered 4 tackles (3 solo), 2 TFLs, 2 QB hits, and 1 sack.

12/1 vs San Francisco: Recorded 4 tackles (2 solo), 1 QB hit, 1 pass defended and 0.5 sack.

12/12 vs New York Jets: Registered 3 tackles (3 solo).

12/22 at Cleveland: Recorded 4 tackles (3 solo).

12/29 vs Pittsburgh: Registered 4 tackles (1 solo).

COLLEGE Played in 51 games with 30 starts over a four-year span (2013-16) for Michigan...registered 123 tackles (61 solo), 18.0 sacks and 33 tackles for loss...started all 13 games for the nation's top-ranked Wolverines' defense (261.8 yards/game) in 2016...Michigan finished No. 1 in the FBS in pass defense (142.5 yards/game) and fourth in sacks/game (3.54)...selected first-team All-Big Ten by coaches, second-team All-Big Ten by media, and earned second-team Sporting News All-America honors as a senior in 2016...recorded a career-high 43 tackles and 6.5 sacks in 2015...Michigan finished No. 4 in total defense (280.7 yards/game) and No. 3 against the pass (158.5 yards/game).

PERSONAL Attended the Whitmer High School (Toledo, Ohio)...recorded 66 tackles, 19 TFL, 11 sacks and 1 PD as a senior, earning AP Division I All-Ohio first-team honors and co-Defensive Player of the Year...named first-team Division I All-District as a sophomore after tallying 60 tackles and 12 sacks...also lettered in basketball and track and field...graduated with a degree in sports management...full name: Chris Wormley.

WORMLEY'S 2019 GAME-BY-GAME STATISTICS

Date	Opponent	GP	GS	T	AT	TOT	Sacks	Yds	Int/Yds	PD	FF	FR
09/08	at Dolphins	1	1	0	0	0	0.0	0.0	0/0	0	0	0
09/15	Cardinals	1	0	0	0	0	0.0	0.0	0/0	0	0	0
09/22	at Chiefs	1	0	0	0	0	0.0	0.0	0/0	0	0	0
09/29	Browns	1	1	1	0	1	0.0	0.0	0/0	1	0	0
10/06	at Steelers	1	0	0	1	1	0.0	0.0	0/0	0	0	0
10/13	Bengals	1	1	1	1	2	0.0	0.0	0/0	0	0	0
10/20	at Seahawks	1	1	1	1	2	0.0	0.0	0/0	0	0	0
11/03	Patriots	1	1	0	2	2	0.0	0.0	0/0	0	0	0
11/10	at Bengals	1	1	3	1	4	1.0	7.0	0/0	0	0	0
11/17	Texans	1	1	1	1	2	0.0	0.0	0/0	0	0	0
11/25	at Rams	1	1	1	1	2	0.0	0.0	0/0	0	0	0
12/01	49ers	1	1	2	2	4	0.5	0.0	0/0	1	0	0
12/08	at Bills	1	1	0	2	2	0.0	0.0	0/0	0	0	0
12/12	Jets	1	1	3	0	3	0.0	0.0	0/0	0	0	0
12/22	at Browns	1	1	3	1	4	0.0	0.0	0/0	0	0	0
12/29	Steelers	1	1	1	3	4	0.0	0.0	0/0	0	0	0
2019 TOTALS		16	7	17	16	33	1.5	7.0	0/0	2	0	0
NFL TOTALS		39	15	35	19	54	2.5	13.0	0/0	7	0	0

WORMLEY'S CAREER TOTALS

REGULAR SEASON

Year	Team	GP	GS	T	AT	TOT	Sacks	Yds	Int/Yds	PD	FF	FR
2017	Baltimore	7	2	5	0	5	0.0	0.0	0/0	0	0	0
2018	Baltimore	16	6	13	3	16	1.0	6.0	0/0	5	0	0
2019	Baltimore	16	7	17	16	33	1.5	7.0	0/0	2	0	0
NFL TOTALS		39	15	35	19	54	2.5	13.0	0/0	7	0	0

Regular-Season Single-Game Highs:

Total Tackles: 4, four times, last vs. Pittsburgh, 12/29/19; **Solo Tackles:** 3, four times, last at Cleveland, 12/22/19; **Sacks:** 1.0, twice, last at Cincinnati, 11/10/19; **Sack Yards:** 7.0, at Cincinnati, 11/10/19; **Passes Defensed:** 2, vs. Buffalo, 9/9/18.

POSTSEASON

Year	Team	GP	GS	T	AT	TOT	Sacks	Yds	Int/Yds	PD	FF	FR
2018	Baltimore	1	0	2	0	2	0.0	0.0	0/0	0	0	0
2019	Baltimore	1	1	2	1	3	0.0	0.0	0/0	0	0	0
NFL TOTALS		2	1	4	1	5	0.0	0.0	0/0	0	0	0



ANTOINE BROOKS JR.

SAFETY

HEIGHT: 5-11

WEIGHT: 210

COLLEGE: Maryland

BORN: Oct. 28, 1997

BIRTHPLACE: Lanham, MD

HOW ACQUIRED: D6 - '20

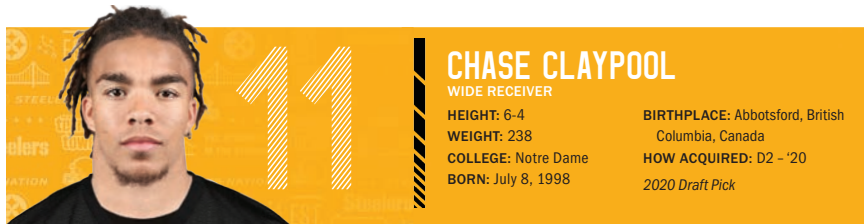
2020 Draft Pick

PRO (0-0/0-0): Drafted by the Pittsburgh Steelers in the sixth round (198th overall) of the 2020 NFL Draft.

COLLEGE Four-year letterwinner at Maryland (2015-19)...2019 All-Big Ten Second Team (Coaches)...2019 All-Big Ten Third Team (Media)...2019 Team Most Valuable Player...2019 Phil Steele All-Big Ten Second Team...2019 Bednarik Award Watch List...2019 Bronko Nagurski Trophy Watch List...2019 Preseason Phil Steele All-Big Ten Second Team...2019 Preseason Athlon Sports All-Big Ten Second Team...2018 All-Big Ten Second Team (Coaches)...2018 All-Big Ten Honorable Mention (Media)...2018 Phil Steele All-Big Ten Third Team...Big Ten Co-Defensive Player of the Week (9/3/2018)...2018 Preseason Athlon Sports All-Big Ten...2017 All-Big Ten Honorable Mention (Media)...Big Ten Co-Special Teams Player of the Week (9/4/2018)...led Big Ten and ranked ninth in the country, averaging 5.8 solo tackles per game, as a senior in 2019...finished the season with a team-high 87 tackles and 69 solo stops, ranked

second on the team with 8.5 TFLs and tied for team lead with 5 pass pickups...recorded 11 tackles (4 solo) and half a tackle for loss in final game as a Terp at Michigan State (11/30/2019)...topped team with 10 tackles (7 solo) at #1 Ohio State (11/9/2019)...tied career best with 2.0 TFLs vs. #14 Michigan (11/2/2019) while tallying 5 more solo tackles...picked off Indiana (10/19/2019) in the end zone during the second quarter for first interception of the season, while tallying career-high 2.0 TFLs...tallied a career-best, game-high 13 tackles and recorded first career fumble recovery at Temple (9/14/2019).

PERSONAL Attended DuVal HS (DuVal, Fla.)...excelled at both quarterback and defensive back...Prince George's 4A Offensive Player of the Year in 2015 despite playing in just six games...earned First Team All-Met honors as a junior and Second Team All-Met honors during his senior year...averaged more than 182 rushing yards per game in 2015...son of Antoine Brooks Sr. and Keisha Staples...full name: Antoine Brooks Jr.



CHASE CLAYPOOL

WIDE RECEIVER

HEIGHT: 6-4

WEIGHT: 238

COLLEGE: Notre Dame

BORN: July 8, 1998

BIRTHPLACE: Abbotsford, British Columbia, Canada

HOW ACQUIRED: D2 - '20

2020 Draft Pick

PRO (0-0/0-0): Drafted by the Pittsburgh Steelers in the second round (49th overall) of the 2020 NFL Draft.

COLLEGE Played in 50 games with 33 starts over his four-year career (2016-19) for Notre Dame...caught 150 passes for 2,159 yards and 19 TDs over his career...one of seven

CHASE CLAYPOOL

wideouts in Notre Dame history with at least 150 career receptions...ended collegiate career with the 11th-most receiving yards in school history...19 career TD receptions ranked tied for seventh in school history...registered five career 100-yard receiving games, which ranked tied for 10th in school history...led Notre Dame with 66 catches for 1,037 yards and 13 TDs while starting all 13 games as a senior in 2019...his 13 TD receptions ranked sixth in single-season school history...tied the school record with 4 TD receptions against Navy on Nov. 16, 2019...named 2019 Camping World Bowl MVP after catching seven passes for 146 yards and a TD in a route of Iowa State...played in all 13 games, starting 12 of those contests, as a junior in 2018...finished the season second on the Irish with 639 receiving yards on 50 receptions and four TDs...saw action in 12 games and started eight contests as a sophomore in 2017...ranked second on the Irish in both receptions (29) and receiving yards (402)...caught nine passes for a career-best 180 yards and a TD vs. Wake Forest (Nov. 4, 2017)...eighth player from Canada to appear in varsity action for Notre Dame...graduated with a degree in management consulting.

PERSONAL

Attended Abbotsford Senior Secondary School (Abbotsford, British Columbia)...one of the top players ever to come out of British Columbia...helped Abbotsford reach the 2015 British Columbia High School Football AA Championship game (first such berth since 1984)...in 2015, caught 58 passes for 1,473 yards and 18 TDs; rushed for 567 yards and eight TDs on 47 carries; completed six of eight passes for 103 yards and three TDs; added 74 tackles, including two sacks, two fumble recoveries and five interceptions; returned four punts for 195 yards (two TDs) and seven kickoffs for 176 yards (one TD)...held the following school records: career and single-season TDs, career and single-season receiving yards, career and single-season receptions, single-season tackles, career and single-season interceptions and longest receiving TD...one of three finalists for the Sports BC 50th annual Athlete of the Year...No. 280-ranked player nationally and No. 12-ranked tight end on Scout.com 300 list...No. 159-ranked player in the nation and No. 12-ranked wide receiver on ESPN 300 list...No. 170-ranked player in the nation and No. 33-ranked wide receiver on 247Sports.com Top 247...No. 109-ranked player in the nation and No. 22-ranked wide receiver on Rivals.com 250 list...No. 262-ranked player on the Tom Lemming Prep Football Report...full name: Chase Claypool.



CARLOS DAVIS

DEFENSIVE TACKLE

HEIGHT: 6-2

WEIGHT: 320

COLLEGE: Nebraska

BORN: Aug. 22, 1996

BIRTHPLACE: Blue Springs, MO

HOW ACQUIRED: D7 - '20

2020 Draft Pick

PRO (0-0/0-0): Drafted by the Pittsburgh Steelers in the seventh round (232nd overall) of the 2020 NFL Draft.

COLLEGE

Four-year letterwinner at Nebraska (2015-19)...honorable-mention All-Big Ten (2018)...honorable-mention BTN All-Freshman Team (2016)...Nebraska Most Improved

CARLOS DAVIS

Player (2016)...two-time Nebraska Scholar-Athlete Honor Roll...Brook Berringer Citizenship Team (2016, 2017, 2018)...Tom Osborne Citizenship Team (2016, 2017, 2018)...NCAA Track & Field Second-Team All-American (2019, Discus)...NCAA Track & Field Honorable-Mention All-American (2018, Discus)...started 11 of 12 games at defensive end as a senior in 2019, missing the Wisconsin game due to injury...totaled 32 tackles, which ranked second among Nebraska's defensive linemen, behind his twin brother Khalil...ranked second on the team behind his twin brother with 4.0 sacks...against Northern Illinois, tied his career high with 6 tackles and 2.0 TFLs, while setting a career high with 1.5 sacks as Nebraska kept the Huskies out of the end zone...added 4 tackles each against Ohio State, Northwestern and Minnesota, while forcing the first fumble of his career against the Gophers...eight-time letterwinner at Nebraska (four in both football and track)...along with twin brother, Khalil, first Huskers in more than 50 years to be eight-time letterwinners and just the ninth and 10th eight-time letterwinners in the history of Nebraska Athletics...graduated with a degree in child, youth and family studies.

PERSONAL Attended Blue Springs High School (Blue Springs, Mo.)...ranked among the top five players in Missouri and the top 25 defensive tackles in the country by Rivals.com, 247 Sports and Scout...rated as the No. 201 overall prospect in the country by Scout...chose Nebraska after also considering Missouri, and he had numerous offers including Oregon, TCU, Arkansas and Kansas State...recorded 64 tackles, including an impressive 33 TFLs, 18 sacks and 21 QB pressures as a senior...helped the Wildcats to an 8-4 record and a trip to the third round of the Class 6 state playoffs...Missouri Coaches Association Class 6 Defensive Player of the Year in 2014...earned the prestigious Buck Buchanan Award at the Simone ceremony...Class 6 all-state pick for the second straight year and earned All-Metro honors from the Kansas City Star...helped lead Blue Springs to a Class 5 Missouri State Championship Track & Field title in 2015, capturing first-place finishes in shot put and discus in the process...had a throw of 214-4 in the discus as a senior, the best prep mark in the nation in 2015...son of Carl and Tracy Davis...older of the Davis twins by five minutes...volunteered his time with the Nebraska Football Road Race, a Mother/Son Event, Husker Heroes, the FCA and local school and hospital visits...full name: Carlos Davis.



KEVIN DOTSON

OFFENSIVE LINE

HEIGHT: 6-4

WEIGHT: 321

COLLEGE: Louisiana

BORN: Sept. 18, 1996

BIRTHPLACE: Plaquemine, LA

HOW ACQUIRED: D4b - '20

2020 Draft Pick

PRO (0-0/0-0): Drafted by the Pittsburgh Steelers in the fourth round (135th overall) of the 2020 NFL Draft.

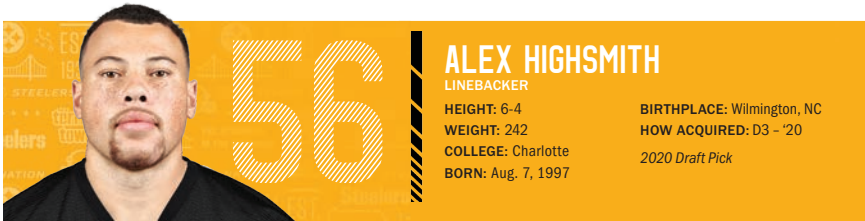
COLLEGE Four-year letterwinner at Louisiana (2015-19)...2019 Associated Press First Team All-American...2019 USA Today

First Team All-American...2019 Sports Illustrated First Team All-American...2019 Pro Football Focus First Team All-American...2019 Sporting News Second Team All-American...2019 First Team All-Sun Belt Conference...2019 All-Louisiana First Team...2018 First Team All-Sun Belt Conference...2017 Second Team All-Sun Belt Conference...2017 Second Team All-Louisiana...2016

KEVIN DOTSON

Sun Belt Conference All-Newcomer Team...One of the highest-graded offensive linemen in the nation as a redshirt senior in 2019...started all 14 of Louisiana's games...became the second player in school history to earn AP All-America honors after Orlando Thomas garnered third-team honors in 1993 and second-team honors in 1994...first player in program history to be named a First-Team All-American by the other publications...named First-Team All-Sun Belt and First-Team All-Louisiana...made his 52nd career start against Miami (Ohio) in the LendingTree Bowl, the second most by any offensive lineman in 2019...helped pave the way for a Louisiana ground attack that finished the year ranked third nationally in yards per rush (6.28), fourth nationally in rushing TDs (42), sixth nationally in rushing yards per game (257.4) and seventh nationally in total rushing yards (3,604)...part of an offensive line that ranked fifth nationally and first in the Sun Belt in sacks allowed (1.07)...participated in the East-West Shrine Bowl...graduated with a degree in mass communication.

PERSONAL Attended Plaquemine High School (Plaquemine, La.)...rated as the No. 4 guard in the state of Louisiana by Rivals.com...three-time all-district selection...helped lead the Green Devils to a 13-2 record and a berth in the Class 4A state semifinals...named to the Class 4A All-State team...named to the NOLA.com/The Times Picayune All-Baton Rouge Area Football Team...played in the Louisiana High School Coaches Association All-Star Game...son of Kelcy and Denise Dotson...father played football at Louisiana from 1995-96...mother ran track at McNeese...one brother, Kenny, and one sister, Payton...uncles, Alvin and Dennis McKinley, played in the NFL for the Cleveland Browns and Arizona Cardinals, respectively...full name: Kevin Dotson.

**ALEX HIGHSMITH**

LINEBACKER

HEIGHT: 6-4

WEIGHT: 242

COLLEGE: Charlotte

BORN: Aug. 7, 1997

BIRTHPLACE: Wilmington, NC

HOW ACQUIRED: D3 - '20

2020 Draft Pick

PRO (0-0/0-0): Drafted by the Pittsburgh Steelers in the third round (102nd overall) of the 2020 NFL Draft.

COLLEGE Four-year letterwinner at Charlotte (2015-19)...2020 NFL Combine participant...named to the 2020 NFL All-Combine Team as an edge rusher...2020 East-West Shrine Bowl...2019 Third Team All-America by both AP and Pro Football Focus...first 49er to earn all-America honors...2020 East-West Shrine Bowl...2018 and 2019 First Team All-Conference USA (coaches)...first 49er to be named first-team All-C-USA twice...2019 First Team All-C-USA by PFF and Phil Steele...ranked

fourth in the nation in sacks (14.0) and fifth in TFLs (21.5)...named to PFF's 2019 All-Draft Stock Team for those players who draft stock rose the most this season...starting DE in 49ers' first-ever bowl game (2019 Bahamas Bowl)...2019 Team Captain...2019 Chuck Bednarik Award (Defensive Player of the Year) Watch List...Burlsworth Trophy Semifinalist...owns school records for sacks in a game (4.5), season (14.0) and career (20.0) and TFLs in a game (5.0) and season (21.5)...second all-time with 46.0 TFL...fifth all-time with 185 career tackles...2019 Preseason all-Conference USA (coaches)...2018 first-team all-C-USA by PFF and second team by Phil Steele...joined the 49ers for the 2015 season as a walk-on...earned scholarship during the summer of 2017...graduated with a degree in exercise science.

ALEX HIGHSMITH

PERSONAL

Attended Eugene Ashley High School (Wilmington, N.C.)...parents are Sam and Pam Highsmith...has a sister,

Lauryn...A/B Honor Roll throughout high school... National Honor Society...also played basketball and baseball...full name: Alex Highsmith.

**ANTHONY MCFARLAND JR.**

RUNNING BACK

HEIGHT: 5-8

WEIGHT: 193

COLLEGE: Maryland

BORN: March 4, 1998

BIRTHPLACE: Hyattsville, MD

HOW ACQUIRED: D4a - '20

2020 Draft Pick

PRO (0-0/0-0): Drafted by the Pittsburgh Steelers in the fourth round (124th overall) of the 2020 NFL Draft.

COLLEGE Two-year letterwinner at Maryland (2018-19)...finished his Maryland career third in school history with 6.7 yards per rush...ninth in Maryland history with six 100-yard rushing games...21st in Maryland history with 1,648 career rushing yards...2019 Maxwell Award Watch List...2019 Doak Walker Award Candidate...2019 Phil Steele Preseason All-Big Ten Second Team...2018 FWAA Freshman All-American...2018 All-Big Ten Second Team (Media)...2018 All-Big Ten Third Team (Coaches)...2018 Associated Press All-Big Ten Second Team...2018 Phil Steele All-Big Ten Second Team...Big Ten Freshman of the Week (9/24/18, 11/19/18)...set the Maryland record for single-season rushing yards by a freshman (1,034).

PERSONAL Attended DeMatha Catholic High School (Hyattsville, Md.)...consensus 4-star recruit according to all major recruiting databases...rated the 3rd-best running back nationally and second best player in the state of Maryland by 247 Sports and Rivals...2016 Under Armour All-American...missed senior season due to injury...2015 Second Team Washington Post All-Metro...ran for 527 yards and eight touchdowns (8.5 yards/carry) as a junior, while also catching 25 passes for 386 yards and four touchdowns...2014 Honorable Mention Washington Post All-Metro...rushed for 1,124 yards (10.1 yards/carry) as a sophomore, in addition to catching 15 passes for 312 yards and 12 touchdowns...full name: Anthony McFarland Jr.



TRAJAN BANDY

CORNERBACK

HEIGHT: 5-9

WEIGHT: 186

COLLEGE: Miami (Fla.)

BORN: June 4, 1999

BIRTHPLACE: Miami, FL

HOW ACQUIRED: UDFA '20

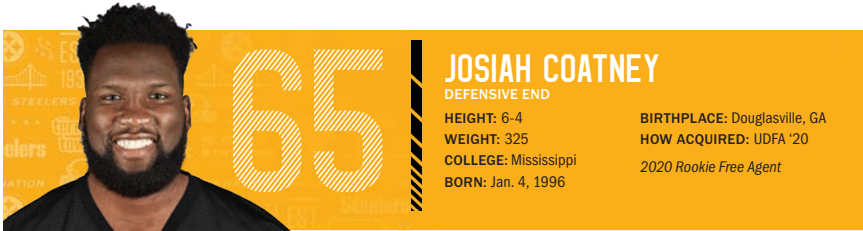
2020 Rookie Free Agent

COLLEGE Three-year letterwinner at Miami, Fla. (2017-19)...named 2019 Honorable Mention All-ACC and 2018 Third Team All-ACC ...played in 39 career games with 29 starts for the Hurricanes...collegiate career totals included 90 tackles, 59 solo stops, 22 pass breakups, 9 tackles for loss, 4 interceptions, 3.0 sacks, 3 fumble recoveries and 1 forced fumble...as a junior in 2019, started all 13 games and finished with 29 total tackles (20 solo)...registered a team-high 8 pass breakups and added 3.0 sacks (27 yards)...had 1 forced fumble and 1 fumble recovery...finished with 6 total tackles (5 solo), 1.0 sack and 1 fumble recovery vs. Virginia (Oct. 11)...named ACC Defensive Back of the Week for game vs. Cavaliers...registered 5 tackles (3 solo) against FIU (Nov. 23)...elected to enter NFL Draft and forego final season of eligibility following junior year...enjoyed breakout season as a sophomore in 2018, starting all 13 games...posted career-high totals in tackles (36), tackles for loss (4.5), interceptions (3), fumble recoveries (2) and passes defended (8)...posted career-high 6 tackles (4 solo) and added 1.5 tackles for loss (6 yards) in start vs. North Carolina (Sept. 27)...put together dominant outing in start at Virginia (Oct. 13), recording 2 interceptions and 3 total

tackles...multi-interception game was first of career and first by Hurricane since Michael Jackson vs. Syracuse in October 2017..tied career mark with 6 total tackles and added 2 PBUs at Boston College (Oct. 26)...recorded 5 tackles, 1 fumble recovery and 1 TFL in regular-season finale vs. Pittsburgh (Nov. 24)...saw action in all 13 games and made three starts as a freshman in 2017...finished with 25 tackles and 1.5 tackles for loss...added 6 pass breakups and had 1 interception returned for TD...6 pass breakups were tied for third-most on team...recorded first interception of career and returned it 65 yards for TD in win over Notre Dame (Nov. 11).

PERSONAL

Played at Columbus High School (Miami, Fla.)...consensus four-star prospect by 247Sports, ESPN, Rivals and Scout...rated as 30th-best cornerback by 247Sports...earned No. 33 ranking in state of Florida by 247Sports...rated as 267th prospect nationwide on ESPN300...participated in The Opening in 2016...earned Top 300 PrepStar All-America ranking...named First Team All-Dade by Miami Herald...totaled pair of returns for TDs as senior...full name: Trajan Bandy.

**JOSIAH COATNEY**

DEFENSIVE END

HEIGHT: 6-4

WEIGHT: 325

COLLEGE: Mississippi

BORN: Jan. 4, 1996

BIRTHPLACE: Douglasville, GA

HOW ACQUIRED: UDFA '20

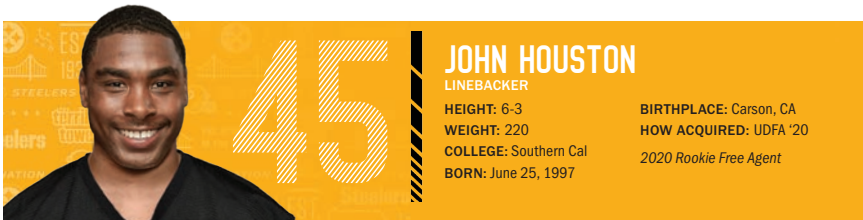
2020 Rookie Free Agent

PRO (0-0/0-0): Signed by the Pittsburgh Steelers as an undrafted rookie free agent on April 25, 2020.

COLLEGE Three-year letterwinner who saw action in 35 of his 36 career games for Mississippi...finished his collegiate career with 174 tackles and 15.5 TFLs...as a senior in 2019, started all 12 games...tallied two starts at nose tackle to begin the season before starting the final 10 games of the year at defensive end...led all Mississippi defensive linemen with 46 tackles, including 3.5 TFLs and 2.0 sacks...served as an anchor in the middle for an Mississippi defensive unit that helped limit three straight opponents to under 70 yards rushing for the first time in 20 seasons...participated in the 2020 Reese's Senior Bowl...as a junior in 2018, appeared in all

12 games, making 11 starts on the defensive line... finished third on the team with 63 tackles, adding 4 TFLs and 1.0 sack...started every game on the defensive line as a redshirt sophomore in 2017, ranking third on the team in tackles...redshirted his sophomore year in 2016...played for Holmes Community College in 2015 where he was a MACJC First-Team All-State selection after finishing third on the team with 46 tackles as a freshman and added 8.5 TFLs, 3.0 sacks and 2 blocked kicks... also returned an interception for a 30-yard TD and a fumble recovery for a 4-yard score.

PERSONAL Played football at Chapel Hill (Ga.) High School...son of Lafayette and Lorine Coatney...full name: Josiah Jeremy Coatney.

**JOHN HOUSTON**

LINEBACKER

HEIGHT: 6-3

WEIGHT: 220

COLLEGE: Southern Cal

BORN: June 25, 1997

BIRTHPLACE: Carson, CA

HOW ACQUIRED: UDFA '20

2020 Rookie Free Agent

PRO (0-0/0-0): Signed with the Pittsburgh Steelers as an undrafted free agent on April 28, 2020.

COLLEGE Three-year starter at Southern Cal (2015-19)...recorded 271 tackles, including 13 for loss (with 5.0 sacks), plus 12 pass break-ups, 2 fumble recoveries, 1 forced fumble and 1 interception in his career...appeared in 50 games in his career, with 36 starts...Southern Cal's team captain and Most Inspirational Player as a senior in 2019...2019 East-West Shrine Game invitee... graduated in 2018 with a degree in sociology.

PERSONAL Attended Serra High School (Gardena, Calif.)...Parade All-American first team, Prep Star All-American Dream Team, Max Preps All-American first team, Cal-Hi Sports All-State first team, Max Preps All-State Division I first team, USA Today All-California, Orange County Register Fab 15 first team, Tacoma News Tribune Western 100, All-CIF Pac 5 Division, Los Angeles Times All-Area first team, South Bay Daily Breeze All-South Bay Defensive Player of the Year and All-Mission League Co-MVP as a senior linebacker in 2014...full name: John Houston Jr.



42

LEO LEWIS
LINEBACKER

HEIGHT: 6-3
WEIGHT: 245
COLLEGE: Mississippi State
BORN: Oct. 25, 1996

BIRTHPLACE: Brookhaven, MS
HOW ACQUIRED: UDFA '20
2020 Rookie Free Agent

PRO (0-0/0-0): Signed with Pittsburgh Steelers as an undrafted free agent following the 2020 NFL Draft.

Defensive Player of the Year by Athlon Sports... started all 13 games at Will linebacker in 2016... redshirted his freshman season in 2015.

COLLEGE Started all 13 games at linebacker as a senior in 2019...finished fourth on the team in tackles with 65 ...turned in a career-high 5.5 tackles for loss...added 1.0 sack, 2 pass breakups, 1 forced fumble and 2 fumble recoveries...started 10 of 12 games played his junior year in 2018...made 45 tackles, including 3 for loss...recorded at least one tackle in 11 games...started 12 games at one of the inside linebacker positions during the 2016 season...collected 46 tackles with 1 tackle for loss...as a redshirt freshman, was the first Football Writers Association Freshman All-American in MSU history...accumulated 79 tackles in his debut season, which led all SEC freshmen and was 30 better than the next closest...ranked 13th among all players in the league in tackles and added 4.5 tackles for loss and 1.0 sack...ranked seventh nationally in tackles among freshmen...selected as the SEC Freshman

PERSONAL Played linebacker at Brookhaven High School (Brookhaven, Miss.)...nation's top inside linebacker recruit...consensus four-star prospect ranked the No. 2 overall player in the state of Mississippi...tapped the nation's No. 43 overall prospect by Rivals.com, No. 60 overall by ESPN.com and No. 63 by 247Sports...first-team All-American by USA Today...one of five finalists for the 2014 Dick Butkus Award, which goes to the nation's top high school linebacker...as a senior, recorded 76 tackles (58 solo) and 2 tackles for loss...had a fumble recovery and 1.0 sack for an eight-yard loss...played in the Under Armour All-American game...finished with 100 tackles, 5.0 sacks, 7 quarterback hurries, 4 forced fumbles and 1 interception as a junior in 2013... full name: Leo Lewis.



49

JAMES LOCKHART
LINEBACKER

HEIGHT: 6-2
WEIGHT: 263
COLLEGE: Baylor
BORN: Sept. 13, 1996

BIRTHPLACE: Ennis, TX
HOW ACQUIRED: UDFA '20
2020 Rookie Free Agent

PRO (0-0/0-0): Signed with the Pittsburgh Steelers as an undrafted free agent following the 2020 NFL Draft.

COLLEGE Two-year letterwinner at Baylor (2018-19)...two-year letterwinner at Texas A&M (2015-16)...played in 43 career games with 16 starts with the Bears (27-16) and Aggies (16-0)...2019 All-Big 12 honorable mention

JAMES LOCKHART

defensive lineman...started at defensive end in all 14 games in 2019...tallied 2 tackles (both solo), 1 TFL and 1.0 sack vs. Georgia in the Sugar Bowl...registered 3 tackles (2 solo) and 1.0 sack for 8 yards vs. Oklahoma in the Big 12 title game...tallied a career-best 5 tackles at TCU (11/9), including a half TFL...recorded 2 tackles, 1.0 sack and 1 TFL against Iowa State (9/28), also forced a fumble on the Cyclones' final drive to solidify the win...2019 and 2018 Big 12 All-Academic second-team honoree...transferred from Texas A&M and enrolled at Baylor in January 2017...redshirted the 2017 season and retained two years of eligibility...played in 16 games in his career at Texas A&M...graduated with a degree in health, kinesiology and leisure studies in May 2019...pursued a master's degree in sport pedagogy at Baylor.

PERSONAL Played at Ennis High School (Ennis, Texas)...registered nearly 30 sacks during his scholastic career, including 14 as senior when helping lead Ennis to state title...District MVP in 2014 and earned all-state mention as junior and senior...U.S. Army All-American...as senior, Lockhart made 142 tackles, including 19 tackles for loss and 5 forced fumbles...posted 14 QB sacks and 20 QB pressures...earned 16-5A Defensive MVP honors and Dallas Area Defensive POY honors (Dallas Morning News)...as junior, posted 122 tackles with 8.0 sacks and 3 forced fumbles...as sophomore, made 105 tackles with 7.0 sacks ...full name: James Lockhart.



CHRISTIAN MONTANO

GUARD

HEIGHT: 6-4

WEIGHT: 300

COLLEGE: Tulane

BORN: Sept. 26, 1996

BIRTHPLACE: Orange, CT

HOW ACQUIRED: UDFA '20

2020 Rookie Free Agent

PRO (0-0/0-0): Signed with the Pittsburgh Steelers as an undrafted free agent on April 30, 2020.

COLLEGE Graduate transfer started all 13 games at Tulane University in 2019...catalyst for an offensive attack that averaged more than 33 points and 455 yards of total offense a game...the Green Wave's rushing attack totaled a school-record 3,162 yards in 2019...three-year starter and second-team All-Ivy honoree at Brown University (2014-18)...two-time semifinalist for the William V. Campbell Trophy (academic Heisman Trophy)...2019 Walter Camp's Connecticut Player of the Year, an award voted on by the Walter Camp Football Foundation and presented to the top college football player who is a resident and/or played

scholastically in the state of Connecticut...2019 semifinalist for Jason Witten College Man of the Year...graduated in 2018 from Brown University with a degree in economics.

PERSONAL Attended Hamden Hall Country Day School (Orange, Conn.)...achieved honor roll status in each of his eight semesters at Brown...received an award for independent science research at school about the effects of fertilizer runoff on local aquatic habitats...named to the National Football Foundation's Hampshire Honor Society in 2018 for having maintained a GPA of 3.2 or higher as a student athlete at Brown...donated bone marrow to save a man's life and has since met and formed a strong relationship with the man...full name: Christian Montano.

**SPENCER NIGH**

FULLBACK

HEIGHT: 6-0

WEIGHT: 267

COLLEGE: Auburn

BORN: Jan. 18, 1997

BIRTHPLACE: Houston, TX

HOW ACQUIRED: UDFA '20

2020 Rookie Free Agent

PRO (0-0/0-0): Signed with the Pittsburgh Steelers as an undrafted free agent on April 30, 2020.

COLLEGE Four-year letterwinner at Auburn (2016-19)...appeared in 40 games in his career, including all 26 in 2018 and '19, with 9 starts at fullback...three-time SEC Academic Honor Roll selection...graduated in December 2019 from Harbert College of Business.

PERSONAL Attended Magnolia High School (Houston, Texas)...District 19-5A MVP as both a junior and senior...first team all-Houston defensive squad...Houston Touchdown Club defensive player of the year finalist...Class 5A state champion as a senior in both shot put and discus...full name: Spencer Nigh.

**JAMES PIERRE**

CORNERBACK

HEIGHT: 6-2

WEIGHT: 185

COLLEGE: Florida Atlantic

BORN: Sept. 16, 1996

BIRTHPLACE: Deerfield Beach, FL

HOW ACQUIRED: UDFA '20

2020 Rookie Free Agent

PRO (0-0/0-0): Signed with the Pittsburgh Steelers as an undrafted free agent on April 28, 2020.

COLLEGE Three-year letterwinner and two-year starter at Florida Atlantic (2017-19)...appeared in 39 games in his career with 22 starts...recorded 120 career tackles, 8.5 tackles

for loss, 3 interceptions, 18 passes defended and 2 forced fumbles...named 2019 C-USA honorable mention.

PERSONAL Attended Deerfield Beach HS (Deerfield Beach, Fla.)...three-star rated and No. 48 safety in the Class of 2016 by 247Sports.com...full name: James Pierre.



CALVIN TAYLOR JR.

DEFENSIVE END

HEIGHT: 6-9

WEIGHT: 310

COLLEGE: Kentucky

BORN: Dec. 24, 1996

BIRTHPLACE: Orangeburg, SC

HOW ACQUIRED: UDFA '20

2020 Rookie Free Agent

PRO (0-0/0-0): Signed by the Pittsburgh Steelers as an undrafted free agent on April 28, 2020.

COLLEGE Saw action in 40 games with 22 consecutive starts for Kentucky...joined the team as an offensive lineman, but played defensive tackle for his first two seasons before moving to defensive end for his junior and senior seasons...finished his collegiate career with 85 tackles, 16.5 TFLs, 10.5 sacks, 5 pass breakups, 3 QB pressures, 3 forced fumbles and 1 fumble recovery...part of a senior class that won 32 games over the last four seasons, the most wins for UK in a four-year span since 1949-52, when Paul "Bear" Bryant coached the Wildcats...helped UK advance to four consecutive bowl appearances and back-to-back bowl wins for the first time since the 2007 Music City Bowl and 2009 Liberty Bowl...as a senior in 2019, registered 36 tackles, 9.5 TFLs (tied for second on the team), a team-high 8.5 sacks, 4 pass breakups, a team-high 3 forced fumbles and 2 QB pressures...named Third-Team All-SEC...his 8.5 sacks in 2019, rank seventh in single-season school

history...ranked 10th nationally and tied for first in the SEC in forced fumbles...saw action in all 13 games as a junior in 2018, starting the last nine...recorded 26 tackles (19 solo), 1.0 sack, 1 pass breakup and 1 fumble recovery...as a sophomore in 2017, saw action in 11 games, earning his first start in the Music City Bowl...recorded 22 tackles, 1 TFL and 1 QB hit...saw action in four games as a redshirt freshman in 2016...took a redshirt as a true freshman in 2015...graduated in May of 2019 with a degree in agricultural economics.

PERSONAL Three-year starter at Augusta (Ga.) Christian High School...played defensive end and left tackle on offense...named All-Central Savannah River Area team as a senior...as a senior, collected 46 tackles, 7 TFLs, 2.0 sacks and 1 fumble recovery...helped his team to a state championship his sophomore season...four-year letterman in basketball...won a state championship his junior year...named all-state and all-region in basketball...son of Deborah Nickens and Calvin Taylor Sr....full name: Calvin Taylor Jr.



CORLISS WAITMAN

PUNTER

HEIGHT: 6-2

WEIGHT: 210

COLLEGE: South Alabama

BORN: July 21, 1995

BIRTHPLACE: Milton, FL

HOW ACQUIRED: UDFA '20

2020 Rookie Free Agent

PRO (0-0/0-0): Signed by the Pittsburgh Steelers as an undrafted rookie free agent on April 28, 2020.

COLLEGE Finished his career at South Alabama with a punting average of 41.7 and landed 58 of his 158 punts inside the

20-yard line...as a senior in 2018, punted 67 times for 2,792 yards with a long of 58 and landed 15 punts inside the 20-yard line...as a junior, named an honorable mention on the inaugural All-American Punter team...was a First-Team All-Sun Belt Conference selection...named first-team all-league by Phil Steele Publications also...averaged a school-record 45.24 yards per punt, which ranked first in

CORLISS WAITMAN

the conference and was eighth in the country... stood second among league punters with 26 kicks inside the opponent's 20-yard line — the second-highest season total in program history — and led the SBC with 21 punts of 50 or more yards...his 2017 punting efforts helped South Alabama rank seventh nationally in net punting while leading the Sun Belt in the category...posted an average of 45 yards or higher in seven of 12 contests and had at least two punts inside the 20 nine different times... as a sophomore, saw action in all 13 contests...punted 17 times for an average of 36.5 yards, with four kicks ending up inside the opponent's 20-yard line...eight of those efforts ended up resulting in fair catches...averaged 51.9 yards on 10 kickoffs...as a redshirt sophomore, saw action in each of the first three games, but suffered a season-ending knee injury making a tackle at San Diego State...punted four times for a 40.0 yard average and averaged a

team-best 62.1 yards on kickoffs...redshirted as a true freshman in 2014...majored in communications with a minor in marketing.

PERSONAL

Two-year letterman at Milton (Fla.) High School...three-star prospect according to ESPN.com, which had him ranked nationally among kickers...earned two stars from 247Sports.com, rated fifth in the country as a punter...first-team all-state and all-area selection as a senior after punting 43 times for an average of 44 yards per kick...connected on 8-of-10 field-goal attempts and was 15-of-16 on extra-point tries, while 80 percent of his kickoffs resulted in touchbacks... also lettered in basketball, soccer and track...son of Jose Waitman and Aldofine Chaar...father lettered in basketball at South Alabama from 1983-86...full name: Corliss Leendert Waitman.



CAVAN WALKER
DEFENSIVE TACKLE

HEIGHT: 6-2	BIRTHPLACE: Washington, DC
WEIGHT: 278	HOW ACQUIRED: FA '20
COLLEGE: Maryland	2020 Rookie Free Agent
BORN: July 4, 1994	

PRO (0-0/0-0): Signed with the Pittsburgh Steelers as a free agent on April 13, 2020... played for the XFL's New York Guardians in the spring of 2020...Released by Kansas City August 31, 2019...signed by Kansas City on August 31, 2019...released by Chicago September 1, 2019... originally entered the NFL as an undrafted free agent with the Chicago Bears in 2018.

tackles for loss (8.5) and sacks (3.5)...appeared in 10 games, totaling 7 tackles and a pass breakup as a redshirt sophomore in 2015...redshirted in 2014 due to injury after playing two games...appeared in all 13 games his freshman year in 2013.

COLLEGE

Appeared in all 12 games as a senior in 2017, making 11 starts on the defensive line...finished 2017 season as the team leader in total appearances (51)...posted a season-best 38 tackles and also had 6 tackles for loss...appeared in 13 games, making three starts his junior year ...totaled career-highs in tackles (30),

PERSONAL

Played defensive line at Friendship Collegiate Academy HS (Washington, D.C.)...tabbed a three-star recruit by Rivals, ESPN.com, Scout.com and 247Sports.com... awarded second team All-Met honors by *Washington Post* in 2012...helped lead Friendship Collegiate to the DCSAA title as a senior...father is Rodney Stewart and mother is Shirley Walker...has four siblings, Ashley, Alexis, Christopher and Antoinette...majoring in communication...full name: Cavan Walker.

2020 Steelers Roster

NO	NAME	POS	HT	WT	DOB	AGE	EXP	COLLEGE	Hometown	HOW ACQ
92	Adeniyi, Olasunkanmi	LB	6-1	248	09/12/97	22	3	Toledo	Houston, TX	UDFA '18
27	Allen, Marcus	S	6-2	215	08/07/96	23	1	Penn State	Silver Spring, MD	D5a '18
94	Alualu, Tyson	DE	6-3	304	05/12/87	33	11	California	Honolulu, HI	UFA '17
38D	Bandy, Trajan	DB	5-9	186	6/9/97	23	R	Miami (Fla.)	Miami, FL	UDFA-20
72	Banner, Zach	OT	6-8	360	12/25/93	26	4	USC	Lakewood, WA	FA '18
16	Barrett, JT	QB	6-2	225	01/23/95	25	1	Ohio State	Wichita Falls, TX	FA '19
21	Battle, John	S	6-0	201	02/21/95	25	1	LSU	Hallandale, FL	FA-20
4	Berry, Jordan	P	6-5	195	03/18/91	29	6	Eastern Kentucky	Melbourne, Victoria, Australia	FA '15
80	Blacknall, Saeed	WR	6-2	208	03/17/96	24	1	Penn State	Long Branch, NJ	FA-20
24D	Borders, Breon	DB	6-0	189	07/22/95	24	2	Duke	Statesville, NC	FA-20
9	Boswell, Chris	K	6-2	185	03/16/91	29	6	Rice	Fort Worth, TX	FA '15
96	Buggs, Isaiah	DE	6-3	295	08/24/96	23	2	Alabama	Ruston, LA	D6b '19
55	Bush, Devin	LB	5-11	234	07/18/98	21	2	Michigan	Pembroke Pines, FL	D1 '19
25	Brooks Jr., Antoine	S	5-11	210	10/28/97	22	R	Maryland	Lanham, MD	D6 '20
17	Cain, Deon	WR	6-2	202	08/09/96	23	3	Clemson	Tampa, FL	FA '19
57	Canaday, Kameron	LS	6-4	245	08/20/92	27	4	Portland State	Eugene, OR	FA '17
11	Claypool, Chase	WR	6-4	238	07/08/98	21	R	Notre Dame	Abbotsford, British Columbia, Canada	D2 '20
30	Conner, James	RB	6-1	233	05/05/95	25	4	Pittsburgh	erie, PA	D3b '17
65	Coatney, Josiah	DE	6-4	325	1/4/96	24	R	Mississippi	Douglasville, GA	UDFA-20
68	Coyle, Anthony	T	6-4	298	09/19/96	23	1	Fordham	Staten Island, NY	FA-20
37	Dangerfield, Jordan	S	5-11	199	12/25/90	29	4	Towson	Elmont, NY	FA '15
82	Darboh, Amara	WR	6-2	215	02/01/94	26	3	Michigan	Freetown, Sierra Leone	FA '19
73	Davis, Carlos	DT	6-2	320	08/22/96	23	R	Nebraska	Blue Springs, MO	D7 '20
66	DeCastro, David	G	6-5	316	01/11/90	30	9	Stanford	Bellevue, WA	D1 '12
74	DiLauro, Christian	OT	6-6	300	11/11/94	25	1	Illinois	Unitown, OH	FA '19
69	Dotson, Kevin	OL	6-4	321	09/18/96	23	R	Louisiana	Plaquemine, LA	D4b '20
48	Dupree, Bud	LB	6-4	269	02/12/93	27	6	Kentucky	Macon, GA	D1 '15
85	Ebron, Eric	TE	6-4	253	04/10/93	27	7	North Carolina	Newark, NJ	UFA-20
34	Edmunds, Terrell	S	6-1	217	01/20/97	23	3	Virginia Tech	Danville, VA	D1 '18
33	Edmunds, Trey	RB	6-2	223	12/30/94	25	3	Maryland	Danville, VA	UDFA '18
71	Felber, Matt	OT	6-6	330	07/07/92	27	4	Bloomsburg (PA)	Strasburg, PA	FA '16
39	Fitzpatrick, Minkah	S	6'1	207	11/17/96	23	3	Alabama	Old Bridge, N.J.	TR '19 (MIA)
81	Gench, Zach	TE	6-8	265	09/10/96	23	2	Michigan	Albuquerque, NM	D5 '19
54	Gilbert III, Ulysees	LB	6-0	230	08/09/97	22	2	Akron	Ocala, FL	D6c '19
77	Gray, Derwin	OT	6-4	320	05/10/95	25	1	Maryland	Washington, DC	D7 '19
23	Haden, Joe	CB	5-11	195	04/14/89	31	11	Florida	Fort Washington, MD	FA '17
60	Hassenaauer, J.C.	C	6-2	295	09/01/94	25	1	Alabama	Woodbury, MN	FA '19
15	Henderson, Quadee	WR	5-8	192	09/12/96	23	2	Pittsburgh	Wilmington, DE	FA '19
40D	Hendrix, Dewayne	DE	6-4	270	06/13/95	25	1	Pittsburgh	O'Fallon, IL	UFA-20
97	Heyward, Cameron	DT	6-5	295	05/06/89	31	10	Ohio State	Pittsburgh, PA	D1 '11
56	Highsmith, Alex	LB	6-4	242	08/07/97	22	R	Charlotte	Wilmington, NC	D3 '20
28	Hilton, Mike	CB	5-9	184	03/09/94	26	4	Mississippi	Fayetteville, GA	FA '16
6	Hodges, Devin	QB	6-1	210	04/12/96	24	2	Samford	Kimberly, AL	UDFA '19
45	Houston, John	LB	6-3	220	06/25/97	22	R	USC	Carson, CA	UDFA-20
83	Johnson, Anthony	WR	6-2	220	01/29/95	25	1	Buffalo	Rock Hill, SC	FA-20
18	Johnson, Dontae	WR	5-10	183	07/05/96	23	2	Toldeo	Ruskin, FL	D3a '19
79	Jones, Jarron	T	6-6	320	03/11/94	26	1	Notre Dame	Rochester, NY	FA-20
64	Keeno, John	C	6-3	300	02/26/97	23	1	Western Michigan	Grand Rapids, MI	FA-20
29D	Kinnel, Tyree	S	5-11	210	01/31/97	23	1	Michigan	Huber Heights, OH	UFA-20
46	Kuntz, Christian	LB	6-1	227	04/13/94	26	1	Duquesne	Pittsburgh, PA	UFA '19
31	Layne, Justin	CB	6-2	192	01/12/98	22	2	Michigan State	Cleveland, OH	D3b '19
42D	Lewis, Leo	LB	6-2	245	10/25/96	23	R	Mississippi State	Brookhaven, MS	UDFA-20
5	Lynch, Paxton	QB	6-7	244	02/19/94	26	3	Memphis	San Antonio, TX	FA '19
49D	Lockhart, James	LB	6-2	263	09/13/96	23	R	Baylor	Erwin, TX	UDFA-20
93	McCullers, Daniel	DT	6-7	352	08/11/92	27	R	Tennessee	Raleigh, NC	D6b '14
89	McDonald, Vance	TE	6-4	267	06/13/90	30	8	Rice	Winnie, TX	TR '17 (SF)
26	McFarland Jr., Anthony	RB	5-8	193	03/04/98	22	R	Maryland	Hyatsville, MD	D4a '20
99	Mondeaux, Henry	DE	6-4	280	09/19/95	24	1	Oregon	Portland, OR	FA '19
62	Montano, Christian	OG	6-4	300	09/26/96	23	R	Tulane	Orange, CT	UDFA-20
35	Myres, Alexander	CB	5-11	192	04/20/96	24	1	University of Houston	Houston, TX	UDFA '19
22	Nelson, Steven	CB	5-11	194	01/22/93	27	6	Oregon State	Warner Robins, GA	UFA '19
42	Nigh, Spencer	FB	6-0	267	1/18/97	23	R	Auburn	Houston, TX	UDFA-20
76	Okorafor, Chukwuma	OL	6-6	320	08/08/97	21	3	Western Michigan	Southfield, MI	D3b '18
26D	Pierre, James	CB	6-2	185	9/16/96	23	R	Florida Atlantic	Deerfield Beach, FL	UDFA-20
53	Pouney, Maurice	C	6-4	304	07/24/89	30	11	Florida	Lakeland, FL	D1 '10
87	Rader, Kevin	TE	6-4	250	04/26/95	25	1	Youngstown State	Pittsburgh, PA	FA '19
7	Roethlisberger, Ben	QB	6-5	240	03/02/82	38	17	Miami (OH)	Findlay, OH	D1 '04
2	Rudolph, Mason	QB	6-5	235	07/17/95	24	2	Oklahoma State	Rock Hill, SC	D3a '18
38	Samuels, Jaylen	RB	6-0	225	07/29/96	23	3	North Carolina State	Charlotte, NC	D5b '18
49	Sautell-Williamson, Christian	TE	6-9	274	07/05/93	26	1	Loughborough University	Waltham Forest, London	IPP '18
51	Skipper, Tuzar	LB	6-3	246	06/05/95	25	2	Toledo	Norwich, CT	UDFA '19
19	Smith-Schuster, Juju	WR	6-1	215	11/22/96	23	4	USC	Long Beach, CA	D2 '17
24	Snell Jr., Benny	RB	5-10	224	02/27/98	22	2	Kentucky	Columbus, OH	D4 '19
41	Spillane, Robert	LB	6-1	229	12/14/95	24	2	Western Michigan	Oak Park, IL	FA '19
33D	Springs, Arion	DB	5-10	208	09/19/95	24	1	Oregon	San Antonio, TX	FA-20
20	Sutton, Cameron	CB	5-11	188	02/27/95	25	4	Tennessee	Jonesboro, GA	D3a '17
10	Witzer, Ryan	WR	5-8	185	11/04/94	25	4	North Carolina	Charleston, WV	TR '18 (OAK)
67	Taylor, Calvin	DE	6-9	310	12/24/96	23	R	Kentucky	Orangeburg, SC	UDFA-20
91	Tuitt, Stephen	DE	6-6	303	05/23/93	27	7	Notre Dame	Miami, FL	D2 '14
78	Villanueva, Alejandro	OT	6-9	320	09/22/88	31	6	Army	Meridian, MS	FA '14
8	Waltman, Corliss	P	6-2	210	07/21/95	24	R	South Alabama	Milton, FL	UDFA-20
79D	Walker, Caven	DT	6-2	278	07/04/94	25	1	Maryland	Washington, DC	FA-20
13	Washington, James	WR	5-11	213	04/02/96	24	3	Oklahoma State	Stamford, TX	D2 '18
44	Watt, Derek	FB	6-2	234	11/07/92	27	5	Wisconsin	Pewaukee, WI	UFA-20
90	Watt, T.J.	LB	6-4	252	10/11/94	25	4	Wisconsin	Pewaukee, WI	D1 '17
29	Webb, Ralph	WR	5-10	200	11/21/94	25	1	Vanderbilt	Gainesville, FL	UDFA '18
40	Whyte Jr., Kerrith	RB	5-10	204	10/31/96	23	2	Florida Atlantic	West Palm Beach, FL	FA '19
98	Williams, Vince	LB	6-1	233	12/27/89	30	8	Florida State	Davenport, FL	D6b '13
61	Wisniewski, Stefan	OL	6-3	305	03/22/89	31	10	Penn State	Pittsburgh, PA	UFA-20
95	Wormley, Chris	DL	6-5	300	08/25/93	26	4	Michigan	Toledo	TR '20 (BAL)

*Roster as of June 16, 2020



PITTSBURGH STEELERS

2019 Final Regular-Season Statistics (Won 8, Lost 8)

SCHEDULE

Date	W-L	Score	Opponent	Attendance
9/8	L	33-3	at New England	65,878
9/15	L	28-26	Seattle	65,063
9/22	L	24-20	at San Francisco	69,439
9/30	W	27-3	Cincinnati	57,959
10/6	L	26-23	Baltimore	64,037
10/13	W	24-17	at L.A. Chargers	25,425
10/28	W	27-14	Miami	59,244
11/3	W	26-24	Indianapolis	61,115
11/10	W	17-12	L.A. Rams	63,627
11/14	L	21-7	at Cleveland	67,431
11/24	W	16-10	at Cincinnati	47,423
12/1	W	20-13	Cleveland	62,157
12/08	W	23-17	at Arizona	63,880
12/15	L	17-10	Buffalo	64,694
12/22	L	16-10	at N.Y. Jets	78,523
12/29	L	28-10	at Baltimore	70,695

TEAM STATISTICS

	Pittsburgh	Opponent
Total First Downs	265	304
Rushing	75	110
Passing	147	164
Penalty	43	30
3rd Down: Made/Att	67/195	76/209
3rd Down Pct.	34.4%	36.4%
4th Down: Made/Att	2/15	10/21
4th Down Pct.	13.3%	47.6%
Possession Avg.	28:42	31:18
Total Net Yards	4428	4866
Avg. Per Game	276.8	304.1
Total Plays	937	1030
Avg. Per Play	4.7	4.7
Net Yards Rushing	1447	1753
Avg. Per Game	90.4	109.6
Total Rushes	395	462
Net Yards Passing	2981	3113
Avg. Per Game	186.3	194.6
Sacked/Yards Lost	32/233	54/342
Gross Yards	3214	3455
Attempts/Completions	510/315	514/314
Completion Pct.	61.8%	61.1%
Had Intercepted	19	20
Punts/Average	74/45.5	73/46.1
Net Punting Avg.	40.9	40.0
Penalties/Yards	111/893	115/1118
Fumbles/Ball Lost	30/11	33/18
Touchdowns	29	32
Rushing	7	7
Passing	18	23
Returns	4	2

SCORE BY PERIOD

	Q1	Q2	Q3	Q4	OT	Pts
Steelers	47	96	89	57	0	289
Opponents	67	94	49	90	3	303

PASSING

	Att	Cmp	Yds	Cmp%	TD	Int	Long	Sack/Lost	Rating
Rudolph	283	176	1765	62.2%	13	9	76t	15/124	82.0
Hodges	160	100	1063	62.5%	5	8	79t	15/102	71.4
Roethlisberger	62	35	351	56.5%	0	1	45	2/7	66.0
Samuels	5	4	35	80.0%	0	1	21	0/0	56.3
Steelers	510	315	3214	61.8%	18	19	79t	32/233	76.1
Opponents	514	314	3455	61.1%	23	20	58t	54/342	79.2

SCORING

	TD	Ru	Pa	Rt	PAT	FG	2Pt	Pts
Boswell	0	0	0	0	28/28	29/31	0	115
Conner	7	4	3	0	0/0	0/0	0	42
Johnson	6	0	5	1	0/0	0/0	0	36
Washington	3	0	3	0	0/0	0/0	0	18
Smith-Schuster	3	0	3	0	0/0	0/0	0	18
McDonald	3	0	3	0	0/0	0/0	0	18
Samuels	2	1	1	0	0/0	0/0	0	12
Fitzpatrick	2	0	0	2	0/0	0/0	0	12
Snell Jr.	2	2	0	0	0/0	0/0	0	12
Bush	1	0	0	1	0/0	0/0	0	6
Steelers	29	7	18	4	28/28	29/31	0	289
Opponents	32	7	23	2	30/31	25/31	0	303

2-PT. Conversions: Steelers 0/1, Opponents 0/1
 Sacks: Watt 14.5, Dupree 11.5, Hayward 9.0,
 Hargrave 4.0, Tuitt 3.5, Barron 3.0, Williams 2.5,
 Hilton 1.5, Bush 1.0, Alualu 1.0, Sutton 1.0,
 Chickillo 0.5

Steelers: 53.0, Opponents: 32.0

RUSHING

	No.	Yds	Avg	Long	TD
Conner	116	464	4.0	25	4
Snell Jr.	108	426	3.9	23	2
Samuels	66	175	2.7	13	1
Whyte	24	122	5.1	21	0
Edmunds	22	92	4.2	45	0
Hodges	21	68	3.2	22	0
Rudolph	21	42	2.0	13	0
Johnson	4	41	10.3	17	0
Holton	1	9	9.0	9	0
Brooks-James	8	7	0.9	8	0
Roethlisberger	1	7	7.0	7	0
McDonald	1	2	2.0	2	0
Berry	2	-8	-4.0	0	0
Steelers	395	1447	3.7	45	7
Opponents	462	1753	3.8	38	7

RECEIVING

	No.	Yds	Avg	Long	TD
Johnson	59	680	11.5	45t	5
Samuels	47	305	6.5	27	1
Washington	44	735	16.7	79t	3
Smith-Schuster	42	552	13.1	76t	3
McDonald	38	273	7.2	22	3
Conner	34	251	7.4	26t	3
Vannett	13	128	9.8	18	0
Switzer	8	27	3.4	8	0
Edmunds	6	48	8.0	11	0
Cain	5	72	14.4	35	0
Jones	4	61	15.3	28	0
Moncrief	4	18	4.5	11	0
Snell Jr.	3	23	7.7	14	0
Holton	3	21	7.0	18	0
Nix	2	4	2.0	4	0
Whyte	1	9	9.0	9	0
Gentry	1	4	4.0	4	0
Grimble	1	3	3.0	3	0
Team	315	3214	10.2	79t	18
Opponents	314	3455	11.0	58t	23

INTERCEPTIONS

	No.	Yds	Avg	Long	TD
Fitzpatrick	5	130	26.0	96t	1
Haden	5	20	4.0	16	0
Watt	2	7	3.5	7	0
Bush	2	6	3.0	6	0
Nelson	1	33	33.0	33	0
Sutton	1	26	26.0	26	0
Kelly	1	10	10.0	10	0
Edmunds	1	2	2.0	2	0
Hilton	1	1	1.0	1	0
Barron	1	0	0.0	0	0
Team	20	235	11.8	96t	1
Opponents	19	228	12.0	49	0

PUNTING

	No.	Yds	Avg	Net	TB	In	Lg	B
Berry	74	3368	45.5	40.9	4	24	69	0
Team	74	3368	45.5	40.9	4	24	69	0
Opponents	73	3366	46.1	40.0	8	29	63	0

PUNT RETURNS

	Ret	FC	Yds	Avg	Long	TD
Johnson	20	7	248	12.4	85t	1
Switzer	8	11	29	3.6	13	0
Sutton	1	1	8	8.0	8	0
Team	29	19	285	9.8	85t	1
Opponents	29	24	265	9.1	29	0

KICKOFF RETURNS

	No.	Yds	Avg	Long	TD
Whyte	14	264	18.9	34	0
Switzer	9	166	18.4	26	0
Holton	3	55	18.3	21	0
Brooks-James	2	32	16.0	16	0
Snell Jr.	1	8	8.0	8	0
Team	29	525	18.1	34	0
Opponents	44	946	21.5	46	0

FIELD GOALS

	1-19	20-29	30-39	40-49	50+
Boswell	1/1	11/11	7/7	9/10	1/2
Steelers	1/1	11/11	7/7	9/10	1/2
Opponents	0/0	8/8	9/9	7/10	1/4
Boswell:	(19G)(41G,33G)(46G,26G)	(29G,49G)(41G,29G,33G)(20G)	(42G,54N,41G)(21G,51G,33G,26G)	(33G)(44N)(26G,47G,26G)(39G,29G)	(30G,37G,25G)(49G)(49G)(26G)
Opponent:	(25G,41G,35G,39G)(58N)	(24G)(28G)(27G,26G,48G,46G)(43N,38G)	(25G,43N)(56N,30G)(45N,50N)(27G)	(31G,34G)(30G)(36G)(54G,37G,42G)(45G,22G,42G,47G)	

2019 Final Regular-Season Defensive/Special Teams Statistics



CAMERON HEYWARD

9/22/19 at San Francisco

REGULAR SEASON

Player	Defense											Special Teams					
	U	A	Tot	Sacks/Yds.	TFL	QH	Int.	PD	FF	FR	U	A	Tot	FF	FR	BL	
Bush	72	37	109	1/9	9	2	2	4	1	4	-	-	-	-	-	-	
Terrell Edmunds	71	34	105	-/-	2	2	-	3	-	-	-	-	-	-	-	-	
Heyward	51	32	83	9/61	11	23	-	6	1	1	-	-	-	-	-	1	
Barron	58	24	82	3/21	4	4	1	3	-	1	-	-	-	-	-	-	
Dupree	49	19	68	11.5/57	16	17	-	3	4	2	-	-	-	-	-	-	
Haden	59	6	65	-/-	3	-	5	17	1	1	-	-	-	-	-	-	
Hilton	50	13	63	1.5/10	6	5	1	11	1	1	2	-	2	-	-	-	
Nelson	52	9	61	-/-	-	-	1	8	-	1	-	-	-	-	-	-	
Hargrave	35	25	60	4/20	7	6	-	-	-	1	-	-	-	-	-	-	
Fitzpatrick	36	21	57	-/-	1	1	5	9	1	2	-	-	-	-	-	-	
Watt	35	20	55	14.5/104	14	36	2	8	8	4	-	-	-	-	-	-	
Williams	27	27	54	2.5/18	4	9	-	1	-	-	1	-	1	-	1	-	
Alualu	21	20	41	1/8	4	3	-	2	1	-	-	-	-	-	-	-	
Tuitt	18	4	22	3.5/24	6	7	-	-	-	-	-	-	-	-	-	-	
Sutton	13	3	16	1/1	2	1	1	5	-	-	-	-	-	-	-	-	
Kelly	12	3	15	-/-	-	-	1	1	-	-	5	1	6	-	-	-	
Chickillo	5	6	11	0.5/2	-	1	-	-	-	-	4	4	8	-	-	-	
McCullers	3	5	8	-/-	-	-	-	1	-	-	-	-	-	-	-	-	
Burns	4	3	7	-/-	-	-	-	-	-	-	1	-	1	-	-	-	
Davis	5	0	5	-/-	-	-	-	-	-	-	-	-	-	-	-	-	
Buggs	2	1	3	-/-	-	-	-	-	-	-	-	-	-	-	-	-	
Matakevich	2	0	2	-/-	-	-	-	-	-	-	14	2	16	-	-	-	
Adeniyi	1	1	2	-/-	-	-	-	-	-	-	4	2	6	2	-	-	
Spillane	1	0	1	-/-	-	-	-	-	-	-	7	3	10	-	-	-	
Dangerfield	1	0	1	-/-	1	1	-	-	-	-	5	7	12	1	-	-	
Elliott	1	0	1	-/-	-	-	-	-	-	-	3	-	3	-	-	-	
Trey Edmunds	0	0	0	-/-	-	-	1	1	-	-	4	2	6	-	-	-	
Holton	0	0	0	-/-	-	-	-	-	-	-	4	4	8	-	1	-	
Snell Jr.	0	0	0	-/-	-	-	-	-	-	-	4	-	4	-	-	-	
Gilbert	0	0	0	-/-	-	-	-	-	-	-	3	2	5	-	-	-	
Layne	0	0	0	-/-	-	-	-	-	-	-	3	-	3	-	-	-	
Boswell	0	0	0	-/-	-	-	-	-	-	-	1	-	1	-	-	-	
Switzer	0	0	0	-/-	-	-	-	-	-	-	-	-	-	-	1	-	
TOTALS	684	313	997	53/335	90	118	20	83	19	17	65	27	92	3	3	1	
OPPONENTS	595	285	880	32/233	76	77	19	59	21	11	52	18	70	1	0	0	

Steelers 2019 Attendance

ATTENDANCE AT HEINZ FIELD

The Steelers drew 497,896 fans to their eight home games during the 2019 season, averaging 62,237 per home game. Since Heinz Field opened in 2001, the Steelers have averaged at least 62,000 fans per game each season.

Pittsburgh had a season-high 65,063 fans in Week 2 versus Seattle.

The Steelers have sold out 375 straight regular-season games at home, dating back to Nov. 5, 1972 versus Cincinnati.

Below are the Steelers' all-time home attendance figures since 1970:

ALL-TIME ATTENDANCE AT HEINZ FIELD

Regular Season

Year	Games	Total Attendance	Avg.
1970	7	318,698	45,528
1971	7	323,812	46,259
1972	7	340,549	48,650
1973	8	377,351	47,169
1974	7	325,457	46,494
1975	7	341,205	48,744
1976	7	330,620	47,231
1977	7	337,156	48,165
1978	8	380,258	47,532
1979	8	391,931	48,991
1980	8	424,106	53,013
1981	8	420,964	52,621
1982	4	208,890	52,223
1983	8	462,587	57,823
1984	8	447,288	55,911
1985	8	436,069	54,509
1986	8	414,937	51,867
1987	7	353,402	50,586
1988	8	396,044	49,506
1989	8	383,494	47,937
1990	8	434,769	54,346
1991	8	406,935	50,867
1992	8	427,782	53,410
1993	8	440,927	55,116
1994	8	461,272	57,659
1995	8	455,913	56,989
1996	8	466,944	58,368
1997	8	462,532	57,817
1998	8	464,619	58,077
1999	8	416,618	52,077
2000	8	440,428	55,053
2001	8	499,191	62,399
2002	8	490,274	61,284
2003	8	477,584	59,698
2004	8	507,385	63,423
2005	8	507,434	63,429
2006	8	499,461	62,433
2007	8	496,675	62,084
2008	8	503,125	62,890
2009	8	507,882	63,458
2010	8	504,669	63,084
2011	8	504,279	63,035
2012	8	489,135	61,141
2013	8	458,489	57,311
2014	8	497,811	62,226
2015	8	517,854	64,731
2016	8	514,503	64,313
2017	8	499,768	62,471
2018	8	507,651	63,456
2019	8	497,896	62,237

- Played four home games due to players' strike.
- Played seven home games due to players' strike.
- Inaugural season at Heinz Field.
- Team Record

BREAKDOWN OF 2019 ATTENDANCE

The Steelers drew an average of 62,237 fans to each home game in 2019. It marked the 26th time in the last 27 seasons and the 20th consecutive season that the Steelers have averaged more than 55,000 fans at each home game.

The Steelers continued to be one of the most popular road teams in 2019. Pittsburgh drew 488,694 fans on the road, an average of 61,087 fans per game.

2019 REGULAR-SEASON ATTENDANCE NUMBERS

	Home	Road
1.	Seattle (65,063)	New England (65,878)
2.	Cincinnati (57,959)	San Francisco (69,439)
3.	Baltimore (64,037)	L.A. Chargers (25,425)
4.	Miami (59,244)	Cleveland (67,431)
5.	Indianapolis (61,115)	Cincinnati (47,423)
6.	L.A. Rams (63,627)	Arizona (63,880)
7.	Cleveland (62,157)	N.Y. Jets (78,523)
8.	Buffalo (64,694)	Baltimore (70,695)

TOP 10 HOME CROWDS IN STEELERS HISTORY

The Steelers set the single-game home attendance record (68,574) against the England Patriots in Week 15 of 2017.

The Steelers' overall attendance record at Three Rivers Stadium was 61,545 during the 1994 AFC Championship Game (Jan. 15, 1995) versus the San Diego Chargers. Pittsburgh's top regular-season attendance figure at Three Rivers was 60,808 on Dec. 18, 1994, versus the Cleveland Browns.

	Date	Opponent	Attendance
1.	Dec. 17, 2017	New England	68,574
2.	Nov. 13, 2016	Dallas	67,737
3.	Dec. 20, 2015	Denver	67,234
4.	Jan. 23, 2011	N.Y. Jets*	66,662
5.	Sept. 20, 2015	San Francisco	66,472
6.	Oct. 9, 2016	N.Y. Jets	66,385
7.	Dec. 25, 2016	Baltimore	66,276
8.	Oct. 8, 2017	Jacksonville	66,237
9.	Oct. 23, 2016	New England	66,009
10.	Dec. 16, 2018	New England	65,280

* Playoff Game

GAME 1  **New England 33**  **Pittsburgh 3**
SEPTEMBER 8, 2019 Gillette Stadium (65,878)


FOXBOROUGH, Mass. – The Steelers lost to the defending Super Bowl champion Patriots, 33-3, on Sunday Night Football to open the 2019 season.

GAME SUMMARY

	1	2	3	4	F
STEELERS (0-1)	0	0	3	0	3
Patriots (1-0)	7	13	10	3	33

TEAM	Q	TIME	PLAY	DRIVE	SCORE
NE	1	4:46	J.Gordon 20 yd. pass from T.Brady (S.Gostkowski kick)	7-82, 3:08	0-7
NE	2	11:52	S.Gostkowski 25 yd. Field Goal	12-55, 5:24	0-10
NE	2	3:49	P.Dorsett 25 yd. pass from T.Brady (S.Gostkowski kick)	6-80, 3:09	0-17
NE	2	0:17	S.Gostkowski 41 yd. Field Goal	8-30, 1:40	0-20
PIT	3	10:17	C.Boswell 19 yd. Field Goal	11-74, 4:43	3-20
NE	3	8:05	P.Dorsett 58 yd. pass from T.Brady (S.Gostkowski kick)	4-75, 2:12	3-27
NE	3	0:13	S.Gostkowski 35 yd. Field Goal	9-73, 5:07	3-30
NE	4	6:38	S.Gostkowski 39 yd. Field Goal	13-34, 5:48	3-33

TEAM STATISTICS

	Steelers	Patriots
First Downs	15	24
3rd Downs	3-12 (25%)	7-14 (50%)
4th Downs	1-3 (33%)	0-0 (0%)
Total Net Yards	308	465
Plays-Avg.	61-5.0	67-6.9
Net Rushing Yards	32	99
Rush Att.-Avg.	13-2.5	29-3.4
Net Passing	276	366
Att.-Comp.-Int.	47-27-1	37-25-0
Sacks By	1-7	1-0
Punts-Avg.	5-45.6	3-41.0
Penalties	6-54	7-55
Fumbles-Lost	2-0	0-0
Time of Poss.	27:27	32:33

INDIVIDUAL STATISTICS

RUSHING	PIT – Conner 10-21; Roethlisberger 1-7; Samuels 2-4. NE – Burkhead 8-44; White 4-26; Michel 15-14; Edelman 1-8; Bolden 1-7.
PASSING	PIT – Roethlisberger 47-27-1, 276. NE – Brady 36-24-0, 341, 3 TD.
RECEIVING	PIT – Smith-Schuster 6-78; Switzer 6-29; Conner 4-44; Johnson 3-25; Moncrief 3-7; Washington 2-51; McDonald 2-40; Samuels 1-2. NE – Edelman 6-83; White 5-56; Burkhead 4-41; Dorsett 4-95, 2 TD; Gordon 3-73, TD; Meyers 1-22; Izzo 1-3.

Quarterback **Ben Roethlisberger** completed 27 of 47 for 276 yards. Wide receiver **JuJu Smith-Schuster** caught 6 passes for 78 yards and fellow wideout **James Washington** hauled in a couple passes for 51 yards, including a 45-yard grab.

Rookie linebacker **Devin Bush** registered 11 tackles in his NFL debut. Defensive tackle **Cameron Heyward** added 8 tackles, while linebacker **Bud Dupree** had 4 tackles, 2 for loss, 1 quarterback hit and 1.0 sack. Defensive end **Stephon Tuitt** had 2 tackles for loss and linebacker **T.J. Watt** added 3 quarterback hits and 1 tackle for loss.

GAME 2  **Seattle 28**  **Pittsburgh 26**
SEPTEMBER 15, 2019 Heinz Field (65,063)


PITTSBURGH – The Steelers fought back late but couldn't stop the Seahawks on their final drive, losing, 28-26 in the home opener at Heinz Field. The loss drops the Steelers to 0-2 on the season.

The Steelers got back in the game late when linebacker **Devin Bush** picked up the loose ball at Seattle's 14-yard line on an aborted play, and returned it to the 3-yard line, where he went out of bounce. Quarterback **Mason Rudolph** hit tight end **Vance McDonald** for a 3-yard TD, which cut the Seahawks' lead to 28-26 with 5:34 remaining in the fourth quarter.

Seattle took the ensuing possession and drove to the Pittsburgh 48-yard line. The Steelers forced the Seahawks into third-and-16, but Russell Wilson scrambled 15 yards. After the two-minute warning, Chris Carson gained two yards on fourth-and-one and Seattle ran out the clock.

Rudolph completed 12 of 19 passes for 112 yards and 2 TDs. McDonald caught 7 passes for 38 yards and 2 TDs. **Juju Smith-Schuster** had 5 receptions for 84 yards, including a 45-yard grab.

Ben Roethlisberger completed 8 of 15 for 75 yards before leaving the game with an injury.

Safety **Terrell Edmunds** registered a game-high 11 tackles. Defensive end **Stephon Tuitt** had 4 tackles, 3 quarterback hits, 2.5 sacks and 2 tackles for loss. Linebacker **T.J. Watt** had 6 tackles, 1 forced fumble, 1.0 sack and 1 tackle for loss.

Inside linebacker Mark Barron recovered a fumble created by Watt late in the first quarter and returned the ball 34 yards for a score, but an illegal block on the return negated the TD. Instead, the Steelers took over at the Seahawks' 22 and attained a first-and-goal at the Seattle 1 after defensive pass interference. Running back **James Conner** followed with a 1-yard TD run that gave the Steelers a 7-0 lead with 14:44 left in the second quarter.

Seattle tied the game at 7-7 on a 14-yard TD pass from Wilson to tight end Will Dissly. The Seahawks had kicked a field goal on fourth-and-3 from the Steelers' 28, but Steelers defensive tackle **Dan McCullers** was called for unnecessary roughness and that set Seattle up with a first down at the Steelers' 14.

Steelers' kicker **Chris Boswell** snapped a 7-7 tie with a 41-yard field goal with 2:28 remaining in the second quarter.

After the Seahawks grabbed a 14-10 lead with 9:49 left in the third quarter, the Steelers countered with a 33-yard field goal by Boswell that cut the Seattle advantage to 14-13. The big play on their 7-play, 60-yard drive was a 45-yard flea flicker, a pitch from Conner back to Rudolph, who then found Smith Schuster for a gain to the Seattle 16-yard line.

Seattle answered with a 37-yard burst for a TD by running back Rashaad Penny on third-and-2 with 3:04 left in the third quarter.

The Steelers' next possession ended on an 8-yard TD pass from Rudolph to McDonald that capped a 12-play, 75-yard march in 6:40. Rudolph's pass to Smith-Schuster for a 2-point conversion was intercepted and the Seahawks retained the lead at 21-19 with 11:16 left in regulation.

Seattle separated in the back-and-forth affair on a 28-yard TD pass from Wilson to wide receiver DK Metcalf with 7:15 left in the fourth quarter.

A successful challenge of a non-call for defensive pass interference on Terrell Edmunds turned an incompletion and an impending third-and-20 into a first-and-10 at the Steelers' 35-yard line. Wilson found Metcalf three snaps later.

GAME SUMMARY

	1	2	3	4	F
Seahawks (2-0)	0	7	14	7	28
STEELERS (0-2)	0	10	3	13	26

TEAM	Q	TIME	PLAY	DRIVE	SCORE
PIT	2	14:44	J.Conner 1 yd. run (C.Boswell kick)	3-22, 0:27	0-7
SEA	2	8:40	W.Dissly 14 yd. pass from R.Wilson (J.Myers kick)	12-75, 6:04	7-7
PIT	2	2:28	C.Boswell 41 yd. Field Goal	7-49, 3:26	7-10
SEA	3	9:49	W.Dissly 12 yd. pass from R.Wilson (J.Myers kick)	6-40, 2:46	14-10
PIT	3	6:21	C.Boswell 33 yd. Field Goal	7-60, 3:28	14-13
SEA	3	2:56	R.Penny 37 yd. run (J.Myers kick)	7-75, 3:25	21-13
PIT	4	11:16	V.McDonald 8 yd. pass from M.Rudolph (pass failed)	12-75, 6:40	21-19
SEA	4	7:15	DK.Metcalf 28 yd. pass from R.Wilson (J.Myers kick)	6-75, 4:01	28-19
PIT	4	5:34	V.McDonald 3 yd. pass from M.Rudolph (C.Boswell kick)	1-3, 0:03	28-26

TEAM STATISTICS

	Seahawks	Steelers
First Downs	25	17
3rd Downs	5-13 (38%)	3-11 (27%)
4th Downs	1-1 (0%)	0-0 (0%)
Total Net Yards	425	261
Plays-Avg.	72.5-9	51-5.1
Net Rushing Yards	151	81
Rush Att.-Avg.	33-4.6	16-5.1
Net Passing	274	180
Att.-Comp.-Int.	35-29-0	34-20-1
Sacks By	1-7	4-26
Punts-Avg.	4-51.3	5-44.8
Penalties	10-93	5-78
Fumbles-Lost	2-2	1-0
Time of Poss.	35:46	24:14

INDIVIDUAL STATISTICS

RUSHING	SEA – Penny 10-62-1; Carson 15-60; Wilson 6-22; Proise 2-7. PIT – Conner 11-33; Snell Jr. 1-23; Samuels 3-18; Rudolph 1-7.
PASSING	SEA – Wilson 35-29-0, 300, 3 TD. PIT – Rudolph 19-12-1, 112; Roethlisberger 15-8-0, 75.
RECEIVING	SEA – Lockett 10-79; Dissly 5-50-2; Metcalf 3-61-1; Turner 3-54; Carson 3-27; Proise 3-13; Vannett 1-13; Penny 1-3. PIT – McDonald 7-38-2; Smith-Schuster 5-84; Conner 3-12; Washington 2-23; Johnson 1-17; Samuels 1-13; Switzer 1-0.

GAME 3  **San Francisco 24**  **Pittsburgh 20**
SEPTEMBER 22, 2019 *Levi's Stadium (69,439)*


SAN FRANCISCO – Despite five forced San Francisco turnovers, the Steelers lost to the 49ers, 24-20, on the road in Week 3. The defeat dropped Pittsburgh to 0-3 on the season.

Quarterback **Mason Rudolph** finished 14 for 27 for 174 yards, including 2 long TD passes in the second half, connecting on a 76-yarder to wide receiver **Juju Smith-Schuster** and a 39-yarder to wide receiver **Diontae Johnson** that gave the Steelers a 20-17 lead in the fourth quarter.

San Francisco answered the first strike with a 75-yard

TD drive capped by a 4-yard run by Jeff Wilson Jr. and appeared poised to do the same when they drove inside the 10 following the second score.

But on third down from the 7, a shotgun snap hit receiver **Richie James Jr.** as he went in motion and linebacker **T.J. Watt** recovered the fumble for Pittsburgh on San Francisco's third red-zone turnover of the game.

The Steelers then gave it right back when running **James Conner** was stripped by Arik Armstead and DeForest Buckner recovered at the 24. After a third-down holding penalty on Mark Barron extended the drive, Jimmy Garoppolo threw a 5-yard TD pass to Dante Pettis with 1:15 remaining.

Pittsburgh was unable to generate a first down on the ensuing drive with Rudolph taking a sack on third down and throwing an incompletion on fourth.

Smith-Schuster caught 3 passes for 81 yards, while Johnson hauled in 3 receptions for 52 yards.

Linebacker **Devin Bush** registered 11 tackles and recovered 2 fumbles. Defensive end **Stephon Tuitt** recorded 7 tackles with 1.0 sack and 1 tackle for loss. Safety **Minkah Fitzpatrick** had five tackles, 1 interception and 1 forced fumble. Linebacker **T.J. Watt** added 2 quarterback hits, 2 passes defended, 1 interception and 1 fumble recovery.

GAME SUMMARY

	1	2	3	4	F
STEELERS (0-3)	6	0	7	7	20
49ers (3-0)	0	3	14	7	24

TEAM	Q	TIME	PLAY	DRIVE	SCORE
PIT	1	11:47	C.Boswell 46 yd. Field Goal	4-5, 2:00	3-0
PIT	1	2:04	C.Boswell 26 yd. Field Goal	6-16, 2:40	6-0
SF	2	6:45	R.Gould 24 yd. Field Goal	9-43, 3:52	6-3
SF	3	9:17	J.Wilson 1 yd. run (R.Gould kick)	8-38, 4:02	6-10
PIT	3	5:42	J.Smith-Schuster 76 yd. pass from M.Rudolph (C.Boswell kick)	3-82, 1:31	13-10
SF	3	0:56	J.Wilson 4 yd. run (R.Gould kick)	10-75, 4:46	13-17
PIT	4	10:22	D.Johnson 39 yd. pass from M.Rudolph (C.Boswell kick)	2-81, 0:56	20-17
SF	4	1:15	D.Pettis 5 yd. pass from J.Garoppolo (R.Gould kick)	7-24, 4:14	20-24

TEAM STATISTICS

	Steelers	49ers
First Downs	11	26
3rd Downs	3-12 (25%)	6-11 (55%)
4th Downs	0-1 (0%)	0-0 (0%)
Total Net Yards	239	436
Plays-Avg.	51-4.7	73-6.0
Net Rushing Yards	79	168
Rush Att.-Avg.	22-3.6	40-4.2
Net Passing	160	268
Att.-Comp.-Int.	27-14-1	32-23-2
Sacks By	2-14	1-9
Punts-Avg.	6-52.3	3-55.0
Penalties	6-42	5-71
Fumbles-Lost	2-1	4-3
Time of Poss.	23:43	36:17

INDIVIDUAL STATISTICS

RUSHING	PIT – Conner 13-43; Rudolph 4-15; Holton 1-9; Snell Jr. 3-6; Johnson 1-6. SF – Mostert 12-79; Breida 14-68; Wilson 8-18, 2 TD; Garoppolo 6-3.
PASSING	PIT – Rudolph 27-14-1, 174, 2 TD. SF – Garoppolo 32-23-2, 277, 1 TD.
RECEIVING	PIT – Conner 4-14; Smith-Schuster 3-81, TD; Johnson 3-52, TD; Washington 2-14; McDonald 1-10; Grimble 1-3. SF – Kittle 6-57; Pettis 4-20, TD; Juszczyk 3-51; Samuel 3-44; Goodwin 2-41; James Jr. 2-22; Breida 2-20; Bourne 1-22.

GAME 4  **Pittsburgh 27**  **Cincinnati 3**
SEPTEMBER 30, 2019 *Heinz Field (57,959)*


PITTSBURGH – The Steelers earned their first victory of the season with a 27-3 rout of the Bengals on Monday Night Football at Heinz Field.

Quarterback **Mason Rudolph** threw for 229 yards and 2 TDs. Running back and occasional wildcat quarterback **Jaylen Samuels** accounted for 134 yards of total offense and a 2-yard TD run. Running back **James Conner** ran for 42 yards and caught 8 passes for 83 yards and a score. The defense held the Bengals scoreless over the final 51 minutes.

Samuels ran for 26 yards on 10 carries, caught 8 passes for 57 more and was credited with 3 completions for 31 yards. Conner had 14 touches for 125 yards in all, including a 21-yard sprint through the Cincinnati defense in the second quarter that gave the Steelers a lead they never came close to squandering while beating the Bengals for the ninth straight time.

Pittsburgh's defense sacked Cincinnati quarterback Andy Dalton eight times. The 8.0 sacks Dalton endured were a career-high for the nine-year veteran, who also threw an end zone interception in the fourth quarter and was strip-sacked by Steelers' linebacker **Bud Dupree** in the second quarter.

Wide receiver **Diontae Johnson** caught 6 passes for 77 yards, including a 43-yard TD grab.

Linebacker Mark Barron had a game-high 11 tackles, including 1 for loss, and 1 interception. Linebacker **Devin Bush** registered 9 tackles, 3 for loss, 1 pass defended and 1.0 sack. Defensive tackle **Cameron Heyward** recorded 6 tackles, 3 quarterback hits, 2.5 sacks, 1 tackle for loss and 1 forced fumble. Linebacker **T.J. Watt** added 3 quarterback hits, 2 tackles and 1.5 sacks.

GAME SUMMARY

	1	2	3	4	F
Bengals (0-4)	3	0	0	0	3
STEELERS (1-3)	0	10	14	3	27

TEAM	Q	TIME	PLAY	DRIVE	SCORE
CIN	1	8:22	R.Bullock 28 yd. Field Goal	4-5, 0:54	3-0
PIT	2	10:32	J.Conner 21 yd. pass from M.Rudolph (C.Boswell kick)	5-46, 2:40	3-7
PIT	2	0:58	C.Boswell 29 yd. Field Goal	11-60, 4:51	3-10
PIT	3	10:36	J.Samuels 2 yd. run (C.Boswell kick)	8-75, 4:24	3-17
PIT	3	9:24	D.Johnson 43 yd. pass from M.Rudolph (C.Boswell kick)	2-43, 0:11	3-24
PIT	4	5:51	C.Boswell 49 yd. Field Goal	9-49, 5:11	3-27

TEAM STATISTICS

	Bengals	Steelers
First Downs	16	20
3rd Downs	4-14 (29%)	3-9 (33%)
4th Downs	1-3 (33%)	0-1 (0%)
Total Net Yards	175	326
Plays-Avg.	64-2.7	56-5.8
Net Rushing Yards	73	66
Rush Att.-Avg.	19-3.8	25-2.6
Net Passing	102	260
Att.-Comp.-Int.	37-21-1	31-27-0
Sacks By	0-0	8-69
Punts-Avg.	5-41.0	2-49.5
Penalties	8-60	4-37
Fumbles-Lost	2-1	1-1
Time of Poss.	30:14	29:46

INDIVIDUAL STATISTICS

RUSHING	CIN – Mixon 15-62; Dalton 3-8; Bernard 1-3. PIT – Conner 10-42; Samuels 10-26; Snell Jr. 2-1; Rudolph 3(-3).
PASSING	CIN – Dalton 37-21-1, 171. PIT – Rudolph 28-24-0, 228, 2 TD.
RECEIVING	CIN – Tate 4-50; Bernard 4-16; Mixon 4-1; Ross III 3-36; Boyd 3-33; Eifert 2-27; Willis 1-8. PIT – Conner 8-83, TD; Samuels 8-57; Johnson 6-77, TD; Smith-Schuster 3-15; Johnson 3-52, TD; Vannett 2-28.

GAME 5  **Baltimore 26**  **Pittsburgh 23 (OT)**
OCTOBER 6, 2019 Heinz Field (64,037)


PITTSBURGH – The Steelers lost an overtime heart-breaker to the Ravens, 26-23, at Heinz Field. Pittsburgh dropped to 1-4 on the season.

The Steelers won the toss in overtime and deferred. The defense held, which gave the offense the ball. Quarterback **Devin Hodges** completed a pass to wide receiver **Juju Smith-Schuster**, who fumbled. The ball was recovered by Marlon Humphrey at the Pittsburgh 34-yard line. Justin Tucker slipped a 46-yard field goal through the uprights four plays later.

Hodges replaced quarterback **Mason Rudolph**, who suffered a concussion in the game. Hodges was 7 of 9 for 68 yards. Rudolph was 13 of 20 for 131 yards and 1 TD. Smith-Schuster caught 7 passes for 75 yards, including a 35-yard TD. Running back **James Conner** rushed for 55 yards and 1 TD on 14 carries.

Linebacker **Vince Williams** led the Steelers with 9 tackles, including 1.0 sack and 1 tackle for loss. Linebacker **T.J. Watt** registered 5 tackles, 3 for loss, and 1.0 sack. Defensive tackle **Cameron Heyward** recorded 4 tackles, 2 quarterback hits, 1.0 sack and 1 tackle for loss. Linebacker **Devin Bush** and cornerback **Mike Hilton** each had interceptions.

Kicker **Chris Boswell** put the Steelers back in the driver's seat when he hit a 33-yard field goal with 2:37 to play, going up, 23-20. The key play on the drive was when Hodges scrambled and broke free for a 21-yard gain, with a holding call tacked on to the end of it.

The Ravens sent the game into overtime with 10 seconds to play, 23-23, on a Tucker 48-yard field goal.

GAME SUMMARY

	1	2	3	4	OT	F
Ravens (3-2)	10	7	0	6	3	26
STEELERS (1-4)	7	6	7	3	0	23

TEAM	Q	TIME	PLAY	DRIVE	SCORE
BLT	1	7:21	J.Tucker 27 yd. Field Goal	10:50, 5:16	3-0
BLT	1	4:48	M.Ingram 4 yd. run (J.Tucker kick)	4:15, 2:21	10-0
PIT	1	2:41	J.Smith-Schuster 35 yd. pass from M.Rudolph (C.Boswell kick)	5:75, 2:07	10-7
BLT	2	11:21	M.Brown 11 yd. pass from L.Jackson (J.Tucker kick)	13:75, 6:20	17-7
PIT	2	4:39	C.Boswell 41 yd. Field Goal	4(-7), 2:03	17-10
PIT	2	0:00	C.Boswell 29 yd. Field Goal	3:14, 0:33	17-13
PIT	3	3:42	J.Conner 1 yd. run (C.Boswell kick)	10:87, 4:40	17-20
BLT	4	11:39	J.Tucker 26 yd. Field Goal	12:67, 7:03	20-20
PIT	4	2:37	C.Boswell 33 yd. Field Goal	6:30, 3:28	20-23
BLT	4	0:10	J.Tucker 48 yd. Field Goal	9:45, 2:27	23-23
BLT	5	5:26	J.Tucker 46 yd. Field Goal	4:6, 2:01	26-23

TEAM STATISTICS

	Ravens	Steelers
First Downs	16	20
3rd Downs	4-14 (29%)	3-9 (33%)
4th Downs	1-3 (33%)	0-1 (0%)
Total Net Yards	175	326
Plays-Avg.	64-2.7	56-5.8
Net Rushing Yards	73	66
Rush Att.-Avg.	19-3.8	25-2.6
Net Passing	102	260
Att.-Comp.-Int.	37-21-1	31-27-0
Sacks By	0-0	8-69
Punts-Avg.	5-41.0	2-49.5
Penalties	8-60	4-37
Fumbles-Lost	2-1	1-1
Time of Poss.	30:14	29:46

INDIVIDUAL STATISTICS

RUSHING	BAL – Jackson 14-70; Ingram 19-44, 1 TD; Edwards 5-17; Hill 2-7. PIT – Conner 14-55, 1 TD; Hodges 2-20; Samuels 3-2.
PASSING	BAL – Jackson 28-19-3, 1 TD. PIT – Rudolph 20-13-0, 1 TD; Hodges 9-7-0; Samuels 2-1-1.
RECEIVING	BAL – Snead 4-51; Andrews 5-45; Hurst 4-32; Brown 3-22, 1 TD; Edwards 1-6; Ingram 2-5. PIT – Smith-Schuster 7-75, 1 TD; Washington 3-52; McDonald 3-34; Johnson 5-27; Samuels 3-11.

GAME 6  **Pittsburgh 24**  **L.A. Chargers 17**
OCTOBER 13, 2019 *Dignity Health Sports Park (25,425)*


CARSON, Calif. – Rookie quarterback **Devlin Hodges** directed the Steelers to a 24-17 victory over the Los Angeles Chargers. Pittsburgh improved to 2-4 on the season.

Hodges, who was elevated into the starting spot after **Mason Rudolph** suffered a concussion against Baltimore, completed 15 of 20 passes for 132 yards with a TD. He benefited from a strong running game and a defense that scored the game's first touchdown and forced 3 turnovers.

Running back **James Conner** had his first game with both a rushing and receiving TD and accounted for 119 scrimmage yards (41 rushing, 78 receiving). **Benny Snell Jr.** ran for 75 yards on 17 carries.

Linebacker **Devin Bush** recovered a pair of turnovers, including returning a fumble for his first NFL TD. Bush scooped up a backward pass from Philip Rivers that Melvin

Gordon was unable to handle and went 9 yards to give the Steelers a 7-0 lead with 10:51 left in the first quarter.

The rookie forced his second turnover just four plays later when he intercepted a Rivers' pass that was deflected by defensive end **Tyson Alualu** at the line of scrimmage. That would lead to Conner's first TD, a 12-yard run with 4:39 remaining in the first quarter that gave the Steelers a 14-0 lead.

Conner put Pittsburgh up 21-0 with 6:34 remaining in the second quarter when he caught a short pass from Hodges and went 26 yards up the right sideline.

The Steelers lead 24-0 after three quarters but the Chargers rallied to get within 7, 24-17, on a Chase McLaughlin field goal and 2 TD passes from Philip Rivers to Hunter Henry.

After Henry's 11-yard TD catch made it 24-17, Los Angeles tried an onside kick with 1:28 remaining, but it was recovered by Steelers cornerback **Cameron Sutton**. The Chargers forced a three-and-out and got the ball at the 1 after a punt, but Rivers was picked off by Sutton to preserve the Steelers' win.

Linebacker **T.J. Watt** registered 4 quarterback hits, 3 tackles, 0.5 sack and 1 pass defended.

GAME SUMMARY

	1	2	3	4	F
STEELERS (2-4)	14	7	3	0	24
Chargers (2-4)	0	0	0	17	17

TEAM	Q	TIME	PLAY	DRIVE	SCORE
PIT	1	10:51	D.Bush 9 yd. fumble return (C.Boswell kick)		7-0
PIT	1	4:29	J.Conner 12 yd. run (C.Boswell kick)	7-40, 4:23	14-0
PIT	2	6:34	J.Conner 26 yd. pass from D.Hodges (C.Boswell kick)	14-86, 9:09	21-0
PIT	3	8:12	C.Boswell 20 yd. Field Goal	13-73, 6:48	24-0
LAC	4	14:00	C.McLaughlin 38 yd. Field Goal (11-71, 3:59)		24-3
LAC	4	7:13	H.Henry 5 yd. pass from PRivers (C.McLaughlin kick)	10-70, 3:23	24-10
LAC	4	1:29	H.Henry 11 yd. pass from PRivers (C.McLaughlin kick)	8-79, 2:24	24-17

TEAM STATISTICS

	Steelers	Chargers
First Downs	18	23
3rd Downs	8-13 (62%)	7-12 (58%)
4th Downs	0-0 (0%)	0-0 (0%)
Total Net Yards	256	348
Plays-Avg.	56-4.6	59-5.9
Net Rushing Yards	124	132
Rush Att.-Avg.	36-3.4	14-2.3
Net Passing	132	320
Att.-Comp.-Int.	20-15-1	44-26-2
Sacks By	1-4	0-0
Punts-Avg.	4-46.3	3-42.7
Penalties	6-45	8-74
Fumbles-Lost	1-0	1-1
Time of Poss.	34:05	25:55

INDIVIDUAL STATISTICS

RUSHING	PIT – Snell Jr. 17-75; Conner 16-41, 1 TD; Hodges 3-8. LAC – Gordon 8-18; Ekeler 5-14; Rivers 1-0.
PASSING	PIT – Hodges 20-15-1, 132, 1 TD. LAC – Rivers 44-26-2, 2 TD.
RECEIVING	PIT – Conner 7-78, 1 TD; Johnson 2-14; Snell Jr. 1-14; Moncrief 1-11; Smith-Schuster 1-7; McDonald 1-5; Vannett 1-5; Switzer 1(-)-2. LAC – Henry 8-100, 2 TD; Williams 5-72; Gordon 3-30; Ekeler 3-14; Moore 2-43; Allen 2-33; Green 1-15; Davis 1-13; Benjamin 1-0.

GAME 7  **Pittsburgh 27**  **Miami 14**

OCTOBER 28, 2019 *Heinz Field (59,244)*



PITTSBURGH – The Steelers came back from a 14-point deficit, scoring 27 unanswered points to defeat the Miami Dolphins, 27-14, on Monday Night Football. Pittsburgh improved to 3-4 with its second straight victory.

Quarterback **Mason Rudolph** threw for 251 yards and 2 TDs and running back **James Conner** added 145 yards and a TD on the ground.

Down 14-0, the Steelers got on the board with 2:45 left in the first half on a 42-yard field goal by kicker **Chris Boswell**.

The scoring drive covered 70 yards over 12 plays, including a Rudolph pass to wide receiver **Diontae Johnson** that went for 12 yards on third-and-11 from the Steelers' 5, and a 34-yard gain to **JuJu Smith-Schuster** on third-and-5 from the Steelers' 45.

A Dolphins' turnover gave the Steelers a chance to get closer prior to halftime, and the Steelers took full advantage.

Ryan Fitzpatrick's pass for tight end Nick O'Leary on second-and-6 from the Miami 44 with 1:22 left in the second quarter bounced off O'Leary and was intercepted

by safety **Minkah Fitzpatrick**. His 6-yard return set the Steelers up at the 50 with 1:13 left before the break.

Rudolph then found Johnson for a 45-yard score on third-and-20 from the Miami 45 that brought the Steelers to within 14-10 with 17 seconds remaining in the half. Johnson caught the ball 2 yards past the line of scrimmage and covered the last 43 yards on the ground.

After **Minkah Fitzpatrick's** second interception of the game, the Steelers drove the length of the field to take their first lead of the night, 17-14, with 3:16 left in the third. Rudolph connected with Smith-Schuster on a 26-yard TD pass that capped a 12-play, 97-yard march.

A successful replay challenge helped the Steelers achieve a two-score lead in the fourth quarter. The Dolphins were originally credited with a first down on a 1-yard run by quarterback Ryan Fitzpatrick on fourth-and-1 from the Steelers' 47-yard line. But head coach **Mike Tomlin's** challenge of the spot was upheld, Fitzpatrick was credited with a run for no gain and the Steelers took possession at the 47 with 18 seconds left in the third.

They took the ball and drove it 53 yards in five plays in 3:17 for a touchdown and a 24-14 lead. The capper was a 9-yard TD run by Conner.

Kicker **Chris Boswell** extended the lead to 27-14 when he hit a 41-yard field goal. The Steelers got the ball after **T.J. Watt's** strip-sack of Fitzpatrick in the fourth quarter.

Watt had 3 quarterback hits, 2 forced fumbles, 2.0 sacks and 1 fumble recovery. Smith-Schuster hauled in 5 passes for 103 yards. Johnson added 5 catches for 84 yards. Defensive tackle **Cameron Heyward** registered 6 tackles, 2 quarterback hits, 1.0 sack, 1 tackle for loss and 1 pass defended. Linebacker **Bud Dupree** added 5 tackles, 1.0 sack, 1 tackle for loss and 1 quarterback hit.

GAME SUMMARY

	1	2	3	4	F
Dolphins (0-7)	14	0	0	0	14
STEELERS (3-4)	0	10	7	10	27

TEAM	Q	TIME	PLAY	DRIVE	SCORE
MIA	1	10:55	A.Wilson 5 yd. pass from R.Fitzpatrick (J.Sanders kick)	4-26, 2:00	7-0
MIA	1	1:34	A.Hurns 12 yd. pass from R.Fitzpatrick (J.Sanders kick)	11-63, 6:00	14-0
PIT	2	2:45	C.Boswell 42 yd. Field Goal	12-70, 6:20	14-3
PIT	2	0:17	D.Johnson 45 yd. pass from M.Rudolph (C.Boswell kick)	6-50, 0:56	14-10
PIT	3	3:16	J.Smith-Schuster 26 yd. pass from M.Rudolph (C.Boswell kick)	12-97, 7:47	14-17
PIT	4	12:01	J.Conner 9 yd. run (C.Boswell kick)	5-53, 3:17	14-24
PIT	4	5:32	C.Boswell 41 yd. Field Goal	4(-1), 1:41	14-27

TEAM STATISTICS

	Dolphins	Steelers
First Downs	16	21
3rd Downs	3-8 (38%)	6-13 (46%)
4th Downs	0-2 (0%)	0-1 (0%)
Total Net Yards	230	394
Plays-Avg.	57-4.0	67-5.9
Net Rushing Yards	60	158
Rush Att.-Avg.	19.3-2	29.5-4
Net Passing	170	236
Att.-Comp.-Int.	34-21-2	36-20-1
Sacks By	2-15	4-20
Punts-Avg.	2-46.5	3-46.7
Penalties	5-45	9-70
Fumbles-Lost	3-2	1-0
Time of Poss.	24:42	35:18

INDIVIDUAL STATISTICS

RUSHING	MIA – Walton 11-35; Fitzpatrick 5-17; Ballage 3-8. PIT –Conner 23-145, 1 TD; Snell Jr. 5-13; Tr.Edmunds 1-0.
PASSING	MIA – Fitzpatrick 34-21-2, 190, 2 TD. PIT – Rudolph 36-20-1, 251, 2 TD.
RECEIVING	MIA – Parker 6-59; Williams 4-42; Grant 2-32; Walton 3-19; Hurns 1-12, TD; Ballage 1-11; Gesicki 2-10, Wilson 1-5, TD, Deiter 1-0. PIT – Smith-Schuster 5-103, 1 TD; Johnson 5-84, 1 TD; McDonald 3-19; Conner 3-5; Nix 2-4; Washington 1-21; Vannett 1-15.

GAME 8  **Pittsburgh 26**  **Indianapolis 24**
NOVEMBER 3, 2019 *Heinz Field (61,115)*


PITTSBURGH – The Steelers held on to defeat the Colts, 26-24, to improve their record to 4-4 at the midway point of the season.

Pittsburgh registered a third straight victory, one built on another electrifying play by safety **Minkah Fitzpatrick** — whose 96-yard interception return for a TD in the second quarter revived the Steelers — and a dash of luck when Indianapolis kicker Adam Vinatieri missed a go-ahead 43-yard field goal attempt with 1:14 remaining.

Quarterback **Mason Rudolph** threw for 191 yards with a TD. Running back **Trey Edmunds** ran for a career-high 73 yards and **Chris Boswell** kicked four field goals.

Jaylen Samuels caught a career-best 13 passes for 73 yards. His 13 receptions are the most by a Steelers running back in franchise history.

The Steelers tied it, 10-10, in spectacular fashion. Brian Hoyer's throw toward the end zone for tight end Jack Doyle was intercepted by Fitzpatrick and returned 96 yards for a touchdown. The 96-yard interception return for TD was the second-longest interception return in Steelers regular-season history.

The Steelers took their first lead on a 7-yard TD pass from Rudolph to tight end **Vance McDonald** that capped an 11-play, 54-yard drive. The march was aided by a 15-yard unnecessary roughness penalty after a short completion to Smith-Schuster that gave the Steelers a first down at the Indianapolis 19. Boswell's extra point gave the Steelers a 20-16 advantage with 5:25 left in the third quarter.

Indianapolis responded with a 7-play, 30-yard drive that was finished off by a TD pass from Hoyer to Chester Rogers on fourth-and-2 from the Steelers' 4. The Colts failed on an attempt for a two-point conversion but still led, 24-23, with 8:43 left in the fourth.

A 40-yard completion from Rudolph to wide receiver **James Washington** and a 24-yard penalty for pass interference positioned the Steelers for a first-and-goal from the Indianapolis 7-yard line with 7:30 left in the fourth quarter. Following two incompletions sandwiched around a 1-yard loss by Samuels, Boswell kicked a 26-yard field goal for a 26-24 Steelers' lead with 6:36 left in regulation.

The defense forced three turnovers and registered five sacks. Safety **Terrell Edmunds** registered a team-high 8 tackles. Fitzpatrick added 7 tackles. Linebacker **Devin Bush** recorded 7 tackles with 1 tackle for loss and 1 pass defended. Cornerback **Mike Hilton** registered 6 tackles, 1.0 sack, 1 tackle for loss and 1 quarterback hit. Linebacker **Bud Dupree** had 3 quarterback hits, 2.0 sacks, 2 tackles for loss, 1 forced fumble and 1 fumble recovery. Linebacker **T.J. Watt** also had 3 quarterback hits, 1.5 sacks and 1 tackle for loss.

GAME SUMMARY

	1	2	3	4	F
Colts (5-3)	3	13	2	6	24
STEELERS (4-4)	3	10	7	6	26

TEAM	Q	TIME	PLAY	DRIVE	SCORE
IND	1	7:09	A.Vinatieri 25 yd. Field Goal	8-28, 5:11	3-0
PIT	1	0:58	C.Boswell 21 yd. Field Goal	11-72, 6:11	3-3
IND	2	11:57	J.Doyle 11 yd. pass from B.Hoyer (A.Vinatieri kick)	8-63, 4:01	10-3
PIT	2	2:21	M.Fitzpatrick 96 yd. interception return (C.Boswell kick)		10-10
IND	2	0:42	Z.Pascal 14 yd. pass from B.Hoyer (kick blocked)	6-75, 1:39	16-10
PIT	2	0:00	C.Boswell 51 yd. Field Goal	6-47, 0:42	16-13
PIT	3	5:25	V.McDonald 7 yd. pass from M.Rudolph (C.Boswell kick)	11-54, 5:15	16-20
IND	3	1:05	A.Villanueva tackled in end zone by J.Houston for a Safety		18-20
PIT	4	14:57	C.Boswell 33 yd. Field Goal	4-2, 1:01	18-23
IND	4	8:43	C.Rogers 4 yd. pass from B.Hoyer (pass failed)	7-30, 3:12	24-23
PIT	4	6:36	C.Boswell 26 yd. Field Goal	6-67, 2:07	24-26

TEAM STATISTICS

	Colts	Steelers
First Downs	22	17
3rd Downs	4-12 (33%)	5-13 (38%)
4th Downs	2-3 (67%)	0-1 (0%)
Total Net Yards	328	273
Plays-Avg.	65-5.0	61-4.5
Net Rushing Yards	139	90
Rush Att.-Avg.	29-4.8	25-3.6
Net Passing	189	183
Att.-Comp.-Int.	31-21-1	35-26-1
Sacks By	1-8	5-38
Punts-Avg.	3-45.0	1-48.0
Penalties	7-89	5-70
Fumbles-Lost	4-2	2-1
Time of Poss.	30:32	29:28

INDIVIDUAL STATISTICS

RUSHING	IND – Mack 21-89; Campbell 3-27; Hines 1-7; Wilkins 1-6; Hoyer 1-6; Brissett 2-4. PIT – Tr.Edmunds 12-73; Samuels 8-10; Rudolph 2-5; Johnson 1-2; Brooks-James 1-0.
PASSING	IND – Hoyer 26-17-1, 168, 3 TD; Brissett 5-4-0, 59. PIT – Rudolph 35-26-1, 191, 1 TD.
RECEIVING	IND – Pascal 5-76, 1 TD; Campbell 5-53; Doyle 3-22, 1 TD; Rogers 3-22, 1 TD; Hines 1-21; Ebron 2-16; Alie-Cox 1-11; Wilkins 1-6. PIT – Samuels 13-73; Washington 4-69; McDonald 5-30, 1 TD; Smith-Schuster 3-16; Johnson 1-3.

GAME 9  **Pittsburgh 17**  **L.A. Rams 12**
NOVEMBER 10, 2019 Heinz Field (63,627)


PITTSBURGH – Minkah Fitzpatrick returned a fumble 43 yards for a TD in the second quarter and added a game-sealing pick in the final seconds to close out a 17-12 Steelers' victory over the Los Angeles Rams.

Pittsburgh improved its record to 5-4 with its fourth consecutive win.

Fitzpatrick pounced on a Jared Goff fumble and sprinted to the end zone to give the Steelers a 14-7 lead, his second TD in as many games following a tide-turning pick six against Indianapolis. His clinching interception after Goff pass intended for Robert Woods was swatted away by Haden gave Fitzpatrick 6 takeaways — 5 picks and 1 fumble recoveries — in seven games with the Steelers.

The Rams got the ball back with 2:46 to play and Jared Goff led them down the field. On third and 10 with 1:34 to play, defensive tackle **Cam Heyward** batted down Goff's pass, forcing the Rams to go for it on fourth down. Goff's pass in the end zone was broken up by **Terrell Edmunds**.

Quarterback **Mason Rudolph** finished 22 of 38 for 242 yards and 1 TD. He became the ninth quarterback since the 1970 merger to throw a TD pass in each of his first seven games.

Wide receiver **James Washington** caught 6 passes for 90 yards and wide receiver **Diontae Johnson** added 4 receptions for 64 yards.

Linebacker Mark Barron recorded a team-best 10 tackles. Cornerback **Joe Haden** registered 7 tackles, 5 passes defended, 1 interception and 1 forced fumble. Linebacker **T.J. Watt** had 5 tackles, 2.0 sacks, 2 quarterback hits, 1 tackle for loss and 1 forced fumble. Defensive tackle **Cameron Heyward** added 3 quarterback hits, 2 passes defended, 1.0 sack and 1 tackle for loss.

Kicker **Chris Boswell** gave the Steelers some breathing room with 2:46 to play when he hit a 33-yard field goal to extend their lead to 17-12.

Los Angeles pulled to within two at 14-12 when Aaron Donald and Clay Matthews tackled **Mason Rudolph** in the end zone for a safety with 12:40 left in the fourth quarter.

The Rams' offense didn't change the scoreboard until 11 seconds remained in the third, when kicker Greg Zuerlein's 30-yard field goal trimmed a seven-point Steelers' lead to four, 14-10.

The Steelers took their first lead of the game on their third defensive touchdown of the season.

Defensive tackle Javon Hargrave got to Goff and forced a fumble on third-and-7 from the Los Angeles 41-yard line. Goff's fumble forward was recovered by Fitzpatrick and returned 43 yards for a touchdown. Boswell's extra point gave the Steelers a 14-7 lead with 1:44 left in the second quarter.

Fitzpatrick became the first Steelers defensive player with touchdowns in back-to-back games since cornerback **Sam Washington** on Sept. 16 and Sept. 23, 1984.

The Rams took a 7-0 lead following a Steelers' turnover just 14 seconds into the game. Dante Fowler Jr. returned a fumble 26 yards for a touchdown.

The Steelers got even with 34 seconds left in the first quarter.

Rudolph capped a 9-play, 82-yard drive with a 3-yard TD pass to Washington over cornerback Troy Hill. Rudolph's second-and-goal connection to Washington and Boswell's extra point made it 7-7.

GAME SUMMARY

	1	2	3	4	F
Rams (5-4)	7	0	3	2	12
STEELERS (5-4)	7	7	0	3	17

TEAM	Q	TIME	PLAY	DRIVE	SCORE
LAR	1	14:46	D.Fowler 26 yd. fumble return (G.Zuerlein kick)	—	7-0
PIT	1	0:34	J.Washington 3 yd. pass from M.Rudolph (C.Boswell kick)	9-82, 4:14	7-7
PIT	2	1:44	M.Fitzpatrick 43 yd. fumble return (C.Boswell kick)	—	7-14
LAR	3	0:11	G.Zuerlein 30 yd. Field Goal	11-76, 5:32	10-14
LAR	4	12:40	M.Rudolph sacked in end zone by A.Donald, C.Matthews for a Safety	—	12-14
PIT	4	2:46	C.Boswell 33 yd. Field Goal	14-60, 8:00	12-17

TEAM STATISTICS

	Rams	Steelers
First Downs	16	15
3rd Downs	1-14	5-16
Total Net Yards	306	273
Off Plays	69	68
Avg Gain	4.4	4.0
Rushing Net	88	42
Passing Net	218	231
Penalties (Yds)	10 (95)	13 (107)
Turnovers	4	2
Punts (Avg)	8 (47.4)	9 (42.6)
TDs	1	2
FGs	1-2	1-1
TO Remain	0	1
Time of Poss.	28:20	31:40

INDIVIDUAL STATISTICS

RUSHING	LAR – Gurley 12-73; Brown 5-10; Henderson 4-4; Bortles 1-1; Goff 1-0.
	PIT – Samuels 14-29; Brooks-James 6-11; McDonald 1-2; Tr.Edmunds 4-1; Rudolph 2 (-1).
PASSING	LAR – Goff 41-22-2, 243.
	PIT – Rudolph 38-22-0, 242, 1 TD.
RECEIVING	LAR – Everett 8-68; Woods 7-95; Reynolds 3-49; Higbee 1-9.
	PIT – Washington 6-90, 1 TD; Johnson 4-64; Smith-Schuster 3-44; McDonald 3-11; Samuels 3-11; Tr.Edmunds 2-14; Vannett 1-8.

GAME 10  **Cleveland 21**  **Pittsburgh 7**
NOVEMBER 14, 2019 *FirstEnergy Stadium (67,431)*


CLEVELAND – The Steelers committed four turnovers and lost to their AFC North division rival Browns, 21-7, on Thursday Night Football. Pittsburgh's record dropped to 5-5.

The Steelers cut into a 14-point halftime deficit with a 5-play, 87-yard drive midway through the third quarter.

Quarterback **Mason Rudolph** finished the drive with a 3-yard check-down to running back **Jaylen Samuels** on second-and-goal. Kicker **Chris Boswell's** extra point brought the Steelers to within a TD, 14-7, with 5:39 left in the third quarter.

Cleveland went back up by 14 points, 21-7, when Baker Mayfield hit Stephen Carlson in the end zone for an 8-yard TD with 5:25 to play. The TD was set up when Joe Schobert intercepted Rudolph at the 24-yard line and returned it 20 yards to the 4-yard line.

Rudolph completed 23 of 44 passes for 221 yards and 1 TD. He also threw 4 interceptions.

Javon Hargrave led the Steelers with 9 tackles, including 2 for loss. Linebacker **Bud Dupree** registered 4 tackles and 2 for loss. Defensive end **Tyson Alualu** had 4 tackles and 2 for loss. Linebacker **T.J. Watt** registered 4 tackles, 2 quarterback hits, 1.0 sack, 1 tackle for loss and 1 pass defended.

GAME SUMMARY

	1	2	3	4	F
STEELERS (5-5)	0	0	7	0	7
Browns (4-6)	7	7	0	7	21

TEAM	Q	TIME	PLAY	DRIVE	SCORE
CLE	1	11:07	B.Mayfield 1 yd. run (A.Seibert kick)	5-65, 2:12	0-7
CLE	2	9:55	J.Landry 1 yd. pass from B.Mayfield (A.Seibert kick)	7-77, 4:03	0-14
PIT	3	5:39	J.Samuels 3 yd. pass from M.Rudolph (C.Boswell kick)	5-87, 2:32	7-14
CLE	4	5:25	S.Carlson 8 yd. pass from B.Mayfield (A.Seibert kick)	3-4, 0:57	7-21

TEAM STATISTICS

	Steelers	Browns
First Downs	16	15
3rd Downs	1-14	5-16
Total Net Yards	306	273
Off Plays	69	68
Avg Gain	4.4	4.0
Rushing Net	88	42
Passing Net	218	231
Penalties (Yds)	10 (95)	13 (107)
Turnovers	4	2
Punts (Avg)	8 (47.4)	9 (42.6)
TDs	1	2
FGs	1-2	1-1
TO Remain	0	1
Time of Poss.	28:20	31:40

INDIVIDUAL STATISTICS

RUSHING	PIT – Samuels 5-26; Rudolph 2-15; Tr.Edmunds 3-11; Conner 5-10; Brooks-James 1(-4). CLE – Chubb 27-92; Hunt 6-12; Mayfield 1-1, 1 TD; Gilbert 1(-1).
PASSING	PIT – Rudolph 44-23-4, 221, 1 TD. CLE – Mayfield 32-17-0, 193, 2 TD.
RECEIVING	PIT – Samuels 5-19, 1 TD; Washington 3-49; McDonald 3-33; Tr.Edmunds 3-27; Jones 2-24; Smith-Schuster 2-21; Johnson 2-17; Holton 1-18; Vannett 1-7; Conner 1-6. CLE – Hunt 6-46; Beckham 4-60; Landry 4-43, 1 TD; Hodge 1-41; Carlson 1-8, 1 TD; Teller 1(-5); Chubb 1-0.

GAME 11  **Pittsburgh 16**  **Cincinnati 10**
NOVEMBER 24, 2019 Paul Brown Stadium (47,423)


CINCINNATI – Quarterback **Devlin Hodges** came off the bench and threw a 79-yard TD pass to spark the depleted Steelers to a 16-10 victory over the Bengals. Pittsburgh improved to 6-5 on the season.

Hodges ran an offense missing multiple starters. Center **Maurkice Pouncey** served the first of his two-game suspension. Wide receivers **JuJu Smith-Schuster** and **Diontae Johnson** were each out with a concussion and running back **James Conner** had a shoulder injury.

Hodges went 5 of 11 for 118 yards in the second half, including the TD pass to wide receiver **James Washington** that gave the Steelers a 10-7 lead with 11:10 left in the third quarter.

Running back **Benny Snell Jr.** returned from a knee injury and ran for 98 yards.

The Steelers' defense helped them to their 10th straight win over the Bengals. Cincinnati managed just 86 yards rushing and 192 yards passing.

Linebacker **Devin Bush** stripped Tyler Boyd off the football at the Steelers 8-yard line in the fourth quarter, preserving the lead. Linebacker **Bud Dupree** sacked Ryan Finley and forced a fumble that he recovered with 2:38 left, closing it out.

Defensive tackle **Cameron Heyward** registered 6 tackles, 4 quarterback hits, 1.0 sack and 1 tackle for loss. Linebacker **T.J. Watt** had 1.0 sack, 1 tackle for loss, 1 quarterback hit, 1 pass defended and 1 forced fumble. Cornerback **Mike Hilton** added 3 passes defended.

Kicker **Chris Boswell** converted on field goals of 26, 47 and 26 yards.

GAME SUMMARY

	1	2	3	4	F
STEELERS (6-5)	0	3	7	6	16
Bengals (0-11)	0	7	3	0	10

TEAM	Q	TIME	PLAY	DRIVE	SCORE
PIT	2	3:21	C.Boswell 26 yd. Field Goal	9-40, 5:12	3-0
CIN	2	1:55	T.Boyd 15 yd. pass from R.Finley (R.Bullock kick)	3-69, 1:26	3-7
PIT	3	11:10	J.Washington 79 yd. pass from D.Hodges (C.Boswell kick)	3-83, 1:26	10-7
CIN	3	5:07	R.Bullock 27 yd. Field Goal	9-68, 6:03	10-10
PIT	4	11:59	C.Boswell 47 yd. Field Goal	6-42, 2:21	13-10
PIT	4	3:18	C.Boswell 26 yd. Field Goal	7-35, 1:53	16-10

TEAM STATISTICS

	Steelers	Bengals
First Downs	16	11
3rd Down	5-16	2-12
Total Net Yards	339	244
Off Plays	68	51
Avg Gain	5.0	4.8
Rushing Net	160	86
Passing Net	179	158
Penalties (Yds)	10 (76)	7 (79)
Turnovers	1	2
Punts (Avg)	7 (45.1)	9 (46.4)
TDs	1	1
FGs	3-3	1-1
TO Remain	2	0
Time of Poss.	34:40	25:20

INDIVIDUAL STATISTICS

RUSHING	PIT – Snell Jr. 21-98; Whyte Jr. 6-32; Tr.Edmunds 2-7; Samuels 2-6; Rudolph 4-5; Hodges 3-1. CIN – Mixon 18-79; Finley 2-8; Bernard 1-(-1).
PASSING	PIT – Rudolph 16-8-1, 85; Hodges 11-5-0, 118, 1 TD. CIN – Finley 26-12-0, 192, 1 TD.
RECEIVING	PIT – Washington 3-98, 1 TD; Johnson 3-29; Samuels 3-26; Cain 1-35; Jones 1-9; Snell Jr. 1-5; McDonald 1-1. CIN – Boyd 5-101, 1 TD; Bernard 3-31; Erickson 2-43; Tate 1-10; Eifert 1-7.

GAME 12  **Pittsburgh 20**  **Cleveland 13**

DECEMBER 1, 2019 *Heinz Field (62,157)*



PITTSBURGH – After falling behind early, the Steelers fought back and defeated the Browns, 20-13, at Heinz Field to improve their record to 7-5 on the season.

Rookie quarterback **Devlin Hodges**, in his second career start, threw for 212 yards with a TD, fellow rookie **Benny Snell Jr.** ran for 63 yards and a TD and wide receiver **James Washington** caught 4 passes for 111 yards and a TD as the Steelers kept Cleveland winless in Pittsburgh for a 16th consecutive year.

After the Browns took an early 10-0 lead, kicker **Chris Boswell** got the Steelers on the board with a 39-yard field goal with 2:56 left in the second quarter. The big play on their 10-play, 62-yard march was a 31-yard completion to wide receiver **James Washington** on third-and-9 from the Steelers' 18.

Pittsburgh tied the score, 10-10, just before halftime. Hodges finished off a 2-minute drive with a 30-yard TD pass to Washington, who made an acrobatic catch in the end zone despite a pass interference flag.

The Steelers took possession following a punt and 13-yard return by wide receiver **Diontae Johnson** to the

Pittsburgh's 31-yard line with 1:48 remaining in the second quarter. Hodges hit Washington for 6 yards, wide receiver **Deon Cain** for 5, threw incomplete and found wide receiver **Tevin Jones** for 28 prior to the 30-yard scoring strike to Washington. The TD drive covered 69 yards in 5 plays.

Cleveland sputtered the rest of the way against the Steelers' defense. Baker Mayfield completed 18 of 32 passes for 196 yards with a TD and an interception but struggled in the second half. Pittsburgh limited Mayfield to just 98 yards on 8 of 15 pass attempts after halftime.

Snell Jr.'s 1-yard TD run 10:36 left in the third quarter gave the Steelers their first lead, 17-10. His rumble capped a 7-play, 69-yard drive that opened the second half. Hodges beat a blitz when he found Washington for 44 yards to the Cleveland 15. A third-and-7 fade from the Browns' 12 into the end zone for Cain drew a pass interference flag and set the Steelers up at the Browns' 1.

Linebacker **Bud Dupree's** sack of Mayfield, which forced a fumble that defensive tackle **Cam Heyward** recovered, set the Steelers up at the Browns' 46-yard line. The Steelers drove as far as the Cleveland 3, but the drive stalled, and Boswell finished it with a 29-yard field goal that gave the Steelers a 20-10 advantage.

The Browns closed to within 20-13 on a 34-yard field goal by Austin Seibert with 7:30 left in the fourth quarter.

Cornerback **Joe Haden** picked off Mayfield with 1:06 remaining to secure the victory.

Dupree registered 6 tackles, 2 quarterback hits, 1.5 sacks, 1 pass defensed and 1 forced fumble. Defensive tackle Javon Hargrave recorded 6 tackles with 1 sack, 1 quarterback hit and 1 tackle for loss.

GAME SUMMARY

	1	2	3	4	F
Browns (5-7)	3	7	0	3	13
Steelers (7-5)	0	10	7	3	20

TEAM	Q	TIME	PLAY	DRIVE	SCORE
CLE	1	7:31	A.Seibert 31 yd. Field Goal	13:62, 7:29	3-0
CLE	2	7:40	K.Hunt 15 yd. pass from B.Mayfield (A.Seibert kick)	10:70, 5:42	10-0
PIT	2	2:56	C.Boswell 39 yd. Field Goal	10:62, 4:44	10-3
PIT	2	1:00	J.Washington 30 yd. pass from D.Hodges (C.Boswell kick)	5:69, 0:48	10-10
PIT	3	10:36	B.Snell Jr. 1 yd. run (C.Boswell kick)	7:69, 4:24	10-17
PIT	4	13:48	C.Boswell 29 yd. Field Goal	10:35, 6:01	10-20
CLE	4	7:30	A.Seibert 34 yd. Field Goal	7:61, 2:48	13-20

TEAM STATISTICS

	Browns	Steelers
First Downs	19	18
3rd Down	4-12	4-10
Total Net Yards	279	323
Off Plays	63	54
Avg Gain	4.4	6.0
Rushing Net	106	124
Passing Net	173	199
Penalties (Yds)	5 (34)	10 (65)
Turnovers	2	1
Punts (Avg)	4 (45.3)	4 (43.3)
TDs	1	2
FGs	2-2	2-2
TO Remain	0	2
Time of Poss.	32:06	27:54

INDIVIDUAL STATISTICS

RUSHING **CLE** – Chubb 16-58; Hunt 7-46; Mayfield 1-2.
PIT – Snell Jr. 16-63, 1 TD; Samuels 7-32; Johnson 1-17; Whyte 3-10; Hodges 5-2.

PASSING **CLE** – Mayfield 32-18-1, 196, 1 TD; Gilbert 2-0-0, 0.
PIT – Hodges 21-14-1, 212, 1 TD.

RECEIVING **CLE** – Landry 6-76; Hunt 5-19, 1 TD; Beckham 3-29; Carlson 2-28; Harris 1-23; Chubb 1-21.
PIT – Washington 4-11, 1 TD; McDonald 3-21; Samuels 2-22; Jones 1-28; Johnson 1-14; Vannett 1-7; Cain 1-5; Snell Jr. 1-4.

GAME 13  Pittsburgh 23  Arizona 17

DECEMBER 8, 2019 *State Farm Stadium (63,880)*



GLENDAL, Ariz. – Rookie wide receiver **Diontae Johnson** returned a punt 85 yards for a TD and the defense had three crucial interceptions in the second half as the Steelers beat Arizona, 23-17, for their seventh win in eight games.

Pittsburgh improved to 8-5 on the season.

Pittsburgh's defense came up big with the interceptions — 2 by cornerback **Joe Haden** and another by linebacker **T.J. Watt** — to end promising Arizona drives, including two that had ventured into Steelers territory.

Rookie quarterback **Devlin Hodges** made his third career start and completed 16 of 19 passes for 152 yards and a TD.

Hodges didn't need to make many tough throws but came through with a good one in the third quarter, hitting Johnson in the front corner of the end zone for a 2-yard TD that gave the Steelers a 20-10 lead.

Johnson caught 6 passes for 60 yards. His punt return for TD was Pittsburgh's first since Dec. 6, 2015, and lon-

gest punt return for a TD in franchise history. Johnson was the fourth player, second rookie, in franchise history with a punt return for a TD and TD reception in the same game.

Hodges also finished with 34 yards rushing.

Arizona's **Kyler Murray** completed 20 of 30 passes for 194 yards and 2 TDs, but his 3 interceptions were very costly.

They pulled within 20-17 on Murray's 24-yard TD pass to David Johnson with 6:44 left, taking advantage of a short field after Steelers punter **Jordan Berry** fumbled. The Cardinals had a chance to win on the final drive, but Murray's desperation fourth-down heave was intercepted by Haden.

Haden registered 4 tackles, 2 interceptions and 2 passes defended. Linebacker **Bud Dupree** recorded 5 tackles, 3 for loss, 1.0 sack and 1 quarterback hit.

The Steelers never trailed, pulling ahead 10-0 late in the first quarter after Johnson's 85-yard TD. He caught Andy Lee's 60-yard punt, used a few blocks and then cut across the field to his right, where he found lots of room to run.

From that point, he was escorted down the sideline by a handful of teammates, running into the end zone untouched.

The Cardinals capitalized after Pittsburgh's **Benny Snell Jr.** fumbled, ending the ensuing drive with a 30-yard field goal to pull within 10-3.

Murray hit Charles Clay for a 5-yard TD with 1:51 left in the second quarter to tie the game at 10.

Pittsburgh took a 13-10 halftime lead on kicker **Chris Boswell's** 37-yard field goal as time expired. Boswell made 3 field goals.

GAME SUMMARY

	1	2	3	4	F
STEELERS (8-5)	10	3	7	3	23
Cardinals (3-9-1)	0	10	0	7	17

TEAM	Q	TIME	PLAY	DRIVE	SCORE
PIT	1	4:20	C.Boswell 30 yd. Field Goal	13-66, 8:00	3-0
PIT	1	2:52	D.Johnson 85 yd. punt return (C.Boswell kick)		10-0
ARZ	2	11:15	Z.Gonzalez 30 yd. Field Goal	9-22, 4:23	10-3
ARZ	2	1:51	C.Clay 5 yd. pass from K.Murray (Z.Gonzalez kick)	12-85, 5:12	10-10
PIT	2	0:00	C.Boswell 37 yd. Field Goal	8-56, 1:51	13-10
PIT	3	2:00	D.Johnson 2 yd. pass from D.Hodges (C.Boswell kick)	10-73, 6:06	20-10
ARZ	4	6:44	D.Johnson 24 yd. pass from K.Murray (Z.Gonzalez kick)	3-32, 1:20	20-17
PIT	4	1:42	C.Boswell 25 yd. Field Goal	11-77, 5:02	23-17

TEAM STATISTICS

	Steelers	Cardinals
First Downs	20	17
3rd Down	4-11	4-11
Total Net Yards	275	236
Off Plays	57	57
Avg Gain	4.8	4.1
Rushing Net	140	71
Passing Net	135	165
Penalties (Yds)	4 (20)	7 (75)
Turnovers	2	3
Punts (Avg)	2 (48.0)	3 (55.0)
TDs	2	2
FGs	3-3	1-1
TO Remain	3	0
Time of Poss.	31:54	28:06

INDIVIDUAL STATISTICS

RUSHING	PIT – Snell Jr. 16-41; Whyte 5-41; Hodges 5-34; Samuels 7-16; Johnson 1-16; Berry 1(-8). ARZ – Drake 11-37; Johnson 3-19; Edmonds 1-9; Kirk 1-4; Murray 6-2.
PASSING	PIT – Hodges 19-16-0, 152, 1 TD. ARZ – Murray 30-20-3, 194, 2 TD.
RECEIVING	PIT – Johnson 6-60, 1 TD; Washington 4-33; Samuels 2-18; Cain 1-22; Whyte 1-9; Tr.Edmonds 1-9; McDonald 1-3. ARZ – Kirk 8-85; Drake 3-30; Fitzgerald 3-30; Johnson 2-34, 1 TD; Byrd 1-10; Cooper 1-5; Clay 1-5, 1 TD; Isabella 1-5.

GAME 14  **Buffalo 17**  **Pittsburgh 10**
DECEMBER 15, 2019 *Heinz Field (64,694)*


PITTSBURGH – The Steelers were unable to hold off the Bills and lost, 17-10, at Heinz Field. The defeat dropped Pittsburgh's record to 8-6 on the season.

The Steelers led, 10-7, entering the fourth quarter but Buffalo scored on two possessions in the fourth quarter and sealed the victory with consecutive interceptions on Pittsburgh's last two possessions.

Rookie quarterback **Devlin Hodges** completed 23 of 38 passes for 202 yards with 1 TD and 4 interceptions. Hodges had a chance to become the first undrafted rookie in the Super Bowl era to win his first four starts.

Running back **James Conner** played for the first time since missing five of the last six games with a shoulder injury. He finished with 42 yards rushing and caught a TD pass.

Wide receiver **James Washington** caught 5 passes for 83 yards and rookie wideout **Diontae Johnson** had 5 receptions for 62 yards.

Safety **Terrell Edmunds** registered a game-high 11 tackles. Defensive tackle **Cameron Heyward** recorded 8 tackles, 1 quarterback hit and 1 pass defended. Cornerback **Steven Nelson** had 6 tackles, 1 interception and 1 pass defended. Linebacker **Devin Bush** added 4 tackles,

including 2 for loss, while fellow linebacker **T.J. Watt** had 4 tackles, 2 for loss, 2 quarterback hits, 1 pass defended, 1 forced fumble and half a sack.

The Steelers had a couple of opportunities to take the lead late in the fourth quarter.

Hodges hit wide receiver **Diontae Johnson** for 10 yards. He then connected with tight end Nick Vannett for 7 yards. Faced with a key third down, with 3:10 to play in the game, Hodges and wide receiver **James Washington** hooked up for a huge 32-yard completion to the Bills' 26-yard line.

A false start, an incomplete pass and a sack gave the Steelers an unenviable third-and-20 at the 36-yard line. Vannett was able to get some of the yardage back following a 13-yard reception with 2:00 to play in the game, but Hodges was intercepted in the end zone on fourth-and-seven.

The defense held after the interception, which gave the offense one final chance, but another interception in the end zone gave the Bills the win.

After an interception and 49-yard return by Tre'Davious White that setup the Bills at the Steelers' 18-yard line with 1:24 left in the third quarter. Pittsburgh's defense bottled up Buffalo and the Bills ultimately settled for a 36-yard field goal and a 10-10 tie with 12:23 left in the fourth.

Buffalo broke a 10-10 tie on a 14-yard TD pass from quarterback Josh Allen to tight end Tyler Kroft with 7:55 left in the fourth quarter.

Pittsburgh scored on the first drive of the second half to take a 10-7 lead.

Hodges opened the series with a 31-yard pass to wide receiver **Diontae Johnson** and Conner broke off a 17-yard run, setting up his 11-yard TD reception two plays later. The 69-yard TD drive came after Pittsburgh totaled 64 yards in the first half.

GAME SUMMARY

	1	2	3	4	F
Bills (10-4)	0	7	0	10	17
Steelers (8-6)	0	3	7	0	10

TEAM	Q	TIME	PLAY	DRIVE	SCORE
BUF	2	14:22	J.Allen 1 yd. run (S.Hauschka kick)	9-40, 4:23	7-0
PIT	2	11:26	C.Boswell 49 yd. Field Goal	6-41, 2:56	7-3
PIT	3	11:18	J.Conner 11 yd. pass from D.Hodges (C.Boswell kick)	7-69, 3:42	7-10
BUF	4	12:23	S.Hauschka 36 yd. Field Goal	7-0, 4:01	10-10
BUF	4	7:55	T.Kroft 14 yd. pass from J.Allen (S.Hauschka kick)	6-70, 2:08	17-10

TEAM STATISTICS

	Bills	Steelers
First Downs	17	15
3rd Down	6-14	5-13
Total Net Yards	261	229
Off Plays	64	57
Avg Gain	4.1	4.0
Rushing Net	130	51
Passing Net	131	178
Penalties (Yds)	8 (70)	6 (30)
Turnovers	2	5
Punts (Avg)	6 (41.5)	5 (43.0)
TDs	2	1
FGs	1-1	1-1
TO Remain	1	0
Time of Poss.	32:20	27:40

INDIVIDUAL STATISTICS

RUSHING **BUF** – Singletary 21-87; Allen 7-28, 1 TD; Gore 10-15.
PIT – Conner 8-42; Whyte 2-5; Hodges 1-4; Snell Jr. 2-1; Samuels 2(-1).

PASSING **BUF** – Allen 25-13-1, 139, 1 TD.
PIT – Hodges 38-23-4, 202, 1 TD.

RECEIVING **BUF** – Brown 7-99; Singletary 2-2; Kroft 1-14; Knox 1-11; Roberts 1-7; Beasley 1-6.
PIT – Washington 5-83; Johnson 5-62; Vannett 5-40; Conner 4-9, 1 TD; Holton 2(-1); Samuels 1-5; Gentry 1-4.

GAME 15  **N.Y. Jets 16**  **Pittsburgh 10**

DECEMBER 22, 2019 *MetLife Stadium (78,523)*



EAST RUTHERFORD, N.J. – The Steelers were unable to overcome a Jets' first-half double-digit en route to a 16-10 loss. Pittsburgh's record dropped to 8-7 following its second straight defeat.

Quarterback **Devlin Hodges** was 11 of 17 for 84 yards and 2 interceptions, while quarterback **Mason Rudolph** was 14 of 20 for 129 yards and a TD to wide receiver **Diontae Johnson** that helped the Steelers erase a 10-0 deficit to tie it at halftime.

Johnson caught a game-high 8 passes for 81 yards. Washington added 5 receptions for 41 yards.

Cornerback **Mike Hilton** had a team-high 8 tackles and added 1 pass defended and 1 tackle for loss. Linebacker **T.J. Watt** registered 5 tackles, 2 quarterback hits, 1 forced fumble, 1 fumble recovery and 1.0 sack. Fellow linebacker **Bud Dupree** recorded 7 tackles, 2 for loss, 1.0 sack and 1 quarterback hit.

Hodges had a chance to lead the Steelers to a comeback win but fell short.

His deep pass for wide receiver **James Washington** on third-and-7 from the Jets 44 was knocked away in the end zone. On fourth down, Hodges' pass to wide receiver **Juju Smith-Schuster** fell incomplete.

Smith-Schuster, who returned after missing four games with a knee injury, had 2 catches for 22 yards.

The Jets, who blew a 10-0 second-quarter lead, retook the lead on Sam Ficken's 37-yard field goal with 6 1/2 minutes left in the third quarter.

Ficken's 42-yarder with 3:11 left made it 16-10.

GAME SUMMARY

	1	2	3	4	F
Steelers (8-7)	0	10	0	0	10
Jets (6-9)	7	3	3	3	16

TEAM	Q	TIME	PLAY	DRIVE	SCORE
NYJ	1	10:27	Ro.Anderson 23 yd. pass from S.Darnold (S.Ficken kick)	11-75, 4:33	0-7
NYJ	2	14:15	S.Ficken 54 yd. Field Goal	7-23, 2:37	0-10
PIT	2	1:18	C.Boswell 49 yd. Field Goal	10-55, 2:24	3-10
PIT	2	0:04	D.Johnson 29 yd. pass from M.Rudolph (C.Boswell kick)	3-41, 0:24	10-10
NYJ	3	6:30	S.Ficken 37 yd. Field Goal	10-62, 5:09	10-13
NYJ	4	3:11	S.Ficken 42 yd. Field Goal	9-54, 5:27	10-16

TEAM STATISTICS

	Steelers	Jets
First Downs	16	14
3rd Down	3-14	4-15
Total Net Yards	260	259
Off Plays	66	60
Avg Gain	3.9	4.3
Rushing Net	75	85
Passing Net	185	174
Penalties (Yds)	4 (34)	3 (30)
Turnovers	2	1
Punts (Avg)	7 (39.9)	6 (45.8)
TDs	1	1
FGs	1-1	3-3
TO Remain	0	3
Time of Poss.	31:32	28:28

INDIVIDUAL STATISTICS

RUSHING	PIT – Conner 6-32; Whyte 6-22; Snell Jr. 7-14; Samuels 3-7; Rudolph 2-0; Hodges 1-0. NYJ – Bell 25-72; Montgomery 2-7; Darnold 4-3; Powell 1-3.
PASSING	PIT – Rudolph 20-14-0, 1 TD; Hodges 17-11-2, 84. NYJ – Darnold 26-16-0, 183, 1 TD.
RECEIVING	PIT – Johnson 8-81, 1 TD; Washington 5-41; Samuels 4-32; McDonald 3-9; Smith-Schuster 2-22; Cain 2-10; Vannett 1-18. NYJ – Crowder 4-60; Bell 4-21; Smith 3-32; Anderson 2-32, 1 TD; Wesco 1-32; Powell 1-5; Montgomery 1-1.

GAME 16  **Baltimore 28**  **Pittsburgh 10**
DECEMBER 29, 2019 *M&T Bank Stadium (70,695)*


BALTIMORE – The Steelers season ended in a disappointing fashion with a 28-10 loss at the Ravens. Pittsburgh finished the season with an 8-8 record.

Rookie running back **Benny Snell Jr.** rushed for 91 yards and a TD.

The Steelers took their first lead on a 4-yard TD run by Snell that capped a 10-play, 75-yard march. Rookie quarterback **Devlin Hodges** kept the drive alive with a 21-yard completion to wide receiver **Diontae Johnson** on third-and-7 from the Steelers' 47. Snell broke through for 19 yards on third-and-1 from the Ravens' 23 prior to the touchdown. Kicker **Chris Boswell's** extra point gave the Steelers a 7-6 lead with 12:56 left in the second.

Baltimore scored twice in the final 90 seconds of the first half. Justin Tucker's third field of the opening 30 minutes

gave the Ravens a 9-7 lead. Baltimore's first touchdown followed a fumble by Hodges late in the first half.

The Ravens put the game away in the fourth quarter. After another field goal, Baltimore scored on special teams when punter **Jordan Berry** couldn't handle the wet football and Jordan Richards recovered the fumble for a touchdown. Fifteen seconds later, the Ravens tacked on a safety when Hodges was called for intentional grounding in his end zone.

Baltimore turned its first two possessions into Tucker field goals for an early, 6-0 lead.

The Ravens moved 40 yards in 11 plays on the game-opening possession and struck first on a 45-yard field goal by Tucker.

Baltimore achieved a first-and-goal at the Steelers' 4 the next time it got the ball but had to settle for a 22-yard Tucker field goal and a 6-0 advantage with 2:40 left in the first quarter.

Johnson caught 4 passes for 54 yards.

Rookie linebacker **Devin Bush** registered a career-best 12 tackles. Fellow linebacker **T.J. Watt** added 5 tackles, 2 quarterback hits, 1 forced fumble and half a sack. Defensive tackle **Cameron Heyward** recorded 4 tackles, 2 quarterback hits, 1 tackle for loss, 1 pass defended and 1.0 sack.

GAME SUMMARY

	1	2	3	4	F
Steelers (8-8)	0	7	3	0	10
Ravens (14-2)	6	10	0	12	28

TEAM	Q	TIME	PLAY	DRIVE	SCORE
BLT	1	8:01	J.Tucker 45 yd. Field Goal	11-40, 7:04	0-3
BLT	1	2:42	J.Tucker 22 yd. Field Goal	9-61, 4:24	0-6
PIT	2	12:56	B.Snell Jr. 4 yd. run (C.Boswell kick)	10-75, 4:50	7-6
BLT	2	1:14	J.Tucker 42 yd. Field Goal	9-56, 4:06	7-9
BLT	2	0:26	J.Hill 8 yd. run (J.Tucker kick)	4-23, 0:24	7-16
PIT	3	9:58	C.Boswell 26 yd. Field Goal	7-26, 3:21	10-16
BLT	4	13:34	J.Tucker 47 yd. Field Goal	8-34, 4:13	10-19
BLT	4	4:41	J.Richards fumble recovery in end zone (J.Tucker kick)	—	10-26
BLT	4	4:27	Penalty on D.Hodges enforced in end zone for a Safety	—	10-28

TEAM STATISTICS

	Steelers	Ravens
First Downs	10	19
3rd Down	5-12	7-16
Total Net Yards	168	304
Off Plays	50	68
Avg Gain	3.4	4.5
Rushing Net	91	223
Passing Net	77	81
Penalties (Yds)	6 (47)	6 (35)
Turnovers	2	2
Punts (Avg)	5 (48.8)	3 (46.7)
TDs	1	2
FGs	1-1	4-4
TO Remain	1	0
Time of Poss.	20:33	39:27

INDIVIDUAL STATISTICS

RUSHING	PIT – Snell Jr. 18-91, 1 TD; Whyte Jr. 3-1; Berry 1-0; Hodges 1(-1). BLT – Edwards 21-130; Griffin III 8-50; Hill 10-39, 1 TD; Levine Sr. 1-2; McSorley 1-1; Thomas 1-1; Moore 1-0; Snead IV 1-0.
PASSING	PIT – Hodges 25-9-0, 95. BLT – Griffin III 21-11-1, 96.
RECEIVING	PIT – Johnson 4-54; McDonald 2-19; Samuels 1-16; Smith-Schuster 2-6. BLT – Hurst 2-35; Snead IV 3-22; Brown 2-15; Hill 1-10; Scott 1-6; Boyle 1-6; Edwards 1-2.

2019 Regular-Season Offense and Defense Starting Lineups

OFFENSE

Opponent (Date)	WR	LT	LG	C	RG	RT	TE	WR	QB	RB	FB
at NE (9/8)	Moncrief	Villanueva	Foster	Pouncey	DeCastro	Feller	McDonald	Smith-Schuster	Roethlisberger	Comer	Washington (WR)
SEA (9/15)	Moncrief	Villanueva	Foster	Pouncey	DeCastro	Feller	McDonald	Smith-Schuster	Roethlisberger	Comer	Grimble (TE)
at SF (9/22)	Johnson	Villanueva	Foster	Pouncey	DeCastro	Feller	McDonald	Smith-Schuster	Rudolph	Comer	Washington (WR)
CIN (9/30)	Johnson	Villanueva	Foster	Pouncey	DeCastro	Feller	Vannett	Smith-Schuster	Rudolph	Comer	Washington (WR)
BAL (10/6)	Johnson	Villanueva	Foster	Pouncey	DeCastro	Feller	McDonald	Smith-Schuster	Rudolph	Comer	Washington (WR)
at LAC (10/13)	Johnson	Villanueva	Foster	Pouncey	DeCastro	Feller	McDonald	Smith-Schuster	Hodges	Comer	Holton (WR)
MIA (10/28)	Johnson	Villanueva	Foster	Pouncey	DeCastro	Feller	McDonald	Smith-Schuster	Rudolph	Comer	Washington (WR)
IND (11/3)	Johnson	Villanueva	Foster	Pouncey	DeCastro	Feller	McDonald	Smith-Schuster	Rudolph	Samuels	Vannett (TE)
LAR (11/10)	Johnson	Villanueva	Feller	Pouncey	DeCastro	Okorafor	McDonald	Smith-Schuster	Rudolph	Samuels	Vannett (TE)
at CLE (11/14)	Johnson	Villanueva	Foster	Pouncey	DeCastro	Feller	McDonald	Smith-Schuster	Rudolph	Comer	Vannett (TE)
at CIN (11/24)	Holton	Villanueva	Foster	Finney	DeCastro	Feller	McDonald	Bammer (T)	Rudolph	Snell Jr.	Vannett (TE)
CLE (12/1)	Johnson	Villanueva	Foster	Finney	DeCastro	Feller	McDonald	Cain	Hodges	Samuels	Washington (WR)
at ARI (12/8)	Johnson	Villanueva	Foster	Pouncey	DeCastro	Feller	McDonald	Cain	Hodges	Samuels	Washington (WR)
BUF (12/15)	Holton	Villanueva	Foster	Pouncey	DeCastro	Feller	Vannett	Cain	Hodges	Comer	Washington (WR)
at NYJ (12/22)	Johnson	Villanueva	Foster	Pouncey	DeCastro	Feller	McDonald	Smith-Schuster	Hodges	Comer	Washington (WR)
at BAL (12/29)	Johnson	Villanueva	Foster	Finney	DeCastro	Feller	McDonald	Smith-Schuster	Hodges	Snell Jr.	Washington (WR)

DEFENSE

Opponent (Date)	DT	NT	RE	LOLB	LLB	RILB	ROLB	LCB	RCB	SS	FS
at NE (9/8)	Heyward	Hargrave	Tuitt	Watt	Bush	Williams	Dupree	Haden	Nelson	Te. Edmunds	Kelly
SEA (9/15)	Heyward	Hilton (CB)	Tuitt	Watt	Barron	Williams	Dupree	Haden	Nelson	Te. Edmunds	Davis
at SF (9/22)	Heyward	Hargrave	Tuitt	Watt	Barron	Bush	Dupree	Haden	Nelson	Te. Edmunds	Fitzpatrick
CIN (9/30)	Heyward	Hilton (CB)	Tuitt	Watt	Barron	Bush	Dupree	Haden	Nelson	Te. Edmunds	Fitzpatrick
BAL (10/6)	Heyward	Hargrave	Tuitt	Watt	Barron	Bush	Dupree	Haden	Nelson	Te. Edmunds	Fitzpatrick
at LAC (10/13)	Heyward	Hilton (CB)	Tuitt	Watt	Bush	Williams	Dupree	Haden	Burns	Te. Edmunds	Fitzpatrick
MIA (10/28)	Heyward	Hargrave	Alualu	Watt	Bush	Williams	Dupree	Haden	Nelson	Te. Edmunds	Fitzpatrick
IND (11/3)	Heyward	Hargrave	Hilton (DB)	Watt	Barron	Bush	Dupree	Haden	Nelson	Te. Edmunds	Fitzpatrick
LAR (11/10)	Heyward	Hargrave	Hilton (DB)	Watt	Barron	Bush	Dupree	Haden	Nelson	Te. Edmunds	Fitzpatrick
at CLE (11/14)	Heyward	Hargrave	Hilton (DB)	Watt	Barron	Bush	Dupree	Haden	Nelson	Te. Edmunds	Fitzpatrick
at CIN (11/24)	Heyward	Hargrave	Hilton (DB)	Watt	Barron	Bush	Dupree	Haden	Nelson	Te. Edmunds	Fitzpatrick
CLE (12/1)	Heyward	Hargrave	Alualu	Watt	Bush	Williams	Dupree	Haden	Nelson	Te. Edmunds	Fitzpatrick
at ARI (12/8)	Heyward	Hargrave	Hilton (DB)	Watt	Bush	Williams	Dupree	Haden	Nelson	Te. Edmunds	Fitzpatrick
BUF (12/15)	Heyward	Hargrave	Alualu	Watt	Bush	Williams	Dupree	Haden	Nelson	Te. Edmunds	Fitzpatrick
at NYJ (12/22)	Heyward	Hilton (DB)	Hilton (DB)	Watt	Barron	Bush	Dupree	Haden	Nelson	Te. Edmunds	Fitzpatrick
at BAL (12/29)	Heyward	Hargrave	Hilton (DB)	Watt	Barron	Bush	Dupree	Haden	Nelson	Te. Edmunds	Fitzpatrick

2019 Top Regular-Season Individual Performances

OPPONENT			STEELERS		
Rushing					
at CLE (11/14)	Nick Chubb	27	Rushes	23	James Conner MIA (10/28)
at BAL (12/29)	Gus Edwards	130	Yards	145	James Conner MIA (10/28)
at BAL (12/29)	Gus Edwards	38	Long	45	Trey Edmunds IND (11/3)
at SF (9/22)	Jeff Wilson Jr.	2	TDs	1	Six Times
Receiving					
at NE (9/8)	Tyler Lockett	10	Receptions	13	Jaylen Samuels IND (11/3)
at CIN (11/24)	Tyler Boyd	101	Yards	103	Juju Smith-Schuster MIA (10/28)
at NE (9/8)	Philip Dorsett	58	Long	79	James Washington at CIN (11/24)
at LAC (10/13)	Hunter Henry	2	TDs	2	Vance McDonald SEA (9/15)
at NE (9/8)	Philip Dorsett	2			
SEA (9/15)	Will Dissly	2			
Passing					
at LAC (10/13)	Philip Rivers	44	Attempts	47	Ben Roethlisberger at NE (9/8)
SEA (9/15)	Russell Wilson	29	Completions	27	Ben Roethlisberger at NE (9/8)
at NE (9/8)	Tom Brady	341	Yards	276	Ben Roethlisberger at NE (9/8)
at NE (9/8)	Tom Brady	58	Long	79	Devlin Hodges at CIN (11/24)
at NE (9/8)	Tom Brady	3	TDs	2	Five Times
SEA (9/15)	Russell Wilson	3			
IND (11/3)	Brian Hoyer	3			
BAL (10/6)	Lamar Jackson	3	INTs	4	Mason Rudolph at CLE (11/14)
at ARI (12/8)	Kyler Murray	3			



JAMES WASHINGTON

11/24/19 at Cincinnati



PITTSBURGH STEELERS

Steelers History

The fifth-oldest franchise in the NFL, the Steelers were founded on July 8, 1933, by Arthur Joseph Rooney. Originally named the Pittsburgh Pirates, they were a member of the Eastern Division of the 10-team NFL. The other four current NFL teams in existence at that time were the Chicago (Arizona) Cardinals, Green Bay Packers, Chicago Bears and New York Giants.

One of the great pioneers of the sports world, Art Rooney passed away on August 25, 1988, following a stroke at the age of 87. "The Chief", as he was affectionately known, is enshrined in the Pro Football Hall of Fame and is remembered as one of Pittsburgh's great people.

Born on January 27, 1901, in Coulterville, Pa., Art Rooney was the oldest of Daniel and Margaret Rooney's nine children. He grew up in Old Allegheny, now known as Pittsburgh's North Side, and until his death he lived on the North Side, just a short distance from where Three Rivers Stadium stood.

Rooney attended St. Peter's Parochial School and Duquesne University Prep School. He studied collegiately at Indiana (Pa.) Normal, which is now Indiana University of Pennsylvania, as well as at Georgetown and Duquesne.

An exceptional all-around athlete, Rooney held middleweight and welterweight titles from the AAU Boxing Championships and was named to the U.S. Olympic Boxing Team in 1920, although he did not participate in the Olympic Games. He played minor league baseball from 1920-25 before a promising career was cut short by an arm injury. Rooney continued playing football for several semi-pro teams in the Pittsburgh area. He was married on June 11, 1931, to Kathleen McNulty, and the couple had five sons — Daniel, Art Jr., Tim, John and Pat. In 1964, Rooney was inducted into the Pro Football Hall of Fame for his contributions to the growth of the NFL and the Pittsburgh Steelers.

By the mid-1960s, Rooney had begun to turn over much of the operation of the Steelers to his oldest son, Dan. After having worked in every area of the organization since 1955, Daniel M. Rooney was named president of the Steelers in 1975. In 2000, Dan Rooney was inducted into the Pro Football Hall of Fame. He joined his father Art to form only the second father-son tandem to be inducted into the Hall of Fame. The late New York Giants owners Wellington Mara and his father Tim were the first.

Late Steelers' Chairman, Ambassador Dan Rooney spent 54 consecutive years with the organization before being named U.S. Ambassador to Ireland in 2009 by President Barack Obama. Rooney was required to move to Ireland in 2009 to fulfill his duties as ambassador.

As an NFL owner, Dan Rooney was widely recognized as one of the league's most influential executives and one of Pittsburgh's leading contributors to civic affairs. Among his community activities, Dan Rooney was the co-founder of the

American Ireland Fund, and he was a board member of the United Way of America, the American Diabetes Association, the Pittsburgh History and Landmarks Foundation, the Extra Mile Foundation and the University of Pittsburgh Medical Center.

Dan Rooney was a member of several NFL committees over 30-plus years. He served on the board of directors for the NFL Trust Fund, NFL Films and the Scheduling Committee. He was appointed chairman of the Expansion Committee in 1973, which considered new franchise locations and directed the addition of Seattle and Tampa Bay as expansion teams in 1976.

In 1976, Rooney was also named chairman of the Negotiating Committee, and in 1982 he contributed to the negotiations for the Collective Bargaining Agreement for the NFL and the Players' Association. He again played a key role in the labor agreement reached between NFL owners and players in 1993. Rooney was also largely responsible for developing the realignment plan and scheduling format that the NFL adopted prior to the 2002 season. In October 2002, he was also chairman of the NFL's Diversity in the Workplace Committee. Rooney was also Chairman of the Hall of Fame Committee. In February 1999, he was named the recipient of the Philadelphia Maxwell Football Club's Francis J. "Reds" Bagnell Award for outstanding contributions to the game of football.

Daniel M. Rooney was born on Pittsburgh's North Side on July 20, 1932. He was also a 1950 graduate of North Catholic High School, where he played quarterback on the varsity football team. Rooney passed away on April 13, 2017 at the age of 84, survived by his wife of 66 years, Patricia, and seven of their nine children, 20 grandchildren and five great-grandchildren.

Dan Rooney was named Steelers' Chairman Emeritus in July 2009 after he was named United States Ambassador to Ireland. Rooney served as United States Ambassador until late 2012.


In 2003, Dan Rooney officially turned over the title of Steelers' team president to his oldest son, Arthur J. Rooney II, who had previously served as the team's president and general counsel. A 1978 graduate of the University of Pittsburgh where he majored in political science, Art II received his law degree from Duquesne University School of Law in 1982. He currently serves as Chairman of the NFL's Stadium Workplace Diversity Committee as well as the Chair of the NFL Compensation Committee. He also serves on additional NFL committees including the Legislative Committee, the Management Council Executive Committee, the International Committee, Health & Safety Advisory Committee, and the NFL Foundation.

Art Rooney II is also very active in the Pittsburgh community, devoting a substantial amount of his time to various organizations. He currently serves on the boards of the Pittsburgh Public Theater, Saint Vincent College, Senator John Heinz Western PA History Center, and the United Way of Southwestern Pennsylvania.



1901

January 27 – Arthur J. Rooney Sr. is born in Coulterville, Pa. He would eventually be affectionately known as "The Chief."



1933

July 8 – The Pittsburgh Pirates are founded by The Chief.

1933


Ray Kemp becomes the first African-American to play for the Steelers.



1932

July 20 – Daniel Milton Rooney is born on Pittsburgh's North Side.

Steelers History

ART
ROONEY

1930s After founding the Pirates in 1933, Art Rooney watched his club struggle through its first seven seasons with just 22 wins and five different head coaches. While home games were played at Forbes Field, Rooney often took his team to such cities as Johnstown, Latrobe, Youngstown, New Orleans and Louisville in the 1930s due to competition with baseball and college football.

In 1938, Rooney signed Colorado All-America Byron "Whizzer" White to a \$15,800 contract, making White the first "big money" player in the NFL. White led the League in rushing that year and became one of the NFL's most illustrious alumni. He served 31 years as a Justice of the United States Supreme Court before retiring in 1993.

1940s In 1940, Rooney changed the team name to the Pittsburgh Steelers, representing the heritage of Pittsburgh. The first winning record in the organization's history came in 1942 when head coach Walt Kiesling led the Steelers to a 7-4 finish with the league-leading rushing of rookie Bill Dudley. But the next year, Dudley joined the Armed Forces along with many other NFL players as the nation went to war. With rosters depleted, Rooney merged the Steelers with the Philadelphia Eagles in 1943 (Phil-Pitt "Steagles") and with the Chicago Cardinals (Card-Pitt) in 1944.



Rooney hired legendary Pitt coach Jock Sutherland in 1946, and Dudley returned from the war to earn NFL MVP honors, leading the League in rushing, interceptions and punt returns. Today, Dudley is a member of the Pro Football Hall of Fame.

Sutherland led the 1947 Steelers to an 8-4 record and a share of the Eastern division title, but they lost their first-ever postseason game 21-0 to Philadelphia. Sutherland died suddenly the following spring while on a scouting trip.

1950s Succeeding Sutherland, John Michelosen was head coach for the 1948-51 seasons, compiling a 20-26-2 record. In 1952, Joe Bach returned for his second stint with the Steelers, having coached the team previously in 1935-36. The Steelers became the last team to abandon the single wing for the T-formation in 1952.

Bach resigned for health reasons following the 1954 season and was replaced by assistant coach Walt Kiesling, who had been the Steelers' head coach twice previously. Kiesling's three stints covered the 1939-40, 1941-44 and the 1954-56 campaigns.

**1957**

Lowell Perry becomes the NFL's first African-American assistant coach.

**1938**

Byron "Whizzer" White was paid an unheard-of \$15,800 to play one season for the Steelers.

**1940**

The Pittsburgh Pirates are officially renamed the Pittsburgh Steelers.

1942

November 22 – The Steelers defeat the Chicago Cards 19-3 to clinch their first winning season in team history.

**1943**

The Pittsburgh Steelers merge with the Philadelphia Eagles to form the "Steagles" as many rosters were depleted due to World War II.

1944

The Pittsburgh Steelers merge with the Chicago Cardinals (Card-Pitt) as many rosters were still depleted due to World War II.

1947

December 21 – The Steelers play their first postseason game, a 21-0 setback to the Philadelphia Eagles in the Eastern Division Playoffs.

Steelers History

1960s Buddy Parker was named head coach in 1957 and over the next eight years he led the Steelers to five non-losing seasons. Hall of Fame quarterback Bobby Layne led the team through three of those campaigns, leading the Steelers to a 9-5 mark and a playoff game versus Detroit in 1962, which the Steelers lost 17-10. Parker completed his tenure with a 51-48-6 record and ranks fourth among all-time Steelers coaches for career wins.

On October 25, 1964, the Steelers made team history when they retired jersey No. 70 in honor of former defensive tackle Ernie Stautner. Stautner, who was inducted into the Pro Football Hall of Fame in 1969, became the first Steelers player to have his jersey retired.

Brief head coaching stints by Mike Nixon in 1965 and Bill Austin from 1966-68 preceded the hiring of 37-year-old Chuck Noll on January 27, 1969. Noll began to rebuild the Steelers through the draft, starting with the defense when he selected defensive tackle Joe Greene with his first choice in 1969. Today, Greene is a member of the Pro Football Hall of Fame, and joined Stautner as the only two players to have their jerseys retired by the team. Greene's No. 75 was officially retired on November 2, 2014.

70

1964

October 25 – The Steelers retire Ernie Stautner's No. 70, becoming the first jersey number to be retired in team history.

**1969**

January 27 – Chuck Noll is named head coach of the Steelers.

**1969**

January 28 – "Mean" Joe Greene is selected by the Steelers in the first round of the NFL Draft.



1970s A 1-13 record in 1969 gave the Steelers the first overall choice in the 1970 draft, with which Noll addressed the offense by selecting quarterback Terry Bradshaw, another Hall of Famer, after the Steelers won the first selection by winning a coin toss with the Chicago Bears. Cornerback Mel Blount was added in the third round that year, followed by linebacker Jack Ham in 1971 and running back Franco Harris in 1972. In all, Noll drafted 10 players who are now enshrined in the Hall of Fame including three in his first 20 picks and four of his first 38.



Two significant changes took place in 1970. The Steelers moved from the NFL Century Division to the AFC Central with the merger of the American Football League and the NFL. The Steelers also moved into a new home as Three Rivers Stadium opened. Previously, the Steelers had played home games at Forbes Field from 1933-57 and at both Forbes Field and Pitt Stadium from 1958-63. From 1964-69, the Steelers played at Pitt Stadium until Three Rivers opened in 1970.

Gradual improvement in the early 1970s resulted in the team's first division title in 1972 with an 11-3 record. In the first playoff game at Three Rivers, the Steelers defeated the Oakland Raiders 13-7 with Franco Harris' "Immaculate Reception" in the final minute. Despite a 21-17 loss the following week to the undefeated Miami Dolphins, the Steelers had reached a new plateau.

1970

August 28 – Pittsburgh defeats the New York Giants, 21-6, in the first preseason game at Three Rivers Stadium.

**1970**

September 20 – The Steelers fall to the Houston Oilers 19-7 in their first regular-season game at Three Rivers Stadium.

**1970**

The Pittsburgh Steelers move from the NFL Century Division to the AFC Central with the merger of the American Football League and the NFL.

1972

December 23 – The Steelers win their first playoff game in dramatic fashion with a 13-7 victory over the Oakland Raiders on Franco Harris' "Immaculate Reception."



Steelers History



Super Bowl X, Steelers 21, Cowboys 17

It took 40 years for the Steelers to finally win their first division title, but over the next decade they achieved a level of success unprecedented in professional football.

In 1973, the Steelers won a wild card playoff berth with a 10-4 record. Oakland avenged their loss from the previous year, however, with a 33-14 defeat of the Steelers in the playoffs.

The Steelers won their first of six consecutive AFC Central titles in 1974 and marched past Buffalo (32-14) and Oakland (24-13) en route to their first Super Bowl appearance in Super Bowl IX. The fierce Pittsburgh defense led the way to a 16-6 victory over the Minnesota Vikings, and Art Rooney was presented the Vince Lombardi Trophy for the first time.

In 1975, the Steelers won 11 straight games to finish 12-2 and claimed their second-consecutive division crown. After defeating Baltimore (28-10) and Oakland (16-10) in the playoffs, the Steelers became the third team in NFL history, joining Green Bay and Miami, to win back-to-back Super Bowls with a 21-17 defeat of the Dallas Cowboys in Super Bowl X.

1974

January 29, 1974 – The Steelers select future Hall of Famers Lynn Swann (first round), Jack Lambert (second), John Stallworth (fourth) and Mike Webster (fifth) in the NFL Draft. Many consider it the best draft in NFL history. Following the draft, the Steelers also signed free agent Donnie Shell, who was inducted into the Hall of Fame in 2020.



Lynn Swann



Jack Lambert



John Stallworth



Mike Webster

The 1976 Steelers struggled to a 1-4 start before reeling off nine straight victories, including five shutouts, to win the division with a 10-4 mark. They defeated Baltimore 40-14 in the playoffs, but lost to Oakland 24-7 after both starting running backs, Franco Harris and Rocky Bleier, were injured. The following year the Steelers dropped a 34-21 decision to Denver in the first round of the playoffs after posting a 9-5 regular-season record.

In 1978, the Steelers made history after a league-best 14-2 regular season and playoff wins versus Denver (33-10) and Houston (34-5). Their 35-31 Super Bowl XIII win versus Dallas made the Steelers the first team to win three Super Bowls.

Yet another standard was set the following year when the 1979 Steelers defeated the Los Angeles Rams 31-19 in Super Bowl XIV to make them the first team in history to win four Super Bowls and the only team to win back-to-back Super Bowls twice. The Super Bowl victory followed a 12-4 regular season and playoff wins versus Miami (34-14) and Houston (27-13). With six consecutive AFC Central crowns, eight straight years of playoff appearances and four Super Bowl championships, the Steelers were tagged the “Team of the Decade” for the 1970s.

The 1970's Steelers were tagged “Team of the Decade.”



1975

January 12 – Pittsburgh defeats the Minnesota Vikings 16-6 to capture the team's first Super Bowl victory in Super Bowl IX in New Orleans' Tulane Stadium.



1975

Dan Rooney is named President of the Pittsburgh Steelers.

1979

January 21 – Pittsburgh defeats the Dallas Cowboys 35-31 in Super Bowl XIII in Miami, Fla., becoming the first team to win three Super Bowls.

1976

January 18 – The Steelers win their second consecutive league championship with a 21-17 victory over the Dallas Cowboys in Super Bowl X in Miami, Fla.



Steelers History

1980s As the 1980s opened, the Steelers stumbled, failing to make the playoffs in 1980 and 1981 with records of 9-7 and 8-8.

In 1982, the Steelers celebrated the team's 50th anniversary by qualifying for the playoffs with a 6-3 finish in a strike-interrupted season. During the season an anniversary banquet was held to commemorate the team's first 50 seasons and to honor the Steelers' all-time team as selected by fan voting. Thousands of fans were attracted to Pittsburgh for a week of activities and exhibits before the anniversary season was ended by San Diego's 31-28 win in the playoffs. This would be the last playoff game at Three Rivers Stadium until the 1992 season, a span of 10 years.

The 1983 Steelers won their eighth division title with a 10-6 record, but fell in the postseason, 38-10, to the Los Angeles Raiders. The following year the Steelers won their ninth division crown and the team advanced to the AFC Championship game with a 24-17 playoff win at Denver. A 45-28 loss to Miami in the AFC Championship game prevented the Steelers from a fifth Super Bowl appearance.

The Steelers' streak of 13 consecutive non-losing seasons came to an end in 1985 with a 7-9 finish, followed by a 6-10 record in 1986. Playoff hopes remained alive in 1987 until the Steelers lost their last two games to finish 8-7 during the strike-shortened season.

In 1988, the team suffered through its worst campaign in 19 years with a 5-11 record. The next season got off to a similar start with losses of 51-0 and 41-10 in the first two games. But the young team fought back to finish 9-7 and earn a wild card playoff berth on the season's final weekend. An exciting 26-23 overtime playoff win in Houston was followed by a heartbreaking 24-23 divisional playoff loss at Denver in which the Steelers led until the final minutes.

1990s A 9-7 finish in 1990 left the Steelers in a three-way tie for the AFC Central lead, but they were eliminated from playoff contention by a 2-4 division record. The 1991 team finished second in the division despite a 7-9 record, winning the last two games under Noll at home against the Cincinnati Bengals and Cleveland Browns.

On December 26, 1991, Noll announced his retirement from football after 39 consecutive seasons, the last 23 as the Steelers' head coach, which made him one of only four men to coach the same team for 23 consecutive years. He left as the fifth-winningest coach in NFL history with an overall record of 209-156-1, and as the only coach to win four Super Bowls. Noll was rewarded in 1993 with his election to the Pro Football Hall of Fame in his first year of eligibility.

A new era began in 1992 with the retirement of Noll and the arrival of 34-year-old Bill Cowher, the National Football League's youngest head coach at the time he assumed control. In the first season of the new era, the Steelers won the AFC Central division crown for the first time since 1984 with an 11-5 record. While the team enjoyed new-found success, Cowher was recognized by the Associated Press as the NFL's Coach of the Year and six Steelers were selected to the Pro Bowl, the most in more than a decade.

Under Cowher the Steelers became the first AFC team since the 1970 merger to claim its 10th division title. Their 11-5 record equaled the best in the conference and gave the Steelers home field advantage throughout the playoffs. However, in the first postseason game at Three Rivers Stadium in exactly 10 years, the Steelers were defeated by eventual AFC Champion Buffalo, 24-3.



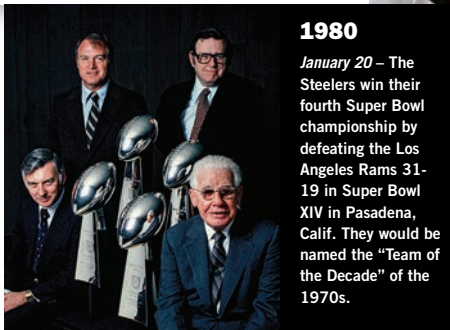
TONY DUNGY



STEELERS
vs.
RAMS

1980

January 6 – The Steelers weather the Pittsburgh elements as they defeat the Houston Oilers at a rain-soaked Three Rivers Stadium to advance to Super Bowl XIV.



1980

January 20 – The Steelers win their fourth Super Bowl championship by defeating the Los Angeles Rams 31-19 in Super Bowl XIV in Pasadena, Calif. They would be named the "Team of the Decade" of the 1970s.


1984

Tony Dungy is named defensive coordinator for the Steelers, becoming the NFL's first African-American coordinator.

1987

August 8 – "Mean" Joe Greene becomes the first player of the 1970s Steelers' teams to be inducted into the Pro Football Hall of Fame.

Steelers History



1995 AFC Championship, Steelers 20, Colts 16

At 38, Bill Cowher became the youngest head coach to lead his team to a Super Bowl appearance in 1995. Along the way, Cowher's team captured their third AFC Central division title in four years, made their fourth straight playoff appearance and won the Steelers' first AFC title since 1979. After a first-round bye, they defeated the Buffalo Bills (40-21) and the Indianapolis Colts (20-16), before losing to the Dallas Cowboys 27-17 in Super Bowl XXX in Tempe, Ariz.

In 1996, the Steelers finished 10-6 and earned their fifth consecutive trip to the playoffs. Cowher ended the season with 57 career victories, ranking him as the second winningest coach in team history, behind his predecessor Noll.

The Steelers captured their fourth consecutive AFC Central title in 1997 while posting an 11-5 record. They were one play away from earning their sixth Super Bowl appearance but lost to Denver 24-21 in the AFC Championship game.

In 1998, the Steelers finished a disappointing 7-9, losing their last five regular-season games and missing the playoffs for the first time under Cowher.

The Steelers suffered their second consecutive losing season in 1999, when their record fell to 6-10.

STEELERS HISTORY

In 1992, 34-year-old Bill Cowher became the National Football League's youngest head coach at the time.

In his first season, the Steelers won the AFC Central division crown for the first time since 1984.

In 1993, the Steelers earned a wild card playoff berth, marking their first consecutive playoff appearances since the 1983-84 seasons. A 9-7 record was good for second place in the division, but the season ended in a 27-24 overtime loss at Kansas City in the AFC Wild Card game.

The 1994 Steelers won seven of their final eight regular-season games for their strongest finish since 1978. They captured their second division title in three years with an AFC-best 12-4 record. After a 29-9 victory over the Cleveland Browns in the first round of the playoffs, Pittsburgh hosted its first AFC Championship game since 1979. The game went down to the wire and the Steelers lost to the San Diego Chargers 17-13.



1988

August 25 – Art Rooney Sr. passes away at the age of 87 following a stroke.



1991

December 26 – Chuck Noll announces his retirement.



1992

January 21 – Bill Cowher is named head coach of the Pittsburgh Steelers.



1996

January 28 – The Steelers fall to the Dallas Cowboys 27-17 in Super Bowl XXX in Phoenix, Ariz.

Pictured: Yancey Thigpen

Steelers History

2000s After starting the 2000 season with a 0-3 record, the Steelers rebounded to finish the year at 9-7 and barely missed the playoffs.

However, 2000 will be remembered most for being the final season for the Steelers at Three Rivers Stadium. The Steelers were 4-4 during their final season at Three Rivers Stadium, including victories in four of their final six home games. The Steelers won their final game at Three Rivers 24-3 against the Washington Football Team on Dec. 16.

The Steelers finished 31 seasons at Three Rivers Stadium (1970-2000) with a 182-72 home record, including the postseason. The Steelers recorded their largest regular-season home attendance figures (440,428) since 1998 in the final season, including a season-high 58,183 fans during the final game in stadium history.

The Steelers began a new era in team history in 2001 with the opening of their new stadium, Heinz Field. The Steelers posted an AFC-best 13-3 regular-season record, including a 7-1 mark at home, and advanced to the AFC Championship Game.

The inaugural game at Heinz Field was originally scheduled to be a nationally televised Sunday Night game on Sept. 16. However, the September 11 terrorist attacks on America forced the NFL to postpone all games that weekend — which were eventually rescheduled for the end of the season. As a result, the Steelers opened Heinz Field on Sunday, Oct. 7 with a 16-7 win against the Cincinnati Bengals.

**2003**

Art Rooney II is named President of the Pittsburgh Steelers.

The Steelers defeated the defending Super Bowl Champion Baltimore Ravens 27-10 in the AFC Divisional Playoffs, in the first-ever postseason game played at Heinz Field. However, they suffered a disappointing 24-17 loss at home in the AFC Championship Game to the eventual Super Bowl Champion New England Patriots.

After an 0-2 start in 2002, the Steelers rallied to make the playoffs for the second consecutive season. However, the team's Super Bowl hopes ended when they lost, 34-31, in overtime to the Tennessee Titans on the road.

720 Home Win Percentage At Heinz Field

**2000**

July 29 – Dan Rooney is inducted into the Pro Football Hall of Fame.

2000

December 16 – The Steelers defeat the Washington Football Team 24-3 in the final game at Three Rivers Stadium.

**2001**

August 25 – Pittsburgh defeats the Detroit Lions 20-7 in its first preseason game at Heinz Field.

2003

October 26 – The Steelers host the St. Louis Rams at Heinz Field, marking the 1,000th game in team history.

Steelers History

The Steelers began the 2003 season with a 34-15 victory against AFC North rival Baltimore Ravens. However, the team never regained that magic and finished the year with a 6-10 record and missed the playoffs for the first time in three seasons.

The Steelers set a team record in 2004 by becoming the first AFC team to win 15 games (15-1) in the regular season. They ultimately advanced to the AFC Championship Game where they lost to the New England Patriots, 41-27. Nine Steelers were selected to play in the AFC-NFC Pro Bowl, the team's most since the 1979 season.

Pittsburgh found itself sitting at 7-5 after 12 games in 2005, but rallied to win its final four regular-season games to earn the AFC's sixth seed in the playoffs. The Steelers then won an unprecedented three straight road playoff games to gain a berth in Super Bowl XL in Detroit versus the Seattle Seahawks.



2006

February 5 – The Pittsburgh Steelers win their fifth Super Bowl title with a 21-10 victory over the Seattle Seahawks in Super Bowl XL in Detroit.



2007

January 5 – Bill Cowher steps down as head coach of the Pittsburgh Steelers.

January 22 – Mike Tomlin is named head coach of the Pittsburgh Steelers.



Mike Tomlin was hired on January 22, 2007.

The Steelers captured their fifth Super Bowl title with a 21-10 victory over the Seahawks as wide receiver Hines Ward was named MVP, finishing with five receptions for 123 yards. Ward also hauled in a game-clinching 43-yard TD pass from Antwaan Randle El on a gadget play midway through the fourth quarter.

The 2006 season saw the Bill Cowher era come to an end with the Steelers finishing the season winning six of their final eight games to post an 8-8 record on the year.

On January 5, 2006, Bill Cowher resigned as Steelers head coach with a 161-99-1 overall record, second-best in team history.

The Steelers hired 34-year old Mike Tomlin as the team's head coach on January, 22, 2007, becoming the NFL's youngest head coach at the time.



STEELERS HISTORY

James Harrison's 100-yard interception return for a touchdown is the longest interception return in Super Bowl history and helped the Steelers earn their sixth title.

2009

February 1 – The Steelers establish an NFL record by winning their sixth Super Bowl title with a 27-23 victory over the Arizona Cardinals in Super Bowl XLIII in Tampa, Fla.



2011

January 23 – The Steelers host the N.Y. Jets in the AFC Championship Game at Heinz Field.

Steelers History



**MIKE
TOMLIN**

Tomlin became the second first-year coach in team history to make the playoffs in 2007. The Steelers finished with a 10-6 overall record and won the AFC North division title.

Tomlin became the first coach in franchise history to win a division title in each of his first two seasons when the Steelers captured their second consecutive AFC North division title with a 12-4 record in 2008. They went on to defeat the San Diego Chargers and Baltimore Ravens to gain a berth in Super Bowl XLIII in Tampa, Fla., versus the Arizona Cardinals.

The Steelers became the first NFL franchise to capture six Super Bowl titles when they defeated the Cardinals 27-23. With the victory, Tomlin became the youngest coach to win a Super Bowl in NFL history (36 years, 323 days). Wide receiver Santonio Holmes was named MVP after hauling in the game-winning six-yard touchdown pass from Ben Roethlisberger with 35 seconds remaining in regulation.

2012

The Steelers celebrate their 80th season in the NFL.



2011

February 6 – The Steelers fall short in their quest for their seventh Super Bowl, losing 31-25 to the Green Bay Packers in Super Bowl XLV.



2014

The Steelers celebrate the 40th Anniversary of the team's first championship and honor late head coach Chuck Noll.



The Steelers added to their legacy, making it all the way to Super Bowl XLV after a 12-4 record during the 2010 season. The Steelers could not overcome an early 18-point deficit and fell to the Green Bay Packers 31-25. Despite the loss, the Steelers are still tied for the NFL record for most Super Bowl victories with six (New England Patriots).

The team donned a CHN commemorative patch in honor of the late Chuck Noll during the 2014 season. The team also retired Joe Greene's No. 75, all during its year of celebrating the team's 40th anniversary of its first championship with a uniform patch in 2014.

On April 13, 2017, the Steelers lost their Hall of Fame owner and Chairman, Ambassador Dan Rooney. The team donned a commemorative patch in honor of the late Mr. Rooney throughout the 2017 season.

1932 - 2017

DANIEL M. ROONEY



2014

The Steelers retire Joe Greene's #75, only the second number in franchise history to be retired





Pittsburgh 16



Minnesota 6

JANUARY 12, 1975 Tulane Stadium (80,997)



NEW ORLEANS — The Steelers made their first appearance in the Super Bowl and captured their first NFL Championship with a 16-6 victory over Minnesota.

The veteran Vikings, meanwhile, had been to the Super Bowl twice before. The Vikings had a savvy leader in QB Fran Tarkenton. The Steelers had a strong defense but their quarterback, Terry Bradshaw, was unproven.

The first half was dominated by defense. Pittsburgh concentrated on the middle of the Minnesota offensive line. One defensive tackle, Ernie Holmes, played over Vikings' Mick Tingelhoff, while the other tackle, Joe Greene, lined up at an angle pointed directly at Tingelhoff. Holmes sometimes took on the Vikings' center directly, allowing Greene to knife through and pursue Tarkenton. At other times, Greene would smash into Tingelhoff while Holmes looped behind him.

The only score in the first half was a safety registered by the Steelers. Fran Tarkenton fumbled a handoff to Dave Osborn, scrambled to recover the ball in the end zone, and was downed by Pittsburgh's Dwight White.

Leading 2-0, Pittsburgh kicked to Minnesota to open the second half and Vikings running back Bill Brown fumbled and Marv Kellum recovered for Pittsburgh at the Minnesota 30. The Steelers took four plays to go the distance, with Franco Harris taking the ball in from the 9-yard line.

Harris was named game MVP. He ran for 158 yards on 34 tries, while Rocky Bleier added 65 yards on 17 carries. Minnesota, meanwhile, managed only 17 yards rushing.

Denied on the ground, the Vikings weren't much better in the air. Tarkenton, under constant pressure from Greene, Holmes, White and L.C. Greenwood, completed only 11-of-26 attempts for 102 yards—an average of fewer than four yards per pass.

Despite their dominance, Pittsburgh's 9-0 lead was far from safe, and it narrowed to 9-6 in the final quarter when Matt Blair blocked Bobby Walden's punt, and Terry Brown recovered it in the end zone.

After that touchdown, Pittsburgh put the game on ice with a drive that began on its 34. The big play of the drive was a 30-yard toss from Bradshaw to Larry Brown, who later scored the final touchdown.

Soon after the ensuing kickoff, Pittsburgh's Mike Wagner intercepted a Tarkenton pass, and the Steelers held possession until the game was nearly over.

GAME SUMMARY

	1	2	3	4	F
STEELERS	0	2	7	7	16
Vikings	0	0	0	6	6

TEAM	Q	TIME	PLAY	DRIVE	SCORE
PIT	2	7:51	Safety (White downed Tarkenton in end zone)	—;—	2-0
PIT	3	13:25	Harris 9 yd. run (Gerela kick)	4-30; 1:24	9-0
MIN	4	10:33	Brown recovered blocked punt (Kick failed)	—;—	9-6
PIT	4	3:31	Brown 4 yd. pass from Bradshaw (Gerela kick)	11-66; 6:47	16-6

TEAM STATISTICS

	Steelers	Vikings
1st Downs	17 (11.5-1)	9 (2.5-2)
3rd Downs	7-18 (39%)	5-12 (42%)
4th Downs	0-2 (0%)	0-0 (0%)
Total Net Yards	333	119
Plays-Avg.	73-4.6	47-2.5
Rushing Yards	249	17
Rush Att.-Avg.	57-4.4	21-0.8
Net Passing	84	102
Att.-Comp.-Int.	14-9-0	26-11-3
Sacks By	0-0	2-12
Punts-Avg.	7-34.7	6-37.2
Penalties	8-122	4-18
Fumbles-Lost	4-2	3-2
Time of Poss.	38:47	21:13

INDIVIDUAL STATISTICS

RUSHING	Pit. — Harris 34-158, 1 TD; Bleier 17-65; Bradshaw 5-33; Swann 1-(-7). Min. — Foreman 12-18; Tarkenton 1-0; Osborn 8-(-1).
PASSING	Pit. — Bradshaw 14-9-0, 96, 1 TD. Min. — Tarkenton 26-11-3, 102.
RECEIVING	Pit. — Brown 3-49, 1 TD; Stallworth 3-24; Bleier 2-11; Lewis 1-12. Min. — Foreman 5-50; Voigt 2-31; Osborn 2-7; Gilliam 1-16; Reed 1-(-2).

JANUARY 18, 1976 *Miami Orange Bowl (80,197)*

MIAMI — What were, at the time, the two most popular teams in the NFL met in Super Bowl X, and the contrast between their styles was as great as the hue of their jerseys.

The glitzy, white-clad Dallas Cowboys—"America's Team"—combined a high-tech offense and a state-of-the-art flex defense to put on a dazzling show each Sunday. They were easy to like, and for once, they even had something of an underdog aura, having reached the Super Bowl as a Wild Card team. The black-clad Pittsburgh Steelers, out to defend their Super Bowl victory of the year before, lived by a Steel-hard defense occasionally spelled by a grind-it-out running attack that would have been at home in the NFL of the 1930s.

The Cowboys struck first when Roger Staubach zeroed in on Drew Pearson for a 29-yard touchdown pass.

Before the end of the first quarter, Pittsburgh evened the score on a seven-yard pass from Terry Bradshaw to Randy Grossman. Setting up the score was a 32-yard pass to Lynn Swann, whose health was questionable because of a concussion he had suffered in the AFC Championship Game. Swann outleaped a Dallas defender, then magically kept both feet inside the sideline to make the catch.

Dallas reclaimed the lead at 10-7 only 15 seconds into the second quarter when Toni Fritsch booted a 36-yard field goal.

Later, Pittsburgh's Roy Gerela, playing at less than 100 percent because of a cracked rib he suffered making a tackle on the opening kickoff, shanked a field-goal try and Dallas went to the locker room with a 10-7 lead.

Defense continued to dominate in the scoreless third quarter. Pittsburgh sacked Staubach seven times during the game and forced him to scramble on numerous occasions. Moreover, they pressured him into an uncharacteristic three interceptions.

One of the interceptions set up another field-goal try by Gerela, but he pulled it left from 33 yards. Dallas' Cliff Harris mockingly patted him on the helmet, only to be unceremoniously dumped on his hip pads by irate Steeler Jack Lambert. The inspired Steelers dominated after that.

In the fourth quarter, Steelers' reserve Reggie Harrison blocked Mitch Hoopes's punt. The ball rolled through the end zone for a safety to cut the Cowboys' lead to 10-9. Gerela, who'd donned a corset to protect his ribs, regained his kicking touch with field goals of 36 and 18 yards to put the Steelers in front 15-10.

With 3:02 left in the game, Bradshaw lofted a long pass to game MVP Swann, who caught the ball at the five and took it over the goal line to complete a 64-yard lightning strike. Swann finished the day with 161 yards on four catches, a 40.3 average-per-catch. Gerela missed the extra point.

It took Staubach only 1:14 to get the touchdown back, completing a drive with a 34-yard bulls-eye to Percy Howard—the only pass Howard caught during his entire career.

Terry Hanratty replaced Bradshaw, still woozy from the hit suffered after his touchdown pass to Swann, but the Steelers were stalled on a fourth-and-nine at the Dallas 41 with almost a minute and a half to go. Coach Noll feared a blocked kick and called for a Rocky Bleier run that gained only two yards. Noll was gambling that his defense could stop the Cowboys.

Trailing only 21-17, Staubach had the ball back with more time than he usually needed to negotiate 61 yards. The Cowboys reached Pittsburgh's 38. With five seconds left, Staubach launched his final pass into the end zone. Pittsburgh's Mike Wagner batted the ball, which was intercepted by Glen Edwards and the Steelers had their second consecutive Super Bowl victory.

GAME SUMMARY

	1	2	3	4	F
Cowboys	7	3	0	7	17
STEELERS	7	0	0	14	21

TEAM	Q	TIME	PLAY	DRIVE	SCORE
DAL	1	10:24	D. Pearson 29 yd. pass from Staubach (Fritsch kick)	1-24; 0:08	0-7
PIT	1	5:57	Grossman 7 yd. pass from Bradshaw (Gerela kick)	8-67; 4:16	7-7
DAL	2	14:45	Fritsch 36 yd. FG	11-46; 6:01	7-10
PIT	4	11:28	Safety (Harrison blocks kick)	—; —	9-10
PIT	4	8:41	Gerela 36 yd. FG	7-25; 2:36	12-10
PIT	4	6:37	Gerela 18 yd. FG	4-6; 1:45	15-10
PIT	4	3:06	Swann 64 yd. pass from Bradshaw (Kick failed)	3-70; 1:23	21-10
DAL	4	1:48	Howard 34 yd. pass from Staubach (Fritsch kick)	5-80; 1:06	21-17

TEAM STATISTICS

	Cowboys	Steelers
1st Downs	14 (6-8-0)	13 (7-6-0)
3rd Downs	4-15 (28%)	8-21 (38%)
4th Downs	1-1 (100%)	0-3 (0%)
Total Net Yards	270	339
Plays-Avg.	62.4-4	67-5.1
Rushing Yards	108	149
Rush Att.-Avg.	31-3.5	46-3.2
Net Passing	162	190
Att.-Comp.-Int.	24-15-3	19-9-0
Sacks By	2-19	7-42
Punts-Avg.	7-35.0	4-39.8
Penalties	2-20	0-0
Fumbles-Lost	4-0	4-0
Time of Poss.	30:30	29:30

INDIVIDUAL STATISTICS

RUSHING	Dal. — Newhouse 16-56; Staubach 5-22; Dennison 5-16; Pearson 5-14.
	Pit. — Harris 27-82; Bleier 15-51; Bradshaw 4-16.
PASSING	Dal. — Staubach 24-15-3, 204, 2 TDs.
	Pit. — Bradshaw 19-9-0, 209, 2 TDs.
RECEIVING	Dal. — P. Pearson 5-53; Young 3-31, 1 TD; D. Pearson 2-59, 1 TD; Newhouse 2-12; Howard 1-34, 1 TD; Fugett 1-9; Dennison 1-6.
	Pit. — Swann 4-161, 1 TD; Stallworth 2-8; Harris 1-26; Grossman 1-7, 1 TD; Brown 1-7.



Pittsburgh 35



Dallas 31

JANUARY 21, 1979 *Miami Orange Bowl (78,656)*

MIAMI — This was more than just the first rematch in Super Bowl history: It re-staged what many still consider the most enjoyable and dramatic Super Bowl battle to that point. Opportunity—recognizing it and capitalizing on it—was the theme. Failure to embrace it would play a hand, too. It was the Steelers, though, who managed a 35-31 victory.

Dallas had its chances. The Cowboys took a 14-7 lead in the second quarter when linebacker Mike Hegman simply took the ball away from Steelers QB Terry Bradshaw and ran 37 yards to score. But Bradshaw countered immediately with a 75-yard touchdown strike to John Stallworth.

In the third quarter, trailing 21-14, Dallas marched from its 42 to the Steelers' 10. On third-and-three, Cowboys QB Roger Staubach saw TE Jackie Smith alone in the end zone. Smith slipped and fell reaching for Staubach's pass and Dallas settled for a 27-yard field goal.

Pittsburgh scored two touchdowns early in the fourth quarter—a 22-yard run by Franco Harris and an 18-yard pass from Bradshaw to Swann. Harris' score followed a pass-interference call against Dallas CB Benny Barnes, who was covering Swann. The mistake cost the Cowboys 33 yards. Dallas did score touchdowns with 2:27 and 22 seconds to play, on passes from Staubach to TE Billy Joe Dupree and Butch Johnson, but Pittsburgh held on to win, 35-31. The two teams set a Super Bowl record for points scored.

With the victory, the Steelers became the first team to win three Super Bowls.

GAME SUMMARY

	1	2	3	4	F
STEELERS	7	14	0	14	35
Cowboys	7	7	3	14	31

TEAM	Q	TIME	PLAY	DRIVE	SCORE
PIT	1	9:47	Stallworth 28 yd. pass from Bradshaw (Gerela kick)	7-35; 3:12	7-0
DAL	1	0:00	Hill 39 yd. pass from Staubach (Septien kick)	3-41; 1:00	7-7
DAL	2	12:08	Hegman 37 yd. fumble recovery return (Septien kick)	—;—	7-14
PIT	2	10:25	Stallworth 75 yd. pass from Bradshaw (Gerela kick)	3-75; 1:43	14-14
PIT	2	0:26	Bleier 7 yd. pass from Bradshaw (Gerela kick)	5-56; 1:15	21-14
DAL	3	2:56	Septien 27 yd. FG	10-32; 4:52	21-17
PIT	4	7:10	Harris 22 yd. run (Gerela kick)	8-88; 4:58	28-17
PIT	4	6:51	Swann 18 yd. pass from Bradshaw (Gerela kick)	1-18; 0:07	35-17
DAL	4	2:23	DuPree 7 yd. pass from Staubach (Septien kick)	8-89; 4:24	35-24
DAL	4	0:22	Johnson 4 yd. pass from Staubach (Septien kick)	9-52; 2:05	35-31

TEAM STATISTICS

	Steelers	Cowboys
1st Downs	19 (2-15-2)	20 (6-13-1)
3rd Downs	9-15 (60%)	9-16 (56%)
4th Downs	0-0 (0%)	1-1 (100%)
Total Net Yards	357	317
Plays-Avg.	58-6.2	67-4.7
Rushing Yards	66	141
Rush Att.-Avg.	24-2.8	32-4.4
Net Passing	291	176
Att.-Comp.-Int.	30-17-1	30-17-1
Sacks By	5-52	4-27
Punts-Avg.	3-43.0	5-39.6
Penalties	5-35	9-89
Fumbles-Lost	2-2	3-2
Time of Poss.	26:05	33:55

INDIVIDUAL STATISTICS

	Pit.	Dal.
RUSHING	Harris 20-68, 1 TD; Bleier 2-3; Bradshaw 2-(-5).	Dorsett 15-96; Newhouse 8-3; Pearson 1-(-13); Staubach 4-37; Pearson 1-6; Laidlaw 3-12.
PASSING	Bradshaw 30-17-1, 318, 4 TDs.	Staubach 30-17-1, 228, 3 TDs.
RECEIVING	Swann 7-154, 1 TD; Stallworth 3-115, 2 TDs; Grossman 3-29; Harris 1-22; Bleier 1-7, 1 TD; Bell 2-21.	Dorsett 5-44; Pearson 4-73; Hill 2-49, 1 TD; Johnson 2-30, 1 TD; Dupree 2-17, 1 TD; P Pearson 2-15.


Pittsburgh 31

Los Angeles 19
JANUARY 20, 1980 *Rose Bowl Stadium (103,985)*


PASADENA, Calif. — There was a moment of heroism and self-sacrifice when an old warrior, Los Angeles Rams' Jack Youngblood, announced his intention to play in his team's first Super Bowl despite a fractured leg.

There was a rush of "What if?" euphoria as the underdog Rams took a 19-17 lead into the fourth quarter.

And there was cold reality: Pittsburgh, a team with as much patience as talent, struck quickly and surely for two touchdowns in the fourth quarter and it was over. The 31-19 victory was the Steelers' fourth in the Super Bowl in only six seasons.

The signature image of Super Bowl XIV is of Steelers' John Stallworth at the Rams' 32, looking back over his head for a lofty Terry Bradshaw pass, catching it in stride just over the outstretched arms of Rams' Rod Perry, and continuing into the end zone for a 73-yard touchdown.

The Steelers had taken the lead and then surrendered it in the third quarter. Bradshaw hit Lynn Swann over the middle for a 47-yard score. The Rams came back with a 24-yard halfback pass from Lawrence McCutcheon to Ron Smith that made it 19-17 before Bradshaw-to-Stallworth put Pittsburgh ahead for good.

Los Angeles intercepted Bradshaw three times, but it was the Steelers' lone interception—by Jack Lambert—that punctuated the ending. With the score 24-19 and the Rams driving, Lambert intercepted a pass from QB Vince Ferragamo at the Pittsburgh 14.

For the second year in a row, Bradshaw was named the game's most valuable player after passing for 309 yards and two touchdowns.

GAME SUMMARY

	1	2	3	4	F
Rams	7	6	6	0	19
STEELERS	3	7	7	14	31

TEAM	Q	TIME	PLAY	DRIVE	SCORE
PIT	1	7:31	Bahr 41 yd. FG	11-55; 5:05	3-0
LA	1	2:44	Bryant 1 yd. run (Corral kick)	8-59; 4:41	3-7
PIT	2	12:52	Harris 1 yd. run (Bahr kick)	9-53; 4:40	10-7
LA	2	7:21	Corral 31 yd. FG	11-67; 5:23	10-10
LA	2	0:14	Corral 45 yd. FG	9-12; 2:51	10-13
PIT	3	12:12	Swann 47 yd. pass from Bradshaw (Bahr kick)	5-61; 2:48	17-13
LA	3	10:15	Smith 24 yd. pass from McCutcheon (Kick failed)	4-77; 1:49	17-19
PIT	4	12:04	Stallworth 73 yd. pass from Bradshaw (Bahr kick)	3-75; 0:55	24-19
PIT	4	1:49	Harris 1 yd. run (Bahr kick)	7-70; 3:35	31-19

TEAM STATISTICS

	Rams	Steelers
1st Downs	16 (6-9-1)	19 (8-10-1)
3rd Downs	6-16 (38%)	9-14 (64%)
4th Downs	1-2 (50%)	0-0 (0%)
Total Net Yards	301	393
Plays-Avg.	59-5.1	58-6.8
Rushing Yards	107	84
Rush Att.-Avg.	29-3.7	37-2.3
Net Passing	194	309
Att.-Comp.-Int.	26-16-1	21-14-3
Sacks By	0-0	4-42
Punts-Avg.	5-44.0	2-42.5
Penalties	2-26	6-65
Fumbles-Lost	0-0	0-0
Time of Poss.	29:30	30:30

INDIVIDUAL STATISTICS

RUSHING	L.A. — Tyler 17-60; Bryant 6-30, 1 TD; McCutcheon 5-10; Ferragamo 1-7.
	Pit. — Harris 20-46, 2 TDs; Bleier 10-25; Bradshaw 3-9; Thornton 4-4.
PASSING	L.A. — Ferragamo 25-15-1, 212; McCutcheon 1-1-0, 24, 1 TD.
	Pit. — Bradshaw 21-14-3, 309, 2 TDs.
RECEIVING	L.A. — Waddy 3-75; Bryant 3-21; Tyler 3-20; Dennard 2-32; Nelson 2-20; Hill 1-28; Smith 1-24, 1 TD; McCutcheon 1-16.
	Pit. — Swann 5-79, 1 TD; Stallworth 3-121, 1 TD; Harris 3-66; Cunningham 2-21; Thornton 1-22.



Dallas 27



Pittsburgh 17

JANUARY 28, 1996 Sun Devil Stadium (76,347)



TEMPE, Ariz. — After producing 10 lopsided outcomes in its last 12 editions, the Super Bowl was due for some drama. Pittsburgh was up to the task and made a game of it, but the game turned on two interceptions by the game's Most Valuable Player, Dallas' Larry Brown as the Steelers fell to the Cowboys, 27-17.

The first of Brown's interceptions came midway through the third quarter. No Steelers receiver was within 10 yards when Brown accepted Neil O'Donnell's misfired pass at the Cowboys' 38 and returned it 44 yards to the Steelers' 18. Troy Aikman's pass to Michael Irvin took Dallas to the one, and Emmitt Smith scored to give the Cowboys a 20-7 lead.

The Steelers made it 20-10 with Norm Johnson's 46-yard field goal, and then recovered an onside kick. They reduced the gap to 20-17 when Bam Morris scored from the one with 6:36 to play. With 4:15 left, Pittsburgh had the ball again at its 32 after forcing Dallas to punt.

Two plays later, Brown intercepted O'Donnell at the Steelers' 39 and returned it to the six. Smith scored from the 4-yard line two plays later, and the Cowboys had locked up their record-tying fifth Super Bowl. The Steelers never led, and Dallas scored on its first three possessions—a three-yard pass from Aikman to tight end Jay Novacek and two field goals by Chris Boniol—for a 13-0 lead. Shortly before halftime, the Steelers made it 13-7 when O'Donnell threw a six-yard touchdown pass to Yancey Thigpen.

The statistical irony of the day was that O'Donnell entered the game as the NFL's career leader in fewest interceptions per pass attempt. On the game's final play, he was intercepted for the third time.

GAME SUMMARY

	1	2	3	4	F
Cowboys	10	3	7	7	27
STEELERS	0	7	0	10	17

TEAM	Q	TIME	PLAY	DRIVE	SCORE
DAL	1	12:05	Boniol 42 yd. FG	7:47; 2:55	0-3
DAL	1	5:03	Novacek 3 yd. pass from Aikman (Boniol kick)	8:75; 4:35	0-10
DAL	2	6:03	Boniol 35 yd. FG	14:62; 8:44	0-13
PIT	2	0:13	Thigpen 6 yd. pass from O'Donnell	13:54; 3:39	7-13
DAL	3	6:42	Smith 1 yd. run (Boniol kick)	2:18; 0:36	7-20
PIT	4	11:20	Johnson 46 yd. FG	11:52; 4:13	10-20
PIT	4	6:36	Morris 1 yd. run (Johnson kick)	9:52; 4:44	17-20
DAL	4	5:43	Smith 4 yd. run (Boniol kick)	2:6; 0:18	17-27

TEAM STATISTICS

	Cowboys	Steelers
1st Downs	15 (5-10-0)	25 (9-15-1)
3rd Downs	2-10 (20%)	9-19 (47%)
4th Downs	1-1 (100%)	2-4 (50%)
Total Net Yards	254	310
Plays-Avg.	50-5.1	84-3.7
Rushing Yards	56	103
Rush Att.-Avg.	25-2.2	31-3.3
Net Passing	198	207
Att.-Comp.-Int.	23-15-0	49-28-3
Sacks By	4-32	2-11
Punts-Avg.	5-38.2	4-44.8
Penalties	5-25	2-15
Fumbles-Lost	0-0	2-0
Time of Poss.	26:11	33:49

INDIVIDUAL STATISTICS

RUSHING	Dal. — Smith 18-49, 2 TDs; Johnston 2-8; Williams 1-2; Aikman 4-(-3). Pit. — Morris 19-73, 1 TD; Pegram 6-15; Stewart 4-15; O'Donnell 1-0; Williams 1-0.
PASSING	Dal. — Aikman 23-15-0, 209, 1 TD. Pit. — O'Donnell 49-28-3, 239, 1 TD.
RECEIVING	Dal. — Irvin 5-76; Novacek 5-50-1 TD; Williams 2-29; Sanders 1-47; Johnston 1-4; Smith 1-3. Pit. — Hastings 10-98; Mills 8-78; Thigpen 3-19, 1 TD; Morris 3-18; Holliday 2-19; Williams 2-7.



Pittsburgh 21



Seattle 10

FEBRUARY 5, 2006 Ford Field (68,206)



DETROIT, Mich. — Pittsburgh won its fifth Super Bowl title as it captured a 21-10 victory over the Seattle Seahawks at Ford Field. The Steelers' fifth title matched the most in NFL history (S.F. 49ers and Dallas Cowboys).

Backed by a predominantly Pittsburgh crowd, the Steelers were led by Super Bowl MVP Hines Ward, who finished with a game-high 123 receiving yards on five catches (24.6 avg.) with one touchdown.

Pittsburgh struggled offensively in the first quarter as it failed to gain a first down, but found itself down only 3-0 after Seattle's Josh Brown booted a 47-yard field goal with 22 seconds remaining in the opening period.

The Steelers' offense came to life briefly on their first drive of the second quarter, but it was stalled as Ben Roethlisberger was picked off by the Seahawks' Michael Boulware.

Pittsburgh's defense continued to buckle down and halt any Seattle chances of extending its lead throughout the second quarter.

The Steelers finally got on the board late in the half as Roethlisberger dove into the end zone for a one-yard touchdown run, giving Pittsburgh a 7-3 halftime lead. It was his second postseason rushing touchdown and the first-ever by a Steelers' quarterback in a Super Bowl.

Pittsburgh stretched its lead to 14-3 on the second play of the second half as Willie Parker darted 75 yards for a score. The 75-yard run was the longest in Super Bowl history, surpassing L.A. Raider Marcus Allen's 74-yard run against Washington in Super Bowl XVIII.

After a missed field goal by Brown on Seattle's first drive of the second half, the Steelers appeared on the verge of breaking the game open by driving to the Seahawks' 7-yard line on the ensuing drive. However, Roethlisberger threw an interception at the 4-yard line to Kelly Herndon, which he returned 76 yards to the Pittsburgh 20. Three plays later Seattle scored on a 16-yard pass from Matt Hasselbeck to Jerramy Stevens to cut the lead to 14-10.

The Seahawks had an opportunity to take the lead early in the fourth quarter before Hasselbeck was picked off by Ike Taylor at the Steelers' 5-yard line. Taylor finished with a team-best seven tackles.

Pittsburgh all but sealed the game on a gadget play. Antwaan Randle El took a reverse handoff and threw a 43-yard strike to Ward, pushing the Pittsburgh lead to 21-10 with 8:56 left in the game. Randle El's touchdown pass was the first by a wide receiver in Super Bowl history.

The Steelers' defense clamped down on the final two Seattle possessions to post the victory. Pittsburgh's defense racked up three sacks.

Roethlisberger became the youngest starting quarterback to win a Super Bowl and finished 9-of-21 for 123 yards. Parker finished with a team-high 93 yards on 10 carries, while Jerome Bettis added 43 yards on 14 rushes.

GAME SUMMARY

	1	2	3	4	F
Seahawks	3	0	7	0	10
STEELERS	0	7	7	7	21

TEAM	Q	TIME	PLAY	DRIVE	SCORE
SEA	1	0:22	Brown 47 yd. FG	7-22; 3:39	0-3
PIT	2	1:55	Roethlisberger 1 yd. run (Reed kick)	11-59; 6:20	7-3
PIT	3	14:38	Parker 75 yd. run (Reed kick)	2-75; 0:22	14-3
SEA	3	6:45	Stevens 16 yd. pass from Hasselbeck (Brown kick)	3-20; 0:53	14-10
PIT	4	8:56	Ward 43 yd. pass from Randle El (Reed kick)	4-56; 1:50	21-10

TEAM STATISTICS

	Seahawks	Steelers
First Downs	20 (5-15-0)	14 (6-8-0)
Third Downs	5-17 (29%)	8-15 (53%)
Fourth Downs	1-2 (50%)	0-0 (0%)
Total Net Yards	396	339
Plays-Avg.	77-5.1	56-6.1
Rushing Yards	137	181
Rush Att.-Avg.	25-5.5	33-5.5
Net Passing	259	158
Sacks	1-8	3-14
Att.-Comp.-Int.	49-26-1	22-10-2
Punts-Avg.	6-50.2	6-48.7
Penalties	7-70	3-20
Fumbles-Lost	0-0	0-0
Time of Poss.	33:02	26:58

INDIVIDUAL STATISTICS

RUSHING	Sea. — Alexander 20-95; Hasselbeck 3-35; Strong 2-7. Pit. — Parker 10-93, 1 TD; Bettis 14-43; Roethlisberger 7-25, 1 TD; Ward 1-18; Haynes 1-2.
PASSING	Sea. — Hasselbeck 49-26-1, 273, 1 TD. Pit. — Roethlisberger 21-9-2, 123; Randle El 1-1-0, 43, 1 TD.
RECEIVING	Sea. — Ingram 6-70; Jurevicius 5-93; Jackson 5-50; Stevens 3-25, 1 TD; Strong 2-15; Hannam 2-12; Alexander 2-2; Morris 1-6. Pit. — Ward 5-123, 1 TD; Randle El 3-22; Wilson 1-20; Parker 1-1.



Pittsburgh 27



Arizona 23

FEBRUARY 1, 2009 Raymond James Stadium (70,774)



TAMPA, Fla. — Trailing by three points with only 2:30 left in the fourth quarter, Ben Roethlisberger led the Steelers on an eight-play, 78-yard scoring drive, punctuated by a six-yard touchdown pass to Santonio Holmes to clinch their NFL-record sixth Lombardi Trophy with a 27-23 victory over the Arizona Cardinals in Super Bowl XLIII.

Pittsburgh, which led most of the evening, struck first after Arizona deferred the opening kick. Jeff Reed booted an 18-yard field goal on the opening drive to make it 3-0.

Gary Russell increased that lead to 10-0 when he punted in from one-yard out early in the second quarter. Arizona answered that score as Kurt Warner hit Ben Patrick in the back of the end zone on a one-yard scoring strike to cut the Pittsburgh lead to 10-7.

Arizona appeared as if they were going to take their first lead late in the first half, but James Harrison intercepted Warner at the goal-line, raced 100 yards and dove into the end zone with two Cardinals on his back for the longest interception return in Super Bowl history, and a 17-7 advantage at the half.

A 21-yard field goal by Reed in the third quarter upped the lead to 20-7.

Arizona got back onto the scoreboard midway through the fourth quarter as Warner tossed another one-yard score, this time to Larry Fitzgerald, cutting the Steelers' lead to 20-14. A costly holding penalty in the end zone against Steelers' Justin Hartwig gave the Cardinals a safety, further decreasing the Steelers' advantage to 20-16.

On the second play following the ensuing free kick, Warner found Fitzgerald on a 64-yard scoring strike through the middle of the Steelers' defense to give Arizona its first lead of the night, 23-20.

The Steelers were backed up to their own 12-yard line on the next drive, but Roethlisberger promptly completed four-of-six passes, three to Holmes, including a 40-yarder that moved the ball to the Arizona six. On second-and-goal, Roethlisberger threaded a perfect pass through three defenders and Holmes kept his toes in bounds for a six-yard touchdown reception and a 27-23 Steelers' lead with 35 seconds left.

Arizona had one more chance, but LaMarr Woodley sacked Warner, forcing a fumble to essentially end the game.

Holmes was named the game's MVP after catching nine passes for 131 yards (14.6 avg.) with one touchdown. Roethlisberger finished 21-of-30 for 256 yards with one touchdown and one interception.

Defensively, Woodley recorded both Steelers' sacks, giving him two sacks in each of his four postseason games, an NFL record.

GAME SUMMARY

	1	2	3	4	F
STEELERS	3	14	3	7	27
Cardinals	0	7	0	16	23

TEAM	Q	TIME	PLAY	DRIVE	SCORE
PIT	1	9:45	Reed 18 yd. FG	9-71; 5:15	3-0
PIT	2	14:01	Russell 1 yd. run (Reed kick)	11-69; 7:12	10-0
ARI	2	8:34	Patrick 1 yd. pass from Warner (Rackers kick)	9-83; 5:27	10-7
PIT	2	0:00	Harrison 100 yd. interception return (Reed kick)	—;—	17-7
PIT	3	2:11	Reed 21 yd. FG	16-79; 8:39	20-7
ARI	4	7:33	Fitzgerald 1 yd. pass from Warner (Rackers kick)	8-87; 3:57	20-14
ARI	4	2:58	Safety (Hartwig holding in endzone)	—;—	20-16
ARI	4	2:37	Fitzgerald 64 yd. pass from Warner (Rackers kick)	2-64; 0:21	20-23
PIT	4	0:35	Holmes 6 yd. pass from Roethlisberger (Reed kick)	8-78; 2:02	27-23

TEAM STATISTICS

	Steelers	Cardinals
First Downs	20 (4-12-4)	23 (2-20-1)
Third Downs	4-10 (40%)	3-8 (38%)
Fourth Downs	0-0 (0%)	0-0 (0%)
Total Net Yards	292	407
Plays-Avg.	58-5.0	57-7.1
Rushing Yards	58	33
Rush Att.-Avg.	26-2.2	12-2.8
Net Passing	234	374
Sacks	2-3	2-22
Att.-Comp.-Int.	30-21-1	43-31-1
Punts-Avg.	3-46.3	5-36.0
Penalties	7-56	11-106
Fumbles-Lost	0-0	2-1
Time of Poss.	33:01	26:59

INDIVIDUAL STATISTICS

RUSHING **Pit.** — Parker 19-53; Moore 1-6; Roethlisberger 4-2; Russell 2(-3), 1 TD.
ARI. — James 9-33; Warner 1-0; Hightower 1-0; Arrington 1-0.

PASSING **Pit.** — Roethlisberger 30-21-1, 256, 1 TD.
ARI. — Warner 43-31-1, 377, 3 TDs.

RECEIVING **Pit.** — Holmes 9-131, 1 TD; Miller 5-57; Ward 2-43; Washington 1-11; Davis 1-6; Spaeth 1-6; Moore 1-4; Parker 1(-2).
ARI. — Boldin 8-84; Fitzgerald 7-127, 2 TDs; Breaston 6-71; James 4-28; Arrington 2-35; Hightower 2-13; Urban 1-18; Patrick 1-1, 1 TD.



Green Bay 31



Pittsburgh 25

FEBRUARY 6, 2011 *Cowboys Stadium (103,219)*

ARLINGTON, Texas — The Steelers could not overcome an early 18-point deficit and fell short in their quest for their seventh Super Bowl victory, losing to the Green Bay Packers 31-25 in Super Bowl XLV.

The Packers struck first when Aaron Rodgers found Jordy Nelson for a 29-yard touchdown pass late in the first quarter to give Green Bay a 7-0 lead. Only 24 seconds later, Steelers QB Ben Roethlisberger was picked off by Nick Collins, who returned it 37 yards for a touchdown to give the Packers a 14-0 lead at the end of the first quarter.

The Steelers scored early in the second quarter when Shaun Suisham connected from 33 yards to cut the Packers' lead to 14-3. On the Steelers' next possession, Roethlisberger was picked off again, and on the Packers' ensuing drive, Rodgers found Greg Jennings for a 21-yard touchdown to put Green Bay ahead 21-3.

The Steelers would cut the lead to 21-10 when Hines Ward caught an eight-yard touchdown pass from Roeth-

lisberger late in the first half. Ward finished the game with seven catches for 78 yards and one touchdown.

Pittsburgh cut the lead to 21-17 in the third quarter when Rashard Mendenhall scored from eight yards out. Mendenhall finished with a game-high 63 yards rushing and one touchdown.

The Steelers' defense forced the Packers to punt on every third-quarter possession, and the offense looked to take the lead. However, on the first play of the fourth quarter, Mendenhall fumbled and Green Bay recovered. The Packers marched down the field and Rodgers found Jennings again, this time for an eight-yard score, increasing their lead to 28-17. Rodgers finished the game with 304 yards passing with three touchdowns and no interceptions.

With 7:34 left in the fourth quarter, Roethlisberger found Mike Wallace for a 25-yard touchdown pass, and with a two-point conversion, the Steelers were only down 28-25.

On the Packers' next drive, Mason Crosby connected from 23 yards out to give Green Bay a six-point lead. The Steelers still had time, taking over with two minutes left in the game, but they failed to convert a fourth-and-five from their own 33-yard line, allowing Green Bay to win their fourth Super Bowl.

GAME SUMMARY

	1	2	3	4	F
STEELERS	0	10	7	8	25
Packers	14	7	0	10	31

TEAM	Q	TIME	PLAY	DRIVE	SCORE
GB	1	3:44	Nelson 29 yd. pass from Rodgers (Crosby kick)	9-80; 4:33	0-7
GB	1	3:20	Collins 37 yd. interception return (Crosby kick)	—;—	0-14
PIT	2	11:08	Suisham 33 yd. FG	13-49; 7:12	3-14
GB	2	2:24	Jennings 21 yd. pass from Rodgers (Crosby kick)	4-53; 2:04	3-21
PIT	2	0:39	Ward 8 yd. pass from Roethlisberger (Suisham kick)	7-77; 1:45	10-21
PIT	3	10:19	Mendenhall 8 yd. run (Suisham kick)	5-50; 2:20	17-21
GB	4	11:57	Jennings 8 yd. pass from Rodgers (Crosby kick)	8-55; 2:53	17-28
PIT	4	7:34	Wallace 25 yd. pass from Roethlisberger (Randle El rush)	7-66; 4:23	25-28
GB	4	2:07	Crosby 23 yd. FG	10-70; 5:27	25-31

TEAM STATISTICS

	Steelers	Packers
First Downs	15 (4-11-0)	19 (8-11-0)
Third Downs	6-13 (46%)	7-13 (54%)
Fourth Downs	0-0 (0%)	0-1 (0%)
Total Net Yards	338	387
Plays-Avg.	55-6.1	64-6.0
Rushing Yards	50	126
Rush Att.-Avg.	13-3.8	23-5.5
Net Passing	288	261
Att.-Comp.-Int.	39-24-0	40-25-2
Sacks By	1-2	3-16
Punts-Avg.	6-40.5	3-51.0
Penalties	7-67	6-55
Fumbles-Lost	1-0	1-1
Time of Poss.	26:35	33:25

INDIVIDUAL STATISTICS

RUSHING **Pit.** — Mendenhall 14-63, 1 TD; Roethlisberger 4-31; Redman 2-19; Moore 3-13.
G.B. — Starks 11-52; Rodgers 2-(-1).

PASSING **Pit.** — Roethlisberger 40-25-2, 263, 2 TDs.
G.B. — Rodgers 39-24-0, 304, 3 TDs.

RECEIVING **Pit.** — Wallace 9-89, 1 TD; Ward 7-78, 1 TD; Randle El 2-50; Sanders 2-17; Miller 2-12; Spaeth 1-9; Mendenhall 1-7; Brown 1-1.
G.B. — Nelson 9-140, 1 TD; Jones 5-50; Jennings 4-64, 2 TDs; Driver 2-28; Jackson 1-14; Quarless 1-5; Hall 1-2; Crabtree 1-1.

Steelers in the Hall of Fame

**ARTHUR J. ROONEY SR.**

Founder, President, Chairman of the Board (1933-88) **ELECTED:** 1964

Born on January 27, 1901, in Coulterville, Pa., Art Rooney was one of the most influential personalities in the sport of football. Mr. Rooney, who was affectionately referred to as "The Chief", founded the Steelers organization on July 8, 1933, with a \$2,500 purchase. Mr. Rooney helped orchestrate the NFL-AFL merger and kept the Steelers franchise afloat during the depression, World War II, many losing seasons and financial problems. Mr. Rooney won his first of four Super Bowl championships in 1974.

**DANIEL M. ROONEY**

President and Chairman (1955-2017) **ELECTED:** 2000

Born on July 20, 1932, in Pittsburgh's North Side, Daniel M. Rooney was one of NFL's most influential owners. Mr. Rooney contributed to the labor negotiations between the League and Players Association in 1982 and 1993 and was largely responsible for the NFL's current realignment and scheduling format. Mr. Rooney was named the Steelers' president in 1975, a title he held until passing it to his oldest son Art Rooney II in 2003.

**BERT BELL**

Co-owner (1940-45) **ELECTED:** 1963

Bert Bell was an owner of the Philadelphia Eagles (1933-'40) and co-owner of the Pittsburgh Steelers (1940-'45). Bell was named the NFL commissioner (1946-'59) and helped set up the league's television and anti-gambling policies. He also oversaw the merger of the NFL and All-American Football League in 1949. Bell died on October 11, 1959, while watching a football game between his two former teams: Pittsburgh and Philadelphia.

**JOHN "BLOOD" MCNALLY**

Player (1934, 1937-38), Coach (1937-38) **ELECTED:** 1963

John "Blood" McNally played 14 seasons in the NFL with five different teams, including two stints with the Pittsburgh Pirates. He served as both a player and coach from 1937-38 for the Pirates and was considered possibly the best receiver in the NFL during his playing days.

**BILL DUDLEY**

Halfback (1942, 1945-46) **ELECTED:** 1966

Bill Dudley, nicknamed "Bullet Bill", was a first-round draft pick of the Steelers in 1942 and finished his rookie season as the league's leading rusher with 696 yards, earning him All-NFL honors. In 1946, he became the NFL's first player to lead the league in four distinctly different statistical categories, including rushing, punt returns, interceptions and lateral passes attempted. That same year he was named the NFL's Most Valuable Player. Dudley was a two-time All-NFL selection during his nine-year career.

**WALT KIESLING**

Player (1937-38), Coach (1939-44, 1954-56) **ELECTED:** 1966

Walt Kiesling spent 34 years in the NFL as a player, assistant coach and head coach. In 1939, Kiesling got his first head coaching job with Pittsburgh. He led the Steelers to their first winning season in franchise history in 1942. Kiesling left coaching in 1944, but returned in 1954 with the Steelers. His teams earned a reputation for playing rugged, hard-hitting football.

Steelers in the Hall of Fame

**BOBBY LAYNE**

Quarterback (1958-62) **ELECTED:** 1967

Bobby Layne played five of his 15 NFL seasons with the Pittsburgh Steelers. He helped provide the Steelers with some of their finest seasons up to that point. Prior to Pittsburgh, Layne was a two-time All-NFL selection and was the league's scoring champion in 1956. His last-second touchdown pass won the 1953 NFL title game for the Detroit Lions.

**ERNE STAUTNER**

Defensive Tackle (1950-63) **ELECTED:** 1969

Ernie Stautner, considered one of the toughest players in league history by his teammates and opponents, was a nine-time Pro Bowl selection as he anchored Pittsburgh's defense for 14 seasons. He captured the NFL's Best Lineman Award in 1957 and was named all-league four times. Showing his gritty and hard-working attitude, Stautner missed just six games during his 14-year career despite having numerous broken ribs, shoulders, hands and a nose. The Steelers honored him by retiring his No. 70 jersey in 1964 following his retirement, and he became the first Steeler to have received that honor.

**JOE GREENE**

Defensive Tackle (1969-81) **ELECTED:** 1987

The leader of the "Steel Curtain" defense during the 1970s, Joe Greene dominated the NFL during that decade and helped the Steelers to four Super Bowl victories. The team's No. 1 draft pick in 1969, Greene quickly became a presence in the league as he was named the NFL's Rookie of the Year and received the first of his 10 Pro Bowl invitations. He earned All-NFL honors five times and all-conference 11 straight years to begin his career. Greene was twice the league's Defensive Player of the Year and played a critical role in the Steelers' Super Bowl IX victory over the Minnesota Vikings with a pass interception and a fumble recovery. The Steelers retired Greene's No. 75 jersey during a halftime ceremony of the team's Nov. 2, 2014, game vs. Baltimore.

**JOHN HENRY JOHNSON**

Fullback (1960-65) **ELECTED:** 1987

Originally drafted by the Pittsburgh Steelers in 1953, John Henry Johnson spent his first eight years in the NFL outside of the Steel City. However, Johnson enjoyed his finest seasons with the Steelers. In both 1962 and 1964, Johnson became the first Steeler to eclipse the 1,000-yard rushing barrier. After retiring in 1966 from the Houston Oilers, Johnson's 6,803 career rushing yards ranked him fourth at the time among the NFL's all-time top ground gainers behind only Jim Brown, Jim Taylor and Joe Perry.

**JACK HAM**

Linebacker (1971-82) **ELECTED:** 1988

Playing all 12 seasons of his NFL career with the Pittsburgh Steelers, Jack Ham earned All-Pro or All-AFC honors in seven consecutive seasons (1973-79). He also was selected to play in eight straight Pro Bowls and was named the Football News Defensive Player of the Year in 1975. Ham won the starting linebacker job as a rookie and never looked back, playing in five AFC Championship games and three Super Bowls (sat out Super Bowl XIV due to injuries). His interception return against Oakland in the 1974 AFC Championship game that set up the Steelers' go-ahead touchdown, giving the team its first ever championship victory and a berth in Super Bowl IX.

Steelers in the Hall of Fame

**MEL BLOUNT**

Cornerback (1970-83) **ELECTED:** 1989

Melvin Cornell Blount, the Steelers' third-round pick in 1970, had superior size, speed, strength and intelligence. His physical style of play is widely credited for changing NFL pass defense rules. Blount played 14 seasons and 200 regular-season games in Pittsburgh and his 57 interceptions remain a Steelers record. Blount played in five Pro Bowls and was named an All-Pro four times and the NFL defensive MVP in 1975.

**TERRY BRADSHAW**

Quarterback (1970-83) **ELECTED:** 1989

Terry Paxton Bradshaw was the top-overall pick in the 1970 NFL Draft. Bradshaw led the Steelers to eight AFC Central division and four Super Bowl titles while calling his own plays. Bradshaw was named MVP in Super Bowls XIII and XIV and NFL MVP in 1978. Bradshaw finished his career with 27,989 yards passing and 212 touchdowns.

**FRANCO HARRIS**

Running Back (1972-83) **ELECTED:** 1990

Franco Harris is the Steelers' all-time leading rusher with 11,950 yards and all-time leader in rushing touchdowns (91). Harris, the Steelers' first-round pick in 1972, was a big power back who was on the receiving end of the "Immaculate Reception", which is widely recognized as the greatest play in NFL history. Harris was named Super Bowl IX MVP after rushing for a then-record 158 yards and a touchdown.

**JACK LAMBERT**

Linebacker (1974-84) **ELECTED:** 1990

John Harold Lambert was a two-time NFL Defensive Player of the Year, eight-time All-Pro and nine-time Pro-Bowler. He led the team in tackles in every season except his last, when he missed extensive action due to a severe toe injury that forced him to retire. Lambert, the Steelers' second-round draft pick in 1974, was noted for his vicious tackling and is recognized as the premier linebacker of his era.

**CHUCK NOLL**

Coach (1969-91) **ELECTED:** 1993

Charles Henry Noll was the first NFL head coach to win four Super Bowls. Noll won a team record 209 games in 23 seasons with the Steelers. He led the Steelers to their first ever postseason victories and was responsible for drafting 11 Pro Football Hall of Fame players.

**MIKE WEBSTER**

Center (1974-88) **ELECTED:** 1997

Michael Lewis Webster spent his first 15 NFL seasons in a Steelers uniform. Webster was the leader of one of the most dominant offensive lines of his era. He was very durable, missing only six games in his first 16 seasons while playing in 150 consecutive games. Webster was a seven-time All-Pro and played in nine Pro Bowls.

**LYNN SWANN**

Wide Receiver (1974-82) **ELECTED:** 2001

Lynn Curtis Swann was the Steelers' first-round draft pick in 1974. Swann filled the highlight reels with his graceful moves and leaping ability. Swann was at his best in the team's biggest games, and earned MVP honors for his performance in Super Bowl X when he caught four passes for 161 yards and a touchdown. Swann finished his career with 336 receptions for 5,462 yards and 51 touchdowns.

Steelers in the Hall of Fame



JOHN STALLWORTH

Wide Receiver (1974-87) **ELECTED:** 2002

Johnny Lee Stallworth was the Steelers' fourth-round draft pick in 1974. He had 12 postseason touchdown catches and 17-consecutive postseason games with a reception. Stallworth set Super Bowl records for career average-per-catch (24.4 yards) and for single-game average (40.3), set in Super Bowl XIV. A two-time team MVP Stallworth retired as the Steelers' all-time leader in receptions (537) yards (8,723) 100-yards receiving games (25) and receiving touchdowns (63).



ROD WOODSON

Cornerback (1987-96) **ELECTED:** 2009

Roderick Kevin Woodson was the Steelers' first-round draft pick in 1987. He was the 1993 NFL Defensive Player of the Year and a member of the NFL's 75th anniversary team. A three-time team MVP Woodson ranks fourth in team history with 38 interceptions. Woodson was selected to seven Pro Bowls, six AP All-Pro teams and was named to the 1990s All-Decade team. He returned five interceptions, two punts and two kickoffs for scores.



JACK BUTLER

Cornerback (1951-59) **ELECTED:** 2012

John Bradshaw Butler played in 103 games as a cornerback for the Pittsburgh Steelers and was selected to the NFL's All-Decade Team of the 1950s. When he retired, Butler ranked as the NFL's second all-time leader with 52 career interceptions. The Pittsburgh native registered 827 return yards on interceptions, returning four for touchdowns. Butler also returned one fumble for a touchdown. Despite recording 25 interceptions in his first four seasons, Butler was not selected to his first of four career Pro Bowls until 1955. A season later he was named second-team All-NFL and would go on to earn first-team All-NFL honors in each of the following three seasons.



DERMONTTI DAWSON

Center (1988-2000) **ELECTED:** 2012

Dermontti Fara Dawson was a second-round draft pick by the Steelers in 1988 and played guard as a rookie before replacing Hall of Famer Mike Webster at center in 1989. Dawson started for the majority of a 13-year career that saw him play in 184 games during the regular season, including 170 consecutive, the third longest streak in franchise history. He was named to seven consecutive Pro Bowls (1993-99), was a first team All-Pro for six straight years (1993-98) and was named to the NFL's All-Decade Team of the 1990s. During Dawson's 13-year career, which ties for the third-most seasons played in franchise history, he helped the Steelers win five division titles, appear in three AFC Championships and one Super Bowl, and record a winning record nine times.



JEROME BETTIS

Running Back (1996-2005) **ELECTED:** 2015

Jerome Abram Bettis, Sr., "The Bus" was traded to the Steelers from the St. Louis Rams prior to the start of the 1996 season. He played in 192 regular-season games in his 13-year career, registering the sixth-most rushing yards (13,662) in NFL history. He eclipsed the 100-yard mark 61 times in the regular season and three times in the postseason. Bettis scored 78 rushing touchdowns as a Steeler, the second-most in franchise history. His career accolades include six Pro Bowls, first-team All-Pro twice, second-team All-Pro once and he was named the NFL's Comeback Player of the Year in 1996. He ended his career with a victory in his hometown of Detroit, Mich., as the Steelers captured their fifth Lombardi trophy in Super Bowl XL.



KEVIN GREENE

Linebacker (1993-95) **ELECTED:** 2016

Prior to the start of the 1993 season, the Steelers signed free agent Kevin Greene, who would play three seasons for Pittsburgh. As a Steeler, Greene recorded 35.5 sacks from 1993-95, which are the second-most sacks in any three-year span in team history. In his 15-year NFL career, Greene totaled 160 sacks, 26 fumble recoveries, five interceptions, and recorded three safeties. His 160 sacks still rank third all-time in NFL history. Greene was a three-time first-team All-Pro (1989, 1994 and 1996) and a five-time Pro Bowler (1989, 1994-96 and 1998). He was also named to the NFL's All-Decade Team of the 1990s.

Steelers in the Hall of Fame

**BILL COWHER**Head Coach (1992-2006) **ELECTED:** 2020

William Laird Cowher served as the head coach for the Pittsburgh Steelers for 15 seasons. He led the team to 10 playoff appearances including eight division championships and two Super Bowls – capturing one Lombardi Trophy when the Steelers defeated the Seattle Seahawks 21-10 in Super Bowl XL. Cowher had an overall career record of 161-99-1 with a remarkable winning percentage of .619.

**TROY POLAMALU**Safety (2003-14) **ELECTED:** 2020

Troy Polamalu played his entire 12-year NFL career (2003-14) with Pittsburgh. He was selected by the Steelers with the 16th overall pick of the 2003 NFL Draft. A two-time Super Bowl champion (XL and XLIII), Polamalu also was a four-time first team All-Pro selection, a two-time second team All-Pro selection, the 2010 NFL Defensive Player of the Year, an eight-time Pro Bowler and a member of both the NFL 2000s All-Decade Team and Steelers All-Time Team. Polamalu, the 16th safety inducted into the Pro Football Hall of Fame, redefined the way the position was played. His career totals include 12.0 sacks, 32 interceptions, 13 forced fumbles and seven fumble recoveries during the regular season, and his post-season numbers include one half-sack and three interceptions, one of which he returned for a touchdown.

**DONNIE SHELL**Safety (1974-87) **ELECTED:** 2020

Donnie Shell intercepted at least one pass in each of his 14 seasons with the Steelers. His 51 interceptions made him the first strong safety in the history of the National Football League to surpass the 50-interception mark. Shell was named to the first of his five consecutive Pro Bowl teams following the 1978 season. He was also named first- or second-team All-Pro five times ('78-'82). In '80, Shell led all Steelers defenders with a career-high seven interceptions and was named the team's MVP. In '84, he duplicated his team- and career-best seven-interception effort. Shell led or shared the lead in interceptions five out of seven years. Shell led the team in tackles in both 1982 and '84, and was the leading tackler in the Steelers secondary for six straight years (1981-86). His 51 career interceptions rank him third in Steelers history, behind Hall of Famers Mel Blount (57) and Jack Butler (52), and his 19 opponent fumble recoveries are just behind Hall of Famer Jack Ham (21) as a second-best performance by a Steeler.

Notes: Other Hall of Famers who spent part of their careers with the Steelers include: **Tony Dungy** (Player 1977-78, Coach 1981-88, elected 2016), **Cal Hubbard** (Player 1936, elected 1963), **Marion Motley** (Player 1955, elected 1968), **Earle (Greasy) Neale** (Coach 1943, elected 1969), **Bill Hewitt** (Player 1943, elected 1971), **Len Dawson** (Player 1957-1959, elected 1987) and **Dick LeBeau** (Coached from 1992-1996, 2004-14, elected 2010).

Steelers Hall of Honor




HALL OF HONOR

The Pittsburgh Steelers **Hall of Honor**, established with its inaugural class of 27 members in 2017, is comprised of former players, coaches, and front office personnel who were integral in creating and sustaining the franchise's success dating back to when the team was founded in 1933.

In 2019, the Steelers added their third class, inducting Larry Brown, Bill Cowher, Elbie Nickel and Hines Ward.

Each Hall of Honor inductee receives a replica of a solid steel football, which replicates the original that was given to Steelers' founder Art Rooney Sr. by the United States Steel Corporation and United Steel Workers in 1982 on the occasion of the team's 50th Season. They will be part of a display to be located inside the FedEx Great Hall at Heinz Field.



HALL OF HONOR INDUCTEES

Jerome Bettis	2017	Walt Kiesling	2017
Rocky Bleier	2018	Jack Lambert	2017
Mel Blount	2017	Bobby Layne	2017
Terry Bradshaw	2017	John McNally	2017
Larry Brown	2019	Elbie Nickel	2019
Jack Butler	2017	Bill Nunn	2017
Bill Cowher	2019	Chuck Noll	2017
Buddy Dial	2018	Art Rooney, Jr.	2018
Dermontti Dawson	2017	Arthur J. Rooney, Sr.	2017
Bill Dudley	2017	Daniel M. Rooney	2017
Alan Faneca	2018	Andy Russell	2017
Joe Greene	2017	Donnie Shell	2017
Kevin Greene	2017	John Stallworth	2017
L.C. Greenwood	2017	Ernie Stautner	2017
Jack Ham	2017	Lynn Swann	2017
Franco Harris	2017	Hines Ward	2017
Dick Hoak	2017	Mike Webster	2017
John Henry Johnson	2017	Rod Woodson	2017

The following are the guidelines for eligibility to be considered for the Steelers' Hall of Honor:

Former Players:

- Retired for at least three seasons
- Must have played for the Steelers for a minimum of three seasons
- Should possess noteworthy career highlights, records, and achievements

Former Coaches and Contributors:

- Significant contributions to the team and community

Steelers All-Time Uniforms



1933



1934



1943



1954



1960



1963



1967



Steelers All-Time Uniforms

MEDIA INFORMATION

FOOTBALL STAFF

2020 PLAYERS

2019 IN REVIEW

STEELERS HISTORY

RECORDS



Steelers Postseason Experience

STEELERS WITH POSTSEASON EXPERIENCE AS STEELERS (20)

21 games	(1)	QB Ben Roethlisberger
7 games	(4)	G David DeCastro, C Maurkice Pouncey, DE Stephon Tuitt, LB Vince Williams
6 games	(5)	P Jordan Berry, K Chris Boswell, LB Bud Dupree, DT Daniel McCullers, OT Alejandro Villanueva
5 games	(1)	DT Cameron Heyward
3 games	(1)	S Jordan Dangerfield
1 game	(8)	DE Tyson Alualu, LS Kameron Canaday, CB Joe Haden, CB Mike Hilton, TE Vance McDonald, WR JuJu Smith-Schuster, CB Cameron Sutton, LB T.J. Watt

STEELERS WITH POSTSEASON EXPERIENCE ON OTHER NFL TEAMS (5)

8 games	(1)	C/G Stefan Wisniewski (Philadelphia Eagles, Kansas City Chiefs)
4 games	(1)	TE Eric Ebron (Detroit Lions)
3 games	(2)	TE Vance McDonald (San Francisco 49ers)
2 games	(2)	FB Derek Watt (Los Angeles Chargers), DE Chris Wormley (Baltimore Ravens)

STEELERS WITH SUPER BOWL EXPERIENCE (3)

3 games	(1)	QB Ben Roethlisberger
2 games	(1)	C/G Stefan Wisniewski (Philadelphia Eagles, Kansas City Chiefs)



BUD
DUPREE

Notes: **C Maurkice Pouncey** (ankle) missed Super Bowl XLV and the 2011 AFC Wild Card Game, and he was on the team's Reserve/Injured List for the 2015 postseason (leg)...**DT Cameron Heyward** (pectoral) was on the team's Reserve/Injured List for the 2016 postseason....**RB James Conner** was on the team's Reserve/Injured List for the 2017 postseason....**LB Ryan Shazier** was on the team's Reserve/Injured List for the 2017 postseason.

Steelers in the Postseason (36-26)



YEAR	Record	Game	Date	Opponent	Attendance	Steelers	Opp.	Result
1947	8-4	Eastern Division Playoff	12/21/47	Philadelphia	35,729	0	21	L
1962	9-5	Playoff Bowl	1/6/63	Detroit	36,284	10	17	L
1972	● 11-3	AFC Divisional Playoff	12/23/72	Oakland	50,327	13	7	W
		AFC Championship	12/31/72	Miami	50,845	17	21	L
1973	10-4	AFC Divisional Playoff	12/22/73	at Oakland	52,646	14	33	L
1974	● ● 10-3-1	AFC Divisional Playoff	12/22/74	Buffalo	49,841	32	14	W
		AFC Championship	12/29/74	at Oakland	53,800	24	13	W
		Super Bowl IX	1/12/75	Minnesota	80,997	16	6	W
1975	● ● 12-2	AFC Divisional Playoff	12/27/75	Baltimore	49,557	28	10	W
		AFC Championship	1/4/76	Oakland	50,609	16	10	W
		Super Bowl X	1/18/76	Dallas	80,187	21	17	W
1976	● 10-4	AFC Divisional Playoff	12/19/76	at Baltimore	59,296	40	14	W
		AFC Championship	12/26/76	at Oakland	53,821	7	24	L
1977	● 9-5	AFC Divisional Playoff	12/24/77	at Denver	75,059	21	34	L
1978	● ● 14-2	AFC Divisional Playoff	12/30/78	Denver	50,230	33	10	W
		AFC Championship	1/7/79	Houston	50,725	34	5	W
		Super Bowl XIII	1/21/79	Dallas	79,484	35	31	W
1979	● ● 12-4	AFC Divisional Playoff	12/30/79	Miami	50,214	34	14	W
		AFC Championship	1/6/80	Houston	50,475	27	13	W
		Super Bowl XIV	1/20/80	L.A. Rams	103,985	31	19	W
1982	6-3	AFC Tournament	1/9/83	San Diego	53,546	28	31	L
1983	● 10-6	AFC Divisional Playoff	1/1/84	at L.A. Raiders	90,380	10	38	L
1984	● 9-7	AFC Divisional Playoff	12/30/84	at Denver	74,981	24	17	W
		AFC Championship	1/6/85	at Miami	76,029	28	45	L
1989	9-7	AFC Wild Card Game	12/31/89	at Houston	58,306	26	23	W (OT)
		AFC Divisional Playoff	1/7/90	at Denver	75,868	23	24	L
1992	● 11-5	AFC Divisional Playoff	1/9/93	Buffalo	60,407	3	24	L
1993	9-7	AFC Wild Card Game	1/8/94	at Kansas City	75,868	24	27	L (OT)
1994	● 12-4	AFC Divisional Playoff	1/7/95	Cleveland	58,185	29	9	W
		AFC Championship	1/15/95	San Diego	61,545	13	17	L

● AFC Central Champion ● AFC Champion

Steelers in the Postseason (36-26)

YEAR	Record	Game	Date	Opponent	Attendance	Steelers	Opp.	Result
1995	● 11-5	AFC Divisional Playoff	1/6/96	Buffalo	50,072	40	21	W
		AFC Championship	1/14/96	Indianapolis	61,062	20	16	W
		Super Bowl XXX	1/28/96	Dallas	76,347	17	27	L
1996	● 10-6	AFC Wild Card Game	12/29/96	Indianapolis	58,078	42	14	W
		AFC Divisional Playoff	1/5/97	at New England	60,188	3	28	L
1997	● 11-5	AFC Divisional Playoff	1/3/98	New England	61,228	7	6	W
		AFC Championship	1/11/98	Denver	61,382	21	24	L
2001	● 13-3	AFC Divisional Playoff	1/20/02	Baltimore	63,976	27	10	W
		AFC Championship	1/27/02	New England	64,704	17	24	L
2002	● 10-5-1	AFC Wild Card Game	1/5/03	Cleveland	62,595	36	33	W
		AFC Divisional Playoff	1/11/03	at Tennessee	68,809	31	34	L (OT)
2004	● 15-1	AFC Divisional Playoff	1/15/05	N.Y. Jets	64,915	20	17	W (OT)
		AFC Championship	1/23/05	New England	65,242	27	41	L
2005	● 11-5	AFC Wild Card Game	1/8/06	at Cincinnati	65,870	31	17	W
		AFC Divisional Playoff	1/15/06	at Indianapolis	57,449	21	18	W
		AFC Championship	1/22/06	at Denver	76,174	34	17	W
		Super Bowl XL	2/5/06	Seattle	68,206	21	10	W
2007	● 10-6	AFC Wild Card Game	1/5/08	Jacksonville	63,629	29	31	L
2008	● 12-4	AFC Divisional Game	1/11/09	San Diego	63,899	35	24	W
		AFC Championship Game	1/18/09	Baltimore	65,350	23	14	W
		Super Bowl XLIII	2/1/09	Arizona	70,774	27	23	W
2010	● 12-4	AFC Divisional Playoff	1/15/11	Baltimore	64,879	31	24	W
		AFC Championship Game	1/23/11	N.Y. Jets	66,662	24	19	W
		Super Bowl XLV	2/6/11	Green Bay	103,219	25	31	L
2011	12-4	AFC Wild Card Game	1/8/12	at Denver	75,970	23	29	L (OT)
2014	● 11-5	AFC Wild Card Game	1/3/15	Baltimore	62,780	17	30	L
		AFC Divisional Playoff	1/9/16	at Cincinnati	63,257	18	16	W
2016	● 11-5	AFC Wild Card	1/8/17	Miami	62,726	30	12	W
		AFC Divisional Playoff	1/15/17	at Kansas City	75,678	18	16	W
2017	● 13-3	AFC Championship	1/22/17	at New England	66,829	17	36	L
		AFC Divisional Playoff	1/14/18	Jacksonville	64,524	42	45	L

● AFC Central Champion ● AFC Champion ● AFC North Champion

Steelers Longest Plays

LONGEST RUNS FROM SCRIMMAGE

97t	Bobby Gage (12/4/49 at Chicago Bears)
87t	John Henry Johnson (12/11/60 vs. Philadelphia)
85t	John Fuqua (12/20/70 at Philadelphia)
81	Le'Veon Bell (9/21/14 at Carolina)
80t	Willie Parker (12/24/05 at Cleveland)
80t	Kordell Stewart (12/22/96 at Carolina)
77t	Dick Hoak (10/20/68 vs. New Orleans)
76	Jonathan Dwyer (10/9/11 vs. Tennessee)
76	Willie Parker (11/12/06 vs. New Orleans)
75t*	Willie Parker (2/5/06 vs. Seattle)
75t	Franco Harris (11/19/72 at Cleveland)
75	Sidney Thornton (9/23/79 vs. Baltimore)
75	Buist Warren (11/11/45 vs. Chicago Cardinals)

LONGEST PASS PLAYS

97t	Ben Roethlisberger to Juju Smith-Schuster (11/25/18 at Denver)
97t	Ben Roethlisberger to Juju Smith-Schuster (10/29/17 at Detroit)
95t	Ben Roethlisberger to Mike Wallace (10/23/11 at Arizona)
94t	Ben Roethlisberger to Martavis Bryant (12/7/14 at Cincinnati)
90t	Kordell Stewart to Bobby Shaw (12/16/01 at Baltimore)
90	Bubby Brister to Dwight Stone (10/14/90 at Denver)
90t	Terry Bradshaw to Mark Malone (11/8/81 at Seattle)
89t	Neil O'Donnell to Dwight Stone (9/1/91 vs. San Diego)
89t	Bubby Brister to Louis Lipps (11/13/88 vs. Philadelphia)
88t	Landry Jones to Martavis Bryant (10/18/15 vs. Arizona)
88t	Rudy Bukich to Buddy Dial (10/22/61 vs. Cleveland)
87t	Charlie Batch to Heath Miller (9/7/06 vs. Miami)
87t	Terry Bradshaw to Dave Smith (12/6/70 vs. Green Bay)
87t	Bill Nelsen to Gary Ballman (11/28/65 vs. Cleveland)
85t	Ben Roethlisberger to Hines Ward (9/25/05 vs. New England)
84t	Mike Tomczak to Charles Johnson (12/24/94 at San Diego)
84t	Ron Smith to Roy Jefferson (9/18/66 vs. Detroit)
83	Ben Roethlisberger to Santonio Holmes (12/20/07 at St. Louis)
82t	Ben Roethlisberger to Mike Wallace (10/11/12 at Tennessee)
81t	Ben Roethlisberger to Mike Wallace (9/25/11 at Indianapolis)
81t	Josh Miller to Chris Hope (12/28/03 at Baltimore)
81t	Terry Bradshaw to Ron Shanklin (11/29/70 vs. Cleveland)
80t	Ben Roethlisberger to Martavis Bryant (11/9/14 at N.Y. Jets)
80t	Bubby Brister to Louis Lipps (12/4/88 at Houston)
80t	Bubby Brister to Louis Lipps (9/11/88 at Washington)
80t	David Woodley to Louis Lipps (9/2/84 vs. Kansas City)
80t	Merlyn Condit to Bill Dudley (10/27/46 at Boston)

LONGEST PUNTS

82	Joe Geri (11/20/49 at Green Bay)
79	Jordan Berry (10/18/15 vs. Arizona)
79	Drew Butler (12/9/12 vs. San Diego)
75	Bobby Joe Green (1960)
	Josh Miller (12/2/99 at Jacksonville)
74	Brad Wing (12/7/14 at Cincinnati)
	Craig Colquitt (12/7/81 at Oakland)
	Bob Cifers (1947)
73	Josh Miller (9/20/98 at Miami)
72	Josh Miller (11/30/03 vs. Cincinnati)
	Josh Miller (10/26/97 vs. Jacksonville)

LONGEST PUNT RETURNS

90	Brady Keys (9/20/64 vs. N.Y. Giants)
85t	Diontae Johnson (12/8/19 at Arizona)
84t	Antwaan Randle El (10/26/03 vs. St. Louis)
82	Brady Keys (9/22/63 vs. N.Y. Giants)
81t	Antwaan Randle El (1/1/06 vs. Detroit)
80t	Rod Woodson (10/25/92 at Kansas City)
80t	Roy Jefferson (11/10/68 at St. Louis)
76t	Louis Lipps (11/19/84 at New Orleans)
72	Antwaan Randle El (12/18/05 at Minnesota)
72t	Antwaan Randle El (10/16/05 vs. Jacksonville)
72t	Andre Hastings (9/10/95 at Houston)

LONGEST KICKOFF RETURNS

101t	Don McCall (11/23/69 at Minnesota)
99t	Antwaan Randle El (10/13/02 at Cincinnati)
98t	Allen Rossom (9/23/07 vs. San Francisco)
98t	Will Blackwell (12/24/00 at San Diego)
97t	Will Blackwell (10/5/97 at Baltimore)
96t	Juju Smith-Schuster (12/31/17 vs. Cleveland)
96t	Billy Wells (10/13/57 vs. Chicago Cardinals)
95t	Larry Anderson (10/15/78 at Cleveland)
94t	Mike Collier (10/26/75 at Green Bay)
93t	Jim Butler (10/30/66 at Dallas)
93t	Lynn Chandnois (10/3/53 vs. N.Y. Giants)
93t	Lynn Chandnois (10/12/52 at Philadelphia)

LONGEST INTERCEPTION RETURNS

100t*	Martin Harrison (2/1/09 vs. Arizona)
99t	James Kottler (9/27/33 vs. Chicago Cardinals)
96t	Minkah Fitzpatrick (11/3/19 vs. Indianapolis)
91	Jack Hinkle (10/9/43 vs. N.Y. Giants)
89	Lawrence Timmons (11/30/08 at New England)
86t	Glen Edwards (9/30/73 at Houston)
84	Joey Porter (9/15/02 vs. Oakland)
82t	Keyaron Fox (10/25/09 vs. Minnesota)
82t	Jim Bradshaw (10/24/65 at Philadelphia)
82t	Tony Compagno (11/7/48 vs. Green Bay)
81t	Russ Craft (10/17/54 vs. Cleveland)
80t	Bill Dudley (11/3/46 vs. Washington)

LONGEST FIELD GOALS

55	Kris Brown (10/14/01 at Kansas City)
	Gary Anderson (11/25/84 vs. San Diego)
54	Gary Anderson (12/8/91 at Houston)
53	Chris Boswell (11/26/17 vs. Green Bay)
	Shaun Suisham (11/9/14 at N.Y. Jets)
	Jeff Reed (11/8/10 at Cincinnati)
	Jeff Reed (9/21/08 at Philadelphia)
	Gary Anderson (10/21/84 at Indianapolis)
52	Chris Boswell (12/10/17 vs. Baltimore)
	Shaun Suisham (10/11/12 at Tennessee)
	Jeff Reed (9/12/10 vs. Atlanta)
	Kris Brown (9/30/01 at Buffalo)
	Kris Brown (12/11/00 vs. Philadelphia)
	Norm Johnson (11/9/97 vs. Baltimore)
	Gary Anderson (11/13/88 vs. Philadelphia)
	Gary Anderson (11/22/87 at Cincinnati)
	Gary Anderson (11/17/85 at Houston)

LONGEST FUMBLE RETURNS

102t	Travis Davis (12/26/99 vs. Carolina)
94t	Greg Best (10/16/83 vs. Cleveland)

LONGEST BLOCKED KICK RETURNS

83t	Dale Dodrill (12/14/52 at L.A. Rams)
-----	--------------------------------------

* Playoff Game

Steelers Opponent Longest Plays

LONGEST RUNS FROM SCRIMMAGE

94t	O.J. Simpson (10/29/72 at Buffalo)
93t	Terrelle Pryor (10/27/13 at Oakland)
90t	Lenoard Fournette (10/8/17 vs. Jacksonville)
88t	O.J. Simpson (9/28/75 vs. Buffalo)
88t	Parker Hall (10/29/39 vs. Cleveland Rams)
82t	Derrick Alexander (12/18/99 vs. Kansas City)
79t	Ollie Matson (11/25/56 vs. Chicago Cardinals)
78t	Kevan Barlow (11/17/03 at San Francisco)
78t*	Curtis Martin (1/5/97 at New England)
77t	Greg Bell (12/15/85 vs. Buffalo)
72t	Javon Walker (11/5/06 vs. Denver)
67	Isaiah Crowell (1/1/17 vs Cleveland)
65t	James Brooks (10/8/89 vs. Cincinnati)
65	Joe Morris (12/21/85 at N.Y. Giants)

LONGEST PASS PLAYS

99t	Frank Filchock to Andy Farkas (10/15/39 vs. Washington Football Team)
98t	Earl Morrall to Homer Jones (9/11/66 vs. N.Y. Giants)
96t	Frank Ryan to Ollie Matson (10/1/61 vs. Cleveland Rams)
95t	Joe Flacco to Mike Wallace (11/6/16 at Baltimore)
88t	Steve Beuerlein to Patrick Jeffers (12/26/99 vs. Carolina)
88t	Dave Ryan to John Greene (11/10/46 at Detroit)
87t	Norm Snead to Timmy Brown (10/4/64 at Philadelphia)
86t	Drew Bledsoe to Terry Glenn (12/6/98 vs. New England)
86t	Boomer Esiason to Eddie Brown (11/6/88 at Cincinnati)
86t	Bob Griese to Paul Warfield (11/14/71 at Miami)
84t	Greg Landry to Ron Jessie (9/16/73 vs. Detroit)
83*	Kelly Holcomb to Kevin Johnson (1/5/03 vs. Cleveland)
83t	Dak Prescott to Ezekiel Elliott (11/13/16 vs. Dallas)
83t	Aaron Rodgers to Greg Lewis (12/30/09 vs. Green Bay)
82t	Len Dawson to Otis Taylor (10/18/71 at Kansas City)
81t	Andy Dalton to A.J. Green (12/7/14 at Cincinnati)
81t	Jack Trudeau to Jessie Hester (11/22/92 vs. Indianapolis)
81t	Tom Brady to Aaron Dobson (11/3/13 at New England)
80t	Russell Wilson to Doug Baldwin (11/29/15 at Seattle)
80t	Zach Mettenberger to Nate Washington (11/17/14 at Tennessee)
80t*	Tim Tebow to Demaryius Thomas (1/8/12 at Denver)
80t	Peyton Manning to Marvin Harrison (11/28/05 at Indianapolis)
80t	Todd Bouman to Michael Bennett (12/2/01 vs. Minnesota)

LONGEST PUNTS

84	Harry Newsome (12/20/92 vs. Minnesota)
78	Craig Hentrich (1/2/00 vs. Tennessee)
71	Todd Sauerbrun (9/13/98 vs. Chicago)
69	Ryan Quigley (11/9/14 at N.Y. Jets)
	Greg Coleman (9/21/86 at Minnesota)
68	Dan Pastorini (11/9/75 vs. Houston)
67	Ryan Allen (9/10/15 at New England)
	Kevin Huber (12/12/10 vs. Cincinnati)
	Kyle Larson (9/24/06 vs. Cincinnati)
66	Brandon Fields (10/24/10 at Miami)
	Andy Lee (9/23/07 vs. San Francisco)
	Darren Bennett (10/1/95 vs. San Diego)
65	Brad Nortman (9/21/14 at Carolina)
	Bryan Barker (10/1/00 at Jacksonville)
	Louie Aguiar (9/13/92 vs. N.Y. Jets)
	Lee Johnson (11/17/85 at Houston)
	Jerrel Wilson (11/12/72 vs. Kansas City)

LONGEST PUNT RETURNS

96t	Bill Dudley (12/3/50 vs. Washington)
94t	Charlie Rogers (9/26/99 vs. Seattle)
91t	Eric Metcalf (10/24/93 at Cleveland)
90t	Bob Hayes (12/8/68 at Dallas)
87t	Dennis Northcutt (11/2/02 at Cleveland)
87t	Tommy Vigorito (9/10/81 at Miami)
87t	Rick Upchurch (11/6/77 at Denver)
81t	Robbie Martin (11/24/83 at Detroit)
75t*	Santana Moss (1/15/05 vs. N.Y. Jets)

* Playoff Game

LONGEST KICKOFF RETURNS

108t	Jacoby Jones (11/12/14 vs. Baltimore)
103t	Gayle Sayers (9/17/67 vs. Chicago)
100t	Joshua Cribbs (11/11/07 vs. Cleveland)
100t	Dante Hall (9/14/03 at Kansas City)
100t	Gerald McNeil (10/5/86 vs. Cleveland)
100t	Larry Krause (12/6/70 vs. Green Bay)
99t	Gaston Green (10/29/90 vs. L.A. Rams)
98t	Joshua Cribbs (10/18/09 vs. Cleveland)
98t	Ned Mathews (11/21/43 vs. Detroit)
97t	Brad Smith (12/19/10 vs. N.Y. Jets)
97t	Jamaal Charles (11/22/09 at Kansas City)
97t	Brian Mitchell (9/7/97 vs. Washington)
97t	Tony Smith (9/27/93 at Atlanta)
97t	Boyce Green (12/21/86 at Kansas City)
97t	JoJo Townsend (12/13/86 at N.Y. Jets)
97t	Bobby Humphrey (9/6/84 at N.Y. Jets)
97t	Carl Roaches (9/18/83 at Houston)

LONGEST INTERCEPTION RETURNS

100t	Chris Carr (10/29/06 at Oakland)
97t	Darryl Williams (11/7/93 at Cincinnati)
95t	Don Doll (10/8/49 vs. Detroit)
94t	Irv Cross (1/25/64 at Philadelphia)
94	Andy Studebaker (11/22/09 at Kansas City)
92t	Leo Sanford (9/26/55 vs. Chicago Cardinals)
91t	Hai Van Every (11/23/41 vs. Green Bay)
90t	Bob "Tulsa" Smith (11/9/52 vs. Detroit)
87	Joe Blahak (12/9/73 vs. Houston)
83t	Michael Griffin (12/21/08 at Tennessee)
83t	Don Perkins (10/8/44 vs. Green Bay)
77t	Mike Brim (9/13/92 vs. N.Y. Jets)
77t	Woodrow Lowe (11/25/79 at San Diego)
77t	Paul Krause (11/23/69 at Minnesota)
75t	Dayton McCutcheon (10/5/03 vs. Cleveland)
75t	Brian Washington (10/2/88 vs. Cleveland)
75t*	Vernon Perry (1/6/80 vs. Houston)
75t	George Sauer (11/24/35 vs. Green Bay)

LONGEST FIELD GOALS

54	Sam Ficken (12/22/19 at N.Y. Jets)
54	Josh Lambo (10/12/15 at San Diego)
	Blair Walsh (9/29/13 vs. Minnesota [London])
	Tony Zendejas (9/12/93 at L.A. Rams)
53	Dan Bailey (11/13/16 vs Dallas)
	Mike Hollis (10/8/95 at Jacksonville)
	Sam Baker (12/18/63 at Dallas)
52	Justin Tucker (10/1/15 vs. Baltimore)
	Jeff Wilkins (12/20/07 at St. Louis)
	Richie Cunningham (8/31/97 vs. Dallas)
	Mike Hollis (9/1/96 at Jacksonville)
	Steve Christie (11/14/94 vs. Buffalo)
	Eddie Murray (10/25/92 at Kansas City)
	Pat Leahy (9/6/84 at N.Y. Jets)
	Grant Guthrie (10/11/70 vs. Buffalo)
	Dan Bailey (11/13/16 vs. Dallas)

LONGEST FUMBLE RETURNS

89t	Don Paul (11/10/57 at Cleveland)
88t	Keith McKenzie (11/9/98 vs. Green Bay)
78t	Quentin Coryatt (9/18/94 vs. Indianapolis)
72t	Wendell Harris (9/11/66 vs. N.Y. Giants)
70t	Al Smith (12/8/91 at Houston)
70t	Barney Bussey (11/18/90 at Cincinnati)
65t	Thomas Howard (9/6/81 vs. Kansas City)

LONGEST BLOCKED KICK RETURNS

78t	Lloyd Burruss (12/21/86 vs. Kansas City)
58t	Chris Hudson (9/22/97 at Jacksonville)

Steelers History (Coldest/Warmest Games, Records at Heinz Field)

STEELERS COLDEST GAMES

Date	Team	W-L	Score	Temp.
Sun., Dec. 10, 1977	at Cincinnati	L	17-10	2°
Sun., Dec. 17, 1989	New England	W	28-10	5°
Sun., Dec. 31, 2017	Cleveland	W	28-24	11°
Sun., Jan. 23, 2005*	New England	L	41-27	11°
Thurs., Dec. 10, 2009	at Cleveland	L	13-6	15°
Sun., Jan. 4, 1976*	Oakland	W	16-10	16°
Sun., Jan. 8, 2017	Miami	W	30-12	17°
Sun., Jan. 23, 2011*	N.Y. Jets	W	24-19	17°
Sun., Jan. 14, 2018*	Jacksonville	L	45-42	18°
Sun., Nov. 24, 2013	at Cleveland	W	27-11	20°
Thurs., Dec. 7, 2006	Cleveland	W	27-7	20°
Sun., Dec. 30, 2001	at Cincinnati	L	26-23 (OT)	20°
Sun., Dec. 18, 1983	at Cleveland	L	30-17	20°
Sun., Jan. 20, 2002*	Baltimore	W	27-10	21°
Sun., Dec. 7, 2008	Dallas	W	20-13	22°
Sun., Dec. 15, 1985	Buffalo	W	30-24	22°
Sun., Dec. 12, 1982	at Buffalo	L	13-0	22°
Sun., Jan. 6, 1980*	Houston	W	27-13	22°

* Playoff game

STEELERS WARMEST GAMES

Date	Team	W-L	Score	Temp.
Sun., Oct. 9, 1988	at Phoenix	L	31-14	94°
Mon., Oct. 12, 2015	at San Diego	W	24-20	93°
Sun., Sept. 20, 1992	at San Diego	W	23-6	92°
Sun., Sept. 6, 1998	at Baltimore	W	20-13	91°
Sun., Sept. 18, 1995	at Miami	L	23-10	91°
Sun., Sept. 18, 2005	at Houston	W	27-7	90°
Sun., Sept. 26, 2010	at Tampa Bay	W	38-13	90°

STEELERS RECORDS AT HEINZ FIELD

Overall Record

117-47-1 (Regular season: 109-42-1; Postseason: 8-5)

Steelers Biggest Wins-Worst Losses

Biggest Win: 38 points (45-7) (10/15/06 vs. Kansas City)

Worst Loss: 24 points (7-31) (12/24/06 vs. Baltimore)

Largest Regular-Season Crowd

Attendance: 68,574 ○ (12/17/17 vs. New England)

Largest Postseason Crowd

Attendance: 66,662 ○ (1/23/11 vs. N. Y. Jets)

Most Yards Passing

522 Ben Roethlisberger (10/26/14 vs. Indianapolis)

Most Touchdown Passes

6 Ben Roethlisberger (11/2/14 vs. Baltimore;
10/26/14 vs. Indianapolis)

Most Passes Completed

44 Ben Roethlisberger (12/10/17 vs. Baltimore)

Most Passing Attempts

66 Ben Roethlisberger (12/10/17 vs. Baltimore)

Longest Pass Play

88 Landry Jones to Martavis Bryant (10/18/15 vs. Arizona)

Most Receptions

17 Antonio Brown (11/18/15 vs. Oakland)

Most Yards Receiving

284 Antonio Brown (11/18/15 vs. Oakland)

Most Yards Receiving By An Opponent

196 John Brown (10/18/15 vs. Arizona)

Most Yards Rushing

223 Willie Parker (12/7/06 vs. Cleveland)

Most Yards Rushing By An Opponent

181 Leonard Fournette (10/8/17 vs. Jacksonville)

Most Rushing Attempts

37● Amos Zereoue (11/10/02 vs. Atlanta)

Longest Rushing Play

76 Jonathan Dwyer (10/9/11 vs. Tennessee)
Willie Parker (11/12/06 vs. New Orleans)

Most Quarterback Sacks (INDIVIDUAL)

3.5 James Harrison (11/5/07 vs. Baltimore)

Most Quarterback Sacks (TEAM)

8.0 9/30/19 vs. Cincinnati

Longest Fumble Return

77t LaMarr Woodley (10/25/09 vs. Minnesota)

Longest Interception Return

96 Minkah Fitzpatrick (11/3/19 vs. Indianapolis)

Longest Kickoff Return

98t Allen Rossum (9/23/07 vs. San Francisco)

Longest Kickoff Return for a TD

98t Allen Rossum (9/23/07 vs. San Francisco)

Longest Punt Return

85t Dontae Johnson (12/8/19 at Arizona Cardinals)

Longest Punt Return for a TD

85t Dontae Johnson (12/8/19 at Arizona Cardinals)

Longest Punt

79 Jordan Berry (10/18/15 vs. Arizona)
Drew Butler (12/9/12 vs. San Diego)

Longest Field Goal

53 Chris Boswell (11/26/17 vs. Green Bay)

Coldest Game

11° (12/31/17 vs. Cleveland)
11° ○ (1/23/05 vs. New England)
17° ○ (1/8/17 vs. Miami)
17° ○ (1/23/11 vs. N.Y. Jets)

● Overtime ○ Postseason ○ Heinz Field Attendance Record

Steelers History (Attendance, Records at Three Rivers Stadium)

STEELERS ATTENDANCE AT THREE RIVERS STADIUM

Year	Total	Average	Year	Total	Average
1970	318,698	(45,528)	1986	414,937	(51,867)
1971	323,812	(46,259)	1987	353,402	(50,486)
1972	340,549	(48,650)	1988	396,044	(49,506)
1973	377,640	(47,205)	1989	383,494	(47,937)
1974	325,457	(46,494)	1990	434,769	(54,346)
1975	341,205	(46,744)	1991	406,935	(50,867)
1976	330,620	(47,231)	1992	427,282	(53,410)
1977	337,156	(48,165)	1993	440,927	(55,116)
1978	380,258	(47,532)	1994	461,272	(57,659)
1979	391,931	(48,991)	1995	455,913	(56,989)
1980	424,106	(53,013)	1996	466,944	(58,368)
1981	420,964	(52,621)	1997	462,532	(57,817)
1982	208,890	(52,223)	1998	464,619	(58,077)
1983	462,587	(57,823)	1999	416,618	(52,077)
1984	447,288	(55,911)	2000	440,428	(55,053)
1985	436,069	(54,509)			



STEELERS RECORDS AT THREE RIVERS STADIUM

Overall Record

182-73 (Includes Regular & Postseason Games)

Steelers Biggest Wins-Worst Losses

Biggest Win: 42 points (45-3) (9/8/85 vs. Indianapolis)

Worst Loss: 51 points (0-51) (9/10/89 vs. Cleveland)

Largest Postseason Crowd

Attendance 61,545 (1/15/94 vs. San Diego)

Largest Regular Season Crowd

Attendance 60,808 (12/18/94 vs. Cleveland)

Most Yards Passing

374 Mark Malone (9/30/85 vs. Cincinnati)

Most Touchdown Passes

5 Mark Malone (9/8/85 vs. Indianapolis)

Most Passes Completed

30 Terry Bradshaw (11/25/79 vs. Cleveland)

Neil O'Donnell (10/19/95 vs. Cincinnati)

Most Passing Attempts

52 Neil O'Donnell (10/19/95 vs. Cincinnati)

Longest Pass Play

89t Neil O'Donnell to Dwight Stone (9/1/91 vs. San Diego)

Most Receptions

14 Courtney Hawkins (11/1/98 vs. Tennessee)

Most Yards Receiving

196 Yancey Thigpen (10/26/97 vs. Jacksonville)

Most Yards Receiving by an Opponent

258 Qadry Ismail (12/12/99 vs. Baltimore)

Most Yards Rushing

190 Barry Foster (9/13/92 vs. N.Y. Jets)

Most Yards Rushing by an Opponent

234 Fred Taylor (11/19/00 vs. Jacksonville)

Most Rushing Attempts

41 Franco Harris (10/17/76 vs. Cincinnati)

Longest Rushing Play

75 Sidney Thornton (9/23/79 vs. Baltimore)

Most Quarterback Sacks

4.5 Chad Brown (10/13/96 vs. Cincinnati)

L.C. Greenwood (11/25/79 vs. Cleveland)

Most Quarterback Sacks (Team)

10 (10/13/96 vs. Cincinnati)

Longest Fumble Return

102t Travis Davis (12/26/99 vs. Carolina)

Longest Kick Return

95t Larry Anderson (11/25/79 vs. Cleveland)

Longest Punt Return

67 John Stagger (9/26/71 vs. Cincinnati)

Longest Punt Return for a TD

53 Hank Poteat (12/16/00 vs. Washington)

Longest Punt

72 Josh Miller (10/26/97 vs. Jacksonville)

Longest Field Goal

55 Gary Anderson (11/25/84 vs. San Diego)

Coldest Game

5° (12/17/89 vs. New England)

Steelers History (Monday, Thursday, Saturday, Sunday Night)

STEELERS ON MONDAY NIGHT (Overall: 48-24, Home: 27-5, Away 21-19)

11/2/70	Cincinnati	21-10	[W]	11/13/95	Cleveland	20-3	[W]
10/18/71	at Kansas City	38-16	[L]	9/16/96	Buffalo	24-6	[W]
11/5/73	Washington	21-16	[W]	10/7/96	at Kansas City	17-7	[W]
12/3/73	at Miami	30-26	[L]	11/25/96	at Miami	24-17	[W]
10/28/74	Atlanta	24-17	[W]	9/22/97	at Jacksonville	30-21	[L]
11/25/74	at New Orleans	28-7	[W]	11/3/97	at Kansas City	13-10	[L]
11/24/75	at Houston	32-9	[W]	10/26/98	at Kansas City	20-13	[W]
10/4/76	at Minnesota	17-6	[L]	11/9/98	Green Bay	27-20	[W]
9/19/77	San Francisco	27-0	[W]	12/28/98	at Jacksonville	21-3	[L]
10/17/77	Cincinnati	20-14	[W]	10/25/99	Atlanta	13-9	[W]
10/23/78	Houston	24-17	[L]	10/29/01	Tennessee	34-7	[W]
11/27/78	at San Francisco	24-7	[W]	9/9/02	at New England	34-14	[L]
9/3/79	at New England	16-13	ot[W]	10/21/02	Indianapolis	28-10	[W]
10/22/79	Denver	42-7	[W]	12/23/02	at Tampa Bay	17-7	[W]
12/10/79	at Houston	20-17	[L]	11/17/03	at San Francisco	30-14	[L]
10/20/80	Oakland	45-34	[L]	10/10/05	at San Diego	24-22	[W]
12/22/80	at San Diego	26-17	[L]	10/31/05	Baltimore	20-19	[W]
10/26/81	Houston	26-13	[W]	11/28/05	at Indianapolis	26-7	[L]
12/7/81	at Oakland	30-27	[L]	9/18/06	at Jacksonville	9-0	[L]
9/13/82	at Dallas	36-28	[W]	11/5/07	Baltimore	38-7	[W]
10/10/83	at Cincinnati	24-14	[W]	11/26/07	Miami	3-0	[W]
10/1/84	Cincinnati	38-17	[W]	9/29/08	Baltimore	23-20	ot[W]
11/19/84	at New Orleans	27-24	[L]	11/3/08	at Washington	23-6	[W]
9/16/85	at Cleveland	17-7	[L]	11/9/09	at Denver	28-10	[W]
9/30/85	Cincinnati	37-24	[L]	11/8/10	at Cincinnati	27-21	[W]
9/15/86	Denver	21-10	[L]	12/19/11	at San Francisco	20-3	[L]
10/13/86	at Cincinnati	24-22	[L]	11/12/12	Kansas City	16-13	ot[W]
10/29/90	L.A. Rams	41-10	[W]	9/16/13	at Cincinnati	20-10	[L]
10/14/91	N.Y. Giants	23-20	[L]	10/20/14	Houston	30-23	[W]
10/19/92	Cincinnati	20-0	[W]	11/17/14	at Tennessee	27-24	[W]
9/27/93	at Atlanta	45-17	[W]	10/12/15	at San Diego	24-20	[W]
11/15/93	Buffalo	23-0	[W]	9/12/16	at Washington	38-16	[W]
12/13/93	at Miami	21-20	[W]	12/4/17	at Cincinnati	23-20	[W]
10/3/94	Houston	30-14	[W]	9/24/18	at Tampa Bay	30-27	[W]
11/14/94	Buffalo	23-10	[W]	9/30/19	Cincinnati	27-3	[W]
9/18/95	at Miami	23-10	[L]	10/28/19	Miami	27-14	[W]

MAURKICE
POUNCEY

10/28/19 vs. Miami

Steelers History (Monday, Thursday, Saturday, Sunday Night)

SUNDAY NIGHT [Overall: 28-24, Home: 13-10, Away 15-14]

11/12/78	at L.A. Rams	10-7	[L]
12/8/85	at San Diego	54-44	[L]
12/4/88	at Houston	37-34	[W]
9/16/90	Houston	20-9	[W]
11/18/90	at Cincinnati	27-3	[L]
12/30/90	at Houston	34-14	[L]
10/6/91	at Indianapolis	21-3	[W]
11/3/91	at Denver	20-13	[L]
10/25/92	at Kansas City	27-3	[W]
11/28/93	at Houston	23-3	[L]
10/30/94	at Arizona	20-17	ot[L]
10/12/97	Indianapolis	24-22	[W]
11/9/97	Baltimore	37-0	[W]
9/12/99	at Cleveland	43-0	[W]
11/19/00	Jacksonville	34-24	[L]
12/16/01	at Baltimore	26-21	[W]
9/15/02	Oakland	30-17	[L]
10/5/03	Cleveland	33-13	[L]
12/28/03	at Baltimore	13-10	ot[L]
9/26/04*	at Miami	13-3	[W]
12/5/04	at Jacksonville	17-16	[W]
11/13/05	Cleveland	34-21	[W]
10/8/06	at San Diego	23-13	[L]
10/21/07	at Denver	31-28	[L]
12/2/07	Cincinnati	24-10	[W]
9/14/08	at Cleveland	10-6	[W]
10/5/08	at Jacksonville	26-21	[W]
10/4/09	San Diego	38-28	[W]
11/29/09	at Baltimore	20-17	ot[L]
10/31/10	at New Orleans	20-10	[L]
11/14/10	New England	39-26	[L]
12/5/10	at Baltimore	13-10	[W]
9/25/11	at Indianapolis	23-20	[W]
11/6/11	Baltimore	23-20	[L]
11/27/11	at Kansas City	13-9	[W]
9/9/12	at Denver	31-19	[L]
10/21/12	at Cincinnati	24-17	[W]
11/18/12	Baltimore	13-10	[L]
9/22/13	Chicago	40-23	[L]
12/15/13	Cincinnati	30-20	[W]
9/21/14	at Carolina	37-19	[W]
11/2/14	Baltimore	43-23	[W]
12/28/14	Cincinnati	27-17	[W]
12/6/15	Indianapolis	45-10	[W]
10/12/16	Kansas City	43-14	[W]
10/29/17	at Detroit	20-15	[W]
11/26/17	Green Bay	31-28	[W]
12/10/17	Baltimore	39-38	[W]
9/30/18	Baltimore	26-14	[L]
12/2/18	L.A. Chargers	33-30	[L]
9/8/19	at New England	33-3	[L]
10/13/19	at L.A. Chargers	24-17	[W]
12/15/19	Buffalo	17-10	[L]

CHRISTMAS DAY [Overall: 2-0, Home: 1-0, Away 1-0]

12/25/16	Baltimore	31-27	[W]
12/25/17	at Houston	34-6	[W]

THANKSGIVING DAY [Overall: 2-6, Home: 0-0, Away 2-6]

11/23/39	at Philadelphia	17-14	[L]
11/28/40	at Philadelphia	7-0	[L]
11/23/50	at Chicago Cardinals	28-17	[W]
11/24/83	at Detroit	45-3	[L]
11/28/91	at Dallas	20-10	[L]
11/26/98	at Detroit	19-16	ot[L]
11/28/13	at Baltimore	22-20	[L]
11/24/16	at Indianapolis	28-7	[W]

THURSDAY NIGHT [Overall: 11-11, Home: 8-2, Away 3-9]

12/4/80	at Houston	6-0	[L]
9/10/81	at Miami	30-10	[L]
9/6/84	at N.Y. Jets	23-17	[W]
10/19/95	Cincinnati	27-9	[L]
12/2/99	at Jacksonville	20-6	[L]
9/7/06	Miami	28-17	[W]
12/7/06	Cleveland	27-7	[W]
12/20/07	at St. Louis	41-24	[W]
11/20/08	Cincinnati	27-10	[W]
9/10/09	Tennessee	13-10	ot[W]
12/10/09	at Cleveland	13-6	[L]
12/23/10	Carolina	27-3	[W]
12/8/11	Cleveland	14-3	[W]
10/11/12	at Tennessee	26-23	[L]
11/28/13	at Baltimore	22-20	[L]
9/11/14	at Baltimore	26-6	[L]
9/10/15	at New England	28-21	[L]
10/1/15	Baltimore	23-20	ot[L]
11/24/16	at Indianapolis	28-7	[W]
11/16/17	Tennessee	40-17	[W]
11/8/18	Carolina	52-21	[W]
11/14/19	at Cleveland	21-7	[L]

SATURDAY [Overall: 10-4, Home: 4-1, Away 6-3]

12/20/75	at L.A. Rams	10-3	[L]
12/9/78	Baltimore	35-13	[W]
12/16/78	at Denver	21-17	[W]
12/10/83	at N.Y. Jets	34-7	[W]
12/21/85	at N.Y. Giants	28-10	[L]
12/13/86	at N.Y. Jets	45-24	[W]
12/26/87	Cleveland	19-13	[L]
12/16/95	New England	41-27	[W]
12/13/97	at New England	24-21	ot[W]
12/18/99	at Kansas City	35-19	[L]
12/16/00	Washington	24-3	[W]
12/18/04	at N.Y. Giants	33-30	[W]
12/24/05	at Cleveland	41-0	[W]
12/24/11	St. Louis	27-0	[W]

* Not in record; game was originally scheduled as a 1 p.m. kickoff but changed to 8:30 p.m. due to weather.

Steelers Miscellaneous Records

STEELERS REGULAR-SEASON STREAKS

CONSECUTIVE VICTORIES

Overall	16	Sept. 26, 2004	-	Sept. 18, 2005
	11	Oct. 5, 1975	-	Dec. 13, 1975
	10	Oct. 17, 1976	-	Sept. 19, 1977
	9	Nov. 19, 1978	-	Sept. 23, 1979
	9	Nov. 20, 2016	-	Sept. 17, 2017
At Home	14	Oct. 29, 1978	-	Sept. 28, 1980
	13	Sept. 17, 1972	-	Nov. 5, 1973
	11	Oct. 29, 1995	-	Dec. 8, 1996
On Road	11	Sept. 26, 2004	-	Nov. 6, 2005
	9	Nov. 17, 1974	-	Nov. 30, 1975
	6	Sept. 30, 2001	-	Dec. 16, 2001
	6	Oct. 1, 2017	-	Current Entering 2018 Season
Start of Season	7	Sept. 3, 1978	-	Oct. 15, 1978
End of Season	14	Sept. 26, 2004	-	Jan. 2, 2005

CONSECUTIVE LOSSES

Overall	16	Sept. 28, 1969	-	Oct. 3, 1970
	13	Dec. 3, 1944	-	Nov. 18, 1945
At Home	11	Dec. 15, 1943	-	Nov. 4, 1945
	8	Sept. 16, 1934	-	Oct. 9, 1935
On Road	11	Dec. 8, 1968	-	Oct. 3, 1970
	8	Nov. 23, 1947	-	Dec. 12, 1948
Start of Season	10	Sept. 24, 1944	-	Dec. 3, 1944
End of Season	13	Sept. 28, 1969	-	Dec. 21, 1969

WHEN THE STEELERS RUSH FOR 200 YARDS (Since 1970 merger)

Year	200-Yd. Games	Reg. Season W-L	Postseason W-L
1970	1	0-1	—
1971	2	1-1	—
1972	7	6-1	0-0
1973	2	2-0	0-0
1974	7	4-0	3-0
1975	7	6-0	1-0
1976	10	9-0	1-0
1977	3	3-0	0-0
1978	2	2-0	0-0
1979	4	4-0	0-0
1980	0	0-0	—
1981	3	3-0	—
1982	2	2-0	0-0
1983	5	4-1	0-0
1984	1	1-0	0-0

JAMES CONNER



The Steelers longest regular-season winning streak began vs. the Miami Dolphins (9/26/04) and went all the way through the Houston Texans (9/18/05).



Year	200-Yd. Games	Reg. Season W-L	Postseason W-L
1985	2	2-0	—
1986	3	3-0	—
1987	3	3-0	—
1988	3	3-0	—
1989	1	1-0	0-0
1990	1	1-0	—
1991	0	0-0	—
1992	2	2-0	0-0
1993	3	3-0	0-0
1994	3	2-0	1-0
1995	0	0-0	0-0
1996	4	3-0	1-0
1997	2	2-0	0-0
1998	2	0-2	—
1999	2	2-0	—
2000	1	2-0	—
2001	7	7-0	0-0
2002	2	2-0	0-0
2003	0	0-0	—
2004	2	2-0	0-0
2005	3	3-0	0-0
2006	4	4-0	—
2007	2	2-0	0-0
2008	0	0-0	0-0
2009	1	1-0	—
2010	2	2-0	0-0
2011	0	0-0	0-0
2012	0	0-0	—
2013	0	0-0	—
2014	2	2-0	—
2015	0	0-0	—
2016	1	1-0	—
2017	0	0-0	—
2018	0	0-0	—
2019	0	0-0	—
TOTAL	115	102-6	7-0

Record in 1970s: **42-3**

Record in 1980s: **22-1**

Record in 1990s: **17-2**

Record in 2000s: **23-0**

Record in 2010s: **5-0**

*All records include postseason

Steelers History (Overtime, Year-by-Year Home/Away Records)



JAYLEN
SAMUELS

10/6/19 vs Baltimore

STEELERS IN OVERTIME (Overall: 24-21-3, Home: 13-4-1, Away: 11-17-2)

9/22/74	at Denver	35-35	[T]	9/29/02	Cleveland	16-13	[W]
9/24/78	Cleveland	15-9	[W]	11/10/02	Atlanta	34-34	[T]
9/3/79	at New England	16-13	[W]	1/11/03	at Tennessee *	34-31	[L]
11/25/79	Cleveland	33-30	[W]	12/28/03	at Baltimore	13-10	[L]
9/27/81	New England	27-21	[W]	1/15/05	N.Y. Jets *	20-17	[W]
9/19/82	Cincinnati	26-20	[W]	10/16/05	Jacksonville	23-17	[L]
12/2/84	at Houston	23-20	[L]	11/20/05	at Baltimore	16-13	[L]
9/28/86	at Houston	22-16	[W]	10/22/06	at Atlanta	41-38	[L]
11/23/86	at Cleveland	37-31	[L]	12/31/06	at Cincinnati	23-17	[W]
11/30/86	at Chicago	13-10	[L]	11/18/07	at N.Y. Jets	19-16	[L]
12/31/89	at Houston *	26-23	[W]	9/29/08	Baltimore	23-20	[W]
11/10/91	at Cincinnati	33-27	[W]	9/10/09	Tennessee	13-10	[W]
1/8/94	at Kansas City *	27-24	[L]	11/22/09	at Kansas City	27-24	[L]
10/30/94	at Arizona	20-17	[L]	11/29/09	at Baltimore	20-17	[L]
11/6/94	at Houston	12-9	[W]	9/12/10	Atlanta	15-9	[W]
11/20/94	Miami	16-13	[W]	11/28/10	at Buffalo	19-16	[W]
11/5/95	at Chicago	37-34	[W]	1/8/12	at Denver *	29-23	[L]
10/26/97	Jacksonville	23-17	[W]	11/12/12	Kansas City	16-13	[W]
11/30/97	at Arizona	26-20	[W]	12/16/12	at Dallas	27-24	[L]
12/13/97	at New England	24-21	[W]	10/1/15	Baltimore	23-20	[L]
11/26/98	at Detroit	19-16	[L]	1/1/17	Cleveland	27-24	[W]
11/12/00	Philadelphia	26-23	[L]	9/24/17	at Chicago	23-17	[L]
11/11/01	at Cleveland	15-12	[W]	9/9/18	at Cleveland	21-21	[T]
12/30/01	at Cincinnati	26-23	[L]	10/6/19	Baltimore	26-23	[L]

* Postseason

Steelers History (Overtime, Year-by-Year Home/Away Records)

STEELERS YEAR-BY-YEAR RECORD AT HOME (Since 1970)

Year	Pre-Season	Regular Season	Post-Season	Overall
1970	1-0	4-3	—	5-3
1971	1-1	5-2	—	6-3
1972	1-0-1	7-0	1-1	9-1-1
1973	2-0	7-1	0-0	9-1
1974	2-0	5-2	1-0	8-2
1975	1-1	6-1	2-0	9-2
1976	1-1	6-1	0-0	7-2
1977	2-0	6-1	0-0	8-1
1978	1-0	7-1	2-0	10-1
1979	1-0	8-0	2-0	11-0
1980	0-1	6-2	—	6-3
1981	1-0	5-3	—	6-3
1982	2-0	4-0	0-1	6-1
1983	0-1	4-4	0-0	4-5
1984	1-0	6-2	0-0	7-2
1985	0-1	5-3	—	5-4
1986	0-1	4-4	—	4-5
1987	0-1	4-3	—	4-4
1988	1-0	4-4	—	5-4
1989	0-1	4-4	0-0	4-5
1990	1-0	6-2	—	7-2
1991	1-0	5-3	—	6-3
1992	1-1	7-1	0-1	8-3
1993	1-1	6-2	0-0	7-3
1994	1-1	7-1	1-1	9-3
1995	0-2	6-2	2-0	8-4

Year	Pre-Season	Regular Season	Post-Season	Overall
1996	2-0	7-1	1-0	10-1
1997	2-0	7-1	1-1	10-2
1998	2-0	5-3	—	7-3
1999	1-1	2-6	—	3-7
2000	2-0	4-4	—	6-4
2001	2-0	7-1	1-1	10-2
2002	1-1	5-2-1	1-0	7-3-1
2003	1-1	4-4	—	5-5
2004	1-1	8-0	1-1	10-2
2005	2-0	5-3	0-0	7-3
2006	0-2	5-3	—	5-5
2007	1-1	7-1	0-1	8-3
2008	2-0	6-2	2-0	10-2
2009	2-0	6-2	—	8-2
2010	2-0	5-3	2-0	9-3
2011	2-0	7-1	0-0	9-1
2012	2-0	5-3	—	7-3
2013	0-2	5-3	—	5-5
2014	1-1	6-2	0-1	7-4
2015	1-1	6-2	—	7-3
2016	0-2	6-2	1-0	7-4
2017	1-1	6-2	0-1	7-4
2018	2-0	5-3	—	7-3
2019	2-0	5-3	—	7-3
TOTALS	57-28-1 (.669)	278-109-1 (.718)	21-10 (.677)	356-147-2 (.707)

STEELERS YEAR-BY-YEAR RECORD ON THE ROAD (Since 1970)

Year	Pre-Season	Regular Season	Post-Season	Overall
1970	2-1	1-6	—	3-7
1971	2-1	1-6	—	3-7
1972	1-0	4-3	0-0	5-3
1973	1-2	3-3	0-1	4-6
1974	4-0	5-1-1	1-0	10-1-1
1975	1-3	6-1	0-0	7-4
1976	3-1	4-3	1-1	8-5
1977	1-3	3-4	0-1	4-8
1978	1-2	7-1	0-0	8-3
1979	2-1	4-4	0-0	6-5
1980	3-0	3-5	—	6-5
1981	1-2	3-5	—	4-7
1982	1-0	2-3	0-0	3-3
1983	2-0	6-2	0-1	8-3
1984	2-1	3-5	1-1	6-7
1985	1-2	2-6	—	3-8
1986	1-2	2-6	—	3-8
1987	0-3	4-4	—	4-7
1988	2-1	1-7	—	3-8
1989	2-1	5-3	1-1	8-5
1990	0-2	3-5	—	3-7
1991	1-2	2-6	—	3-8
1992	1-1	4-4	0-0	5-5
1992	1-1	4-4	0-0	5-5
1993	1-1	3-5	0-1	4-7
1994	0-2	5-3	0-0	5-5
1995	1-1	5-3	0-0	6-4

Year	Pre-Season	Regular Season	Post-Season	Overall
1996	0-2	3-5	0-1	3-8
1997	2-0	4-4	0-0	6-4
1998	0-1	2-6	—	2-7
1999	0-2	4-4	—	4-6
2000	1-1	5-3	—	6-4
2001	1-1	6-2	0-0	7-3
2002	1-1	5-3	0-1	6-5
2003	0-2	2-6	—	2-8
2004	1-1	7-1	0-0	8-2
2005	1-1	6-2	3-0	10-3
2006	0-2	3-5	—	3-7
2007	3-0	3-5	0-0	6-5
2008	1-1	6-2	0-0	7-3
2009	1-1	3-5	—	4-6
2010	1-1	7-1	0-0	8-2
2011	1-1	5-3	0-1	6-5
2012	1-1	3-5	—	4-6
2013	0-2	3-5	—	3-7
2014	0-2	5-3	—	5-5
2015	0-3	4-4	1-1	5-8
2016	1-1	5-3	1-1	7-5
2017	2-0	7-1	—	9-1
2018	1-1	4-3-1	—	5-4-1
2019	1-1	3-5	—	4-6
TOTALS	57-64 (.471)	196-190-2 (.508)	9-12 (.429)	262-266-2 (.496)

● Includes one game at Wembley Stadium (London)

Steelers History (Biggest Wins, Losses, Scoring Highs, Tie Games)



9/21/75 **Steelers 37, Chargers 0**

STEELERS BIGGEST WINS - WORST LOSSES

BIGGEST WINS				WORST LOSSES			
56 pts	(63-7)	N.Y. Giants	11/30/52	51 pts	(0-51)	Cleveland	9/10/89
45 pts	(45-0)	at Kansas City	11/7/76	47 pts	(7-54)	Green Bay	11/23/41
43 pts	(43-0)	at Cleveland	9/12/99	47 pts	(0-47)	Green Bay	10/15/33
42 pts	(45-3)	Indianapolis	9/8/85	42 pts	(3-45)	at Detroit	11/24/83
42 pts	(42-0)	Tampa Bay	12/5/76	42 pts	(7-49)	at Chicago	11/23/47
41 pts	(41-0)	at Cleveland	12/24/05	42 pts	(3-45)	Philadelphia	11/4/45
38 pts	(45-7)	Kansas City	10/15/06	42 pts	(7-49)	Chicago	12/3/44
37 pts	(37-0)	Baltimore	11/9/97				
37 pts	(37-0)	at San Diego	9/21/75				
36 pts	(42-6)	St. Louis	11/3/96				
36 pts	(42-6)	at Cleveland	10/5/75				

STEELERS BIGGEST WINS - WORST LOSSES (At Home Since 1970)

BIGGEST WINS				WORST LOSSES			
42 pts	(45-3)	Indianapolis	9/8/85	51 pts	(51-0)	Cleveland	9/10/89
42 pts	(42-0)	Tampa Bay	12/5/76	34 pts	(34-0)	New England	10/19/86
38 pts	(45-7)	Kansas City	10/15/06	30 pts	(37-7)	Dallas	8/31/97
37 pts	(37-0)	Baltimore	11/9/97	27 pts	(41-14)	Washington	11/17/91
36 pts	(42-6)	St. Louis	11/3/96	24 pts	(31-7)	Baltimore	12/24/06
35 pts	(45-10)	Indianapolis	12/6/15	24 pts	(31-7)	Miami	10/7/84
35 pts	(35-0)	Cleveland	12/23/90	22 pts	(28-6)	Miami	9/30/90
35 pts	(38-3)	Chicago	9/28/80				
35 pts	(42-7)	Denver	10/22/79				
33 pts	(47-14)	Detroit	12/23/01				

STEELERS BIGGEST COMEBACK WINS

The Steelers trailed Baltimore **21-0** (10/5/97) in the second quarter and came back to win, **42-34**.
The Steelers trailed Buffalo **21-0** (12/15/85) in the second quarter and came back to win, **30-24**.

STEELERS & OPPONENTS SCORING HIGHS

MOST POINTS BY STEELERS				MOST POINTS BY OPPONENTS			
63	11/30/52	N.Y. Giants	(63-7)	55	11/3/13	at New England	(55-31)
57	12/18/66	at Atlanta	(57-33)	54	11/23/41	Green Bay	(54-7)
55	10/17/54	Cleveland	(55-27)	52	9/8/91	at Buffalo	(52-34)
52	11/8/18	Carolina	(52-21)	52	11/23/69	at Minnesota	(52-14)
	11/25/84	San Diego	(52-24)	52	10/30/66	at Dallas	(52-21)
52	10/26/14	Indianapolis	(51-34)	51	9/10/89	at Cleveland	(51-0)
	10/7/79	at Cleveland	(51-35)	49	11/23/47	at Chicago	(49-7)
51	11/19/95	at Cincinnati	(49-31)	49	12/3/44	Chicago	(49-7)
48	11/26/00	at Cincinnati	(48-28)				
47	12/23/01	Detroit	(47-14)				

STEELERS IN TIE GAMES (22)

10/22/33	at Cincinnati	(0-0)	11/8/59	Detroit	(10-10)
11/5/33	at Brooklyn	(3-3)	10/23/60	at Washington	(27-27)
10/29/39	at Cleveland	(14-14)	9/15/63	at Philadelphia	(21-21)
9/8/40	Chicago Cardinals	(7-7)	11/24/63	Chicago	(17-17)
9/15/40	N.Y. Giants	(10-10)	12/1/63	Philadelphia	(20-20)
11/9/41	at Philadelphia	(7-7)	9/11/66	N.Y. Giants	(34-34)
11/7/43	Washington	(14-14)	11/12/67	at St. Louis	(14-14)
9/29/46	at Washington	(14-14)	11/10/68	at St. Louis	(28-28)
11/13/49	L.A. Rams	(7-7)	9/22/74	at Denver	(35-35)
10/1/51	N.Y. Giants	(13-13)	11/10/02	Atlanta	(34-34)
12/7/58	at Washington	(14-14)	9/9/18	at Cleveland	(21-21)

*Sudden death overtime system for regular-season games was instituted in 1974.

Regular Season Last Time

THE LAST TIME THE STEELERS/OPPONENT...

Overtime Game Won

By Steelers – Pittsburgh 27, Cleveland 24, 1/1/17
By Opponent – Chicago 23, Pittsburgh 17, 9/24/17

Tie Game

Home – Pittsburgh 34, Atlanta 34, 11/10/02
Away – Pittsburgh 21, at Cleveland 21, 9/9/18

Shutout

By Steelers – Pittsburgh 27, St. Louis 0, 12/24/11
By Opponent – Jacksonville 9, Pittsburgh 0, 9/18/06

Kickoff Returned for a TD

By Steelers – **JuJu Smith Schuster (96 yards) vs. Cleveland, 12/31/17**
By Opponent – Jacoby Jones (108 yards) vs. Baltimore, 11/2/14

Punt Returned for a TD

By Steelers – **Diontae Johnson (85 yards) vs. Arizona, 12/8/19**
By Opponent – Desmond King II vs. LA Chargers, 12/12/18

Intercepted Pass Returned for a TD

By Steelers – **Minkah Fitzpatrick (96 yards) vs. Indianapolis, 11/3/19**
By Opponent – Shawn Williams vs. Cincinnati, 12/30/18

Fumble Returned for a TD

By Steelers – **Minkah Fitzpatrick (43 yards) vs. L.A. Rams, 11/10/19**
By Opponent – Jordan Richards (0 yards) at Baltimore Ravens, 12/29/19

Blocked Punt

By Steelers – Roosevelt Nix vs. Atlanta, 10/7/18
By Opponent – Javorius Allen at Baltimore, 11/6/16

Blocked Punt for a TD

By Steelers – Tyler Matakevich (0-yard recovered by Anthony Chickillo) at Cleveland, 9/10/17
By Opponent – Chris Moore (14 yards) at Baltimore, 11/6/16

Blocked Field Goal

By Steelers – J.J. Fort at New Orleans, 12/23/18
By Opponent – Justin Simmons at Denver, 11/25/18

Blocked Field Goal for a TD

By Steelers – Bob O'Neill (73 yards) vs. Chicago Cards, 10/13/57
By Opponent – Chris Moore (14 yards) at Baltimore, 11/6/16

Blocked PAT

By Steelers – **Cameron Heyward vs. Indianapolis, 11/3/19**
By Opponent – Margus Hunt at Indianapolis, 11/12/17

Safety Scored

By Steelers – vs. Cleveland (Penalty on Desmond Harrison enforced in end zone), 10/28/18
By Opponent – at Baltimore Ravens (Devlin Hodges called for intentional grounding in the endzone), 12/29/19



Minkah Fitzpatrick Intercepted Pass for a TD 10/7/18 vs. Atlanta

Two 100-Yard Rushers in Same Game

By Steelers – at Carolina (Le'Veon Bell 147, LeGarrette Blount 118), 9/21/14
By Opponent – None

200 Yards Rushing

By Steelers – Le'Veon Bell (236 yards) at Buffalo, 12/11/16
By Opponent – Jay Ajayi (204 yards) at Miami, 10/16/16

300 Yards Passing

By Steelers – **Ben Roethlisberger (380 yards) at New Orleans, 12/23/18**
By Opponent – Drew Brees (326 yards) at New Orleans, 12/23/18

400 Yards Passing

By Steelers – **Ben Roethlisberger (402 yards) at Denver, 11/25/18**
By Opponent – Ryan Fitzpatrick (411 yards) at Tampa Bay, 9/24/18

500 Yards Passing

By Steelers – **Ben Roethlisberger (506 yards) vs. Baltimore, 12/10/17**
By Opponent – None

200 Yards Receiving

By Steelers – Markus Wheaton [201 yards] at Seattle, 11/29/15
By Opponent – A.J. Green (224 yards) at Cincinnati, 12/7/14

Four TD Passes

By Steelers – **Ben Roethlisberger vs. Green Bay, 11/26/17**
By Opponent – Derek Carr vs. Oakland, 11/8/15

Five TD Passes

By Steelers – **Ben Roethlisberger vs. Carolina, 11/8/18**
By Opponent – Russell Wilson at Seattle, 11/29/15

Six TD Passes

By Steelers – **Ben Roethlisberger vs. Baltimore, 11/2/14**
By Opponent – Patrick Mahomes vs. Kansas City, 9/16/18

Three TD Receptions

By Steelers – Antonio Brown vs. Tennessee, 11/16/17
By Opponent – Doug Baldwin at Seattle, 11/29/15

Four TD Receptions

By Steelers – Roy Jefferson vs. Atlanta, 11/3/68
By Opponent – Don Beebe at Buffalo, 9/8/91

Three TDs Rushing

By Steelers – Le'Veon Bell at Buffalo, 12/11/16
By Opponent – Arlen Harris vs. St. Louis, 10/26/03

Four Field Goals

By Steelers – **Chris Boswell vs. Indianapolis, 11/3/19**
By Opponent – Justin Tucker vs. Baltimore, 9/30/18

Five Field Goals

By Steelers – **Chris Boswell at Cincinnati, 10/22/17**
By Opponent – Matt Prater at Detroit, 10/29/17

Six Field Goals

By Steelers – **Chris Boswell at Cincinnati, 12/18/16**
By Opponent – Todd Peterson vs. Seattle, 9/26/99

Three Interceptions

By Steelers – Darren Perry at Cleveland, 9/11/94
By Opponent – Dick Anderson (4) at Miami, 12/3/73

Four Interceptions

By Steelers – Jack Butler vs. Washington, 12/13/53
By Opponent – Dick Anderson at Miami, 12/3/73

Regular Season Last Time

THE LAST TIME THE STEELERS/OPPONENT...

Three Sacks

By Steelers – **T.J. Watt vs. Atlanta, 10/17/18**
By Opponent – Terrell Suggs at Baltimore, 9/11/11

Four Sacks

By Steelers – Joey Porter at Tampa Bay, 10/21/01
By Opponent – Alfred Williams vs. Cincinnati, 10/16/94

Five Sacks

By Steelers – Joe Greene at Houston, 12/10/72
By Opponent – None

Gained 500 Yards of Total Offense

By Steelers – 527 (75 rushing, 452 passing)
at Denver, 11/25/18
By Opponent – 610 (197 rushing, 413 passing)
at New England, 11/3/13

Limited Team to Under 100 Yards of Total Offense

By Steelers – 98 (81 rushing, 17 passing), 10/29/06
at Oakland
By Opponent – 53 (36 rushing, 17 passing), 9/10/89
vs. Cleveland

Three Interceptions (TEAM)

By Steelers – at Arizona, 12/8/19
By Opponent – at Jacksonville, 11/18/18

Four Interceptions (TEAM)

By Steelers – vs. Tennessee 11/16/17
By Opponent – vs. Buffalo, 12/15/19

Five Interceptions (TEAM)

By Steelers: 12/5/93 vs. New England
By Opponent: 10/8/17 vs. Jacksonville

Five Takeaways (TEAM)

By Steelers – (5) at San Francisco (2 INT, 3 FUM), 9/22/19
By Opponent – (5) vs. Buffalo (4 INT, 1 FUM), 12/15/19

Six Takeaways (TEAM)

By Steelers – (7) at Tennessee (3 INT, 4 FUM), 9/19/10
By Opponent – (6) at Cleveland (4 INT, 2 FUM), 9/9/18

Two 100-Yard Receivers in Same Game

By Steelers – at New Orleans (Brown 185, **Smith-Schuster 115**), 12/23/18
By Opponent – vs. Kansas City (Kelce 109, Watkins 100), 9/16/18

100 Yards Rushing

By Steelers – at Cincinnati (38-160), 11/24/19
By Opponent – at Cleveland (38-130), 12/15/19

200 Yards Rushing

By Steelers: at Buffalo (42-240), 12/11/16
By Opponent: at Baltimore (44-223), 12/31/19

100-Yard Rusher and 100-Yard Receiver

By Steelers – vs. Miami (**Conner 145, Smith-Schuster 103**), 11/28/19
By Opponent – 11/13/16 vs. Dallas (Elliott 114, Bryant 116)

100-Yard Rusher and Two 100-Yard Receivers

By Steelers – at Cincinnati (**Conner 111, Smith-Schuster 111**, Brown 105), 10/7/18
By Opponent – at New England (Ridley 115, Gronkowski 143, Dobson 130), 11/3/13

100-Yard Rusher, 300-Yard Passer and 100-Yard Receiver

By Steelers – at Cleveland (**Conner 135, Roethlisberger 335, Smith-Schuster 119**), 9/9/18
By Opponent – vs. Dallas (Elliott 114, Prescott 319, Bryant 116), 11/13/16

100-Yard Rusher, 300-Yard Passer and Two 100-Yard Receivers

By Steelers – at Cincinnati (**Conner 111, Smith-Schuster 111**, Brown 105, **Roethlisberger 369**), 10/14/18
By Opponent – at New England (Ridley 115, Brady 432, Gronkowski 143, Dobson 130), 11/3/13

100-Yard Rusher and 300-Yard Passer

By Steelers – vs. Indianapolis (D. Williams 134, **Roethlisberger 364**), 12/6/15
By Opponent – at New England (Ridley 115, Brady 432), 11/3/13

100-Yard Receiver and 300-Yard Passer

By Steelers – at Denver (**Smith-Schuster 189, Roethlisberger 462**), 11/25/18
By Opponent – at Los Angeles Chargers (Henry 100, Rivers 320), 10/13/19

Two 100-Yard Receivers and 300-Yard Passer

By Steelers – at New Orleans (Brown 185, **Smith-Schuster 115, Roethlisberger 462**), 12/23/18
By Opponent – vs. Kansas City (Kelce 109, Watkins 100, Mahomes 326), 9/16/18

100-Yard Rusher, 100-Yard Receiver, 200-Yard Receiver and 400-Yard Passer

By Steelers: vs. Atlanta (Zereoue 123, Burress 253, Ward 139, Maddox 473), 11/10/02
By Opponent – None

100-Yard Rusher, Two 100-Yard Receivers and 400-Yard Passer

By Steelers: vs. Atlanta (Zereoue 123, Burress 253, Ward 139, Maddox 473), 11/10/02
By Opponent: at New England (Ridley 115, Gronkowski 143, Dobson 130, Brady 432), 11/3/13

Three 100-Yard Receivers and 300-Yard Passer

By Steelers: vs. Chicago Cardinals (Orr 205, McClairn 139, Tracy 106, Layne 409), 12/13/58
By Opponent – at St. Louis (D. Williams 114, Conrad 133, Smith 105, Hart 353), 11/10/68

Three Rushing Touchdowns

By Steelers – at Buffalo (Bell 3), 12/11/16
By Opponent – at New Orleans (Kamara 2, Ingram 1), 12/23/18

Four Rushing Touchdowns

By Steelers – Detroit (Bettis 3, **Roethlisberger 1**), 1/1/06
By Opponent – at San Diego (McGee 2, Anderson 1, Spencer 1), 12/8/85

Five Rushing Touchdowns

By Steelers – at Kansas City (Bettis 2, Stewart 2, Pegram 1), 11/3/96
By Opponent – at Cleveland (Hanulak 3, Morrison 1, Reynolds 1), 12/12/54

Three Touchdown Passes

By Steelers – at New Orleans (**Roethlisberger 3**), 12/23/18
By Opponent – at Tampa Bay (Fitzpatrick 3), 9/29/18

Four Touchdown Passes

By Steelers – vs. Carolina (**Roethlisberger 5**), 11/8/18
By Opponent – at Seattle (Wilson 5), 11/29/15

Five Touchdown Passes

By Steelers – vs. Carolina (**Roethlisberger 5**), 11/8/18
By Opponent – vs. Kansas City (Mahomes 6), 9/16/18

Six Touchdown Passes

By Steelers – vs. Baltimore (**Roethlisberger 6**), 11/2/14
By Opponent – vs. Kansas City (Mahomes 6), 9/16/18

Regular Season Last Time

THE LAST TIME THE STEELERS/OPPONENT...

Six Sacks

By Steelers – at Jacksonville (6-40), 11/18/18
By Opponent – vs. Baltimore (6-34), 11/20/05

Seven or more Sacks

By Steelers – vs. Cincinnati (8-69), 9/30/19
By Opponent – at Cleveland (8-60), 12/20/09

Two Opponent Fumble Recoveries

By Steelers – at Cincinnati (**Fitzpatrick 1, Dupree 1**), 11/24/19
By Opponent – at New Orleans (Okafor 1, Davis 1), 12/23/18

Three Opponent Fumble Recoveries

By Steelers – at San Francisco (**D. Bush 2, T. Watt 1**), 9/22/19
By Opponent – at Cleveland (Schobert 2, Peppers 1), 9/9/18

Shutout on Road

By Steelers – at Cleveland (41-0), 12/24/05
By Opponent – at Baltimore (0-27), 11/26/06

Shutout at Home

By Steelers – vs. St. Louis (27-0), 12/24/11
By Opponent – vs. Baltimore (0-16), 9/3/00

Overtime Win away from Pittsburgh

By Steelers – at Buffalo (19-16), 11/28/10
By Opponent – at Dallas (27-24), 12/16/12

Postseason Last Time

THE LAST TIME THE STEELERS/OPPONENT...

Overtime Game Won

By Steelers – Pittsburgh 20, N.Y. Jets 17, AFC Divisional Playoff, 1/15/05
By Opponent – Denver 29, Pittsburgh 23, AFC Wild Card Game, 1/8/12

Shutout

By Steelers – None
By Opponent – Philadelphia 21, Pittsburgh 0, Eastern Division Playoff, 12/21/1947

Kickoff Return for TD

By Steelers – None
By Opponent – None

Punt Return for TD

By Steelers – Santonio Holmes (67 yards) vs. San Diego, AFC Divisional Playoff, 1/11/09
By Opponent – Santana Moss (75 yards) vs. N.Y. Jets, AFC Divisional Playoff, 1/15/05

Interception Return for TD

By Steelers – James Harrison (100 yards) vs. Arizona, Super Bowl XLIII, 2/1/09
By Opponent – Nick Collins (37 yards) vs. Green Bay, Super Bowl XLV, 2/6/11

Fumble Return for TD

By Steelers – William Gay (19 yards) vs. N.Y. Jets, AFC Championship Game, 1/23/11
By Opponent – Tervin Smith (50 yards) vs. Jacksonville, AFC Divisional Playoff, 1/14/18

Blocked Punt

By Steelers – **Ben Roethlisberger (469) vs. Jacksonville, AFC Divisional Playoff, 1/14/18**
By Opponent – Keith Cash, at Kansas City, AFC Wild Card Game, 1/8/94

Overtime Win in Pittsburgh

By Steelers – vs. Cleveland (27-24), 1/1/17
By Opponent – vs. Baltimore (23-20), 10/1/15

40 Points

By Steelers – vs. Atlanta (41-17), 10/17/18
By Opponent – vs. Kansas city (42-37), 9/16/18

50 Points

By Steelers – vs. Carolina (52-21), 11/8/18
By Opponent – at New England (55-31), 11/3/13

Two-Point Conversion

By Steelers – at New Orleans (**Roethlisberger** - Rogers pass), 12/23/18
By Opponent – vs. LA Chargers (Rivers - Allen pass), 12/2/18

Missed Point-After-Touchdown Attempt

By Steelers – vs. LA Chargers (**Chris Boswell** missed kick), 12/2/18
By Opponent – vs. Indianapolis (Adam Vinatieri kick blocked by Cameron Heyward), 11/3/19

Blocked Punt for TD

By Steelers – None
By Opponent – Terry Brown, vs. Minnesota, Super Bowl IX, 1/12/75

Blocked Field Goal

By Steelers – None
By Opponent – Brian Mitchell, vs. New England, AFC Championship Game, 1/27/02

Blocked Field Goal for TD

By Steelers – None
By Opponent – Antwan Harris (49 yards), vs. New England, AFC Championship Game, 1/27/02

Safety Scored

By Steelers – vs. Baltimore, AFC Wild Card Game, (Punt blocked by Shamarko Thomas out of bounds in end zone), 1/3/15
By Opponent – vs. N.Y. Jets, AFC Championship Game, (Ben Roethlisberger tackled by Mike Devito), 1/23/11

100 Yards Rushing

By Steelers – Le'Veon Bell (170) at Kansas City, AFC Divisional Playoff, 1/15/17
By Opponent – Leonard Fournette (109 yards) vs. Jacksonville, AFC Divisional Playoff, 1/14/18

Two 100-yard Rushers in Same Game

By Steelers – None
By Opponent – None

200 Yards Rushing

By Steelers – None
By Opponent – None

300 Yards Passing

By Steelers – **Ben Roethlisberger (469) vs. Jacksonville, AFC Divisional Playoff, 1/14/15**
By Opponent – Tom Brady (384) at New England, AFC Championship Game, 1/22/17

Postseason Last Time

THE LAST TIME THE STEELERS/OPPONENT...

400 Yards Passing

By Steelers – None
By Opponent – None

500 Yards Passing

By Steelers – None
By Opponent – None

200 Yards Receiving

By Steelers – None
By Opponent – Demaryius Thomas (204 yards) at Denver, AFC Wild Card Game, 1/8/12

Four TD Passes

By Steelers – Terry Bradshaw, vs. Dallas, Super Bowl XIII, 1/21/79
By Opponent – Dan Marino, vs. Miami, AFC Championship Game, 1/6/85

Five TD Passes

By Steelers – Ben Roethlisberger, vs. Jacksonville, AFC Divisional Playoff, 1/14/18
By Opponent – None

Six TD Passes

By Steelers – None
By Opponent – None

Three TD Receptions

By Steelers – None
By Opponent – None

Four TD Receptions

By Steelers – None
By Opponent – None

Three TDs Rushing

By Steelers – Franco Harris, vs. Buffalo, AFC Divisional Playoff, 12/22/74
By Opponent – Leonard Fournette, vs. Jacksonville, AFC Divisional Playoff, 1/14/18

Four Field Goals

By Steelers – **Chris Boswell, at Kansas City, AFC Divisional Playoff, 1/15/17 (6)**
By Opponent – Brandon McManus, at Denver, AFC Divisional Playoff, 1/17/16

Five Field Goals

By Steelers – **Chris Boswell, at Kansas City, AFC Divisional Playoff, 1/15/17 (6)**
By Opponent – Brandon McManus, at Denver, AFC Divisional Playoff, 1/17/16

Six Field Goals

By Steelers – **Chris Boswell, at Kansas City, AFC Divisional Playoff, 1/15/17**
By Opponent – None

Three Interceptions

By Steelers – None
By Opponent – None

Four Interceptions

By Steelers – None
By Opponent – None

Three Sacks

By Steelers – James Harrison, vs. Baltimore, AFC Divisional Playoff, 1/15/11
By Opponent – Terrell Suggs, vs. Baltimore, AFC Divisional Playoff, 1/15/11

Four Sacks

By Steelers – None
By Opponent – None

Five Sacks

By Steelers – None
By Opponent – None

500 Yards of Total Offense

By Steelers – 545 (83 rushing, 462 passing) vs. Jacksonville, AFC Divisional Playoff, 1/14/18
By Opponent – 569 (134 rushing, 435 passing) vs. Miami, AFC Championship Game, 1/6/85

Limited Team to Under 100 Yards of Total Offense

By Steelers – None
By Opponent – None

Three Interceptions (TEAM)

By Steelers – vs. Baltimore, AFC Championship Game, 1/18/09
By Opponent – vs. Jacksonville, AFC Wild Card Game, 1/5/08

Four Interceptions (TEAM)

By Steelers – None
By Opponent – None

Five Interceptions (TEAM)

By Steelers – vs. Houston, AFC Championship Game, 1/7/79
By Opponent – None

Five Takeaways (TEAM)

By Steelers – vs. Houston (9), AFC Championship Game (5 INT, 4 FUM), 1/7/79
By Opponent – vs. Houston, AFC Championship Game (2 INT, 3 FUM), 1/7/79

Six Takeaways (TEAM)

By Steelers – vs. Houston (9), AFC Championship Game (5 INT, 4 FUM), 1/7/79
By Opponent – vs. Oakland (8), AFC Championship Game (3 INT, 5 FUM), 1/4/76

Two 100-Yard Receivers in Same Game

By Steelers – vs. Jacksonville (A. Brown 7-132, **McDonald 10-112**), AFC Divisional, 1/14/18
By Opponent – at New England (Hogan 9 – 180, Edelman 8 – 118), AFC Championship Game, 1/22/17

100 Yards Rushing (TEAM)

By Steelers – at Kansas City, AFC Divisional Playoff (34-171), 1/15/17
By Opponent – vs. Jacksonville, AFC Divisional Playoff (35-164), 1/14/18

200 Yards Rushing (TEAM)

By Steelers – vs. Indianapolis, AFC Wild Card Game (51–231), 12/29/96
By Opponent – at Oakland, AFC Divisional Playoff (55–232), 12/22/73

100-Yard Rusher and 100-Yard Receiver

By Steelers – at Kansas City, AFC Divisional Playoff (Bell 170, A. Brown 108), 1/15/17
By Opponent – vs. San Diego, AFC Wild Card Game (Muncie 126, Chandler 124, Winslow 102), 1/9/83

Postseason Last Time

THE LAST TIME THE STEELERS/OPPONENT...

100-Yard Rusher and Two 100-Yard Receivers

By Steelers – None
By Opponent – 1/9/83 vs. San Diego, AFC Wild Card Game (Muncie 126, Chandler 124, Winslow 102)

100-Yard Rusher, 300-Yard Passer and 100-Yard Receiver

By Steelers – None
By Opponent – 1/9/83 vs. San Diego, AFC Wild Card Game (Muncie 126, Fouts 333, Chandler 124, Winslow 102)

100-Yard Rusher, 300-Yard Passer and Two 100-Yard Receiver

By Steelers – None
By Opponent – 1/9/83 vs. San Diego, AFC Wild Card Game (Muncie 126, Fouts 333, Chandler 124, Winslow 102)

100-Yard Rusher and 300-Yard Passer

By Steelers – None
By Opponent – 1/9/83 vs. San Diego, AFC Wild Card Game (Muncie 126, Fouts 333)

Two 100-Yard Receivers and 300-Yard Passer

By Steelers – 1/14/18 vs. Jacksonville, AFC Divisional Playoff (A. Brown 132, **McDonald 112**, **Roethlisberger 469**)
By Opponent – 1/22/17 at New England, AFC Championship Game (Brady 384, Hogan 180, Edelman 118)

100-Yard Rusher, 100-Yard Receiver, 200-Yard Receiver and 400-Yard Passer

By Steelers – None
By Opponent – None

100-Yard Rusher, Two 100-Yard Receivers and 400-Yard Passer

By Steelers – None
By Opponent – None

Three 100-Yard Receivers and 300-Yard Passer

By Steelers – None
By Opponent – None

Three Rushing Touchdowns

By Steelers – 1/ 11/09 vs. San Diego, AFC Divisional Playoff, (Parker 2, Russell 1)
By Opponent – 1/4/18 vs. Jacksonville, AFC Divisional Playoff (Fournette 3, Yeldon 1)

Four Rushing Touchdowns

By Steelers – 12/29/96, vs. Indianapolis, AFC Wild Card Game (Bettis 2, Stewart 2, Witman 1)
By Opponent – 1/14/18 vs. Jacksonville, AFC Divisional Playoff (Fournette 3, Yeldon 1)

Five Rushing Touchdowns

By Steelers – 12/29/96, vs. Indianapolis, AFC Wild Card Game (Bettis 2, Stewart 2, Witman 1)
By Opponent – None

Three Touchdown Passes

By Steelers – 1/14/18 vs. Jacksonville, AFC Divisional Playoff (**Roethlisberger 5**)
By Opponent – 1/22/17 at New England, AFC Championship Game (Brady 3)

Four Touchdown Passes

By Steelers – 1/14/18 vs. Jacksonville, AFC Divisional Playoff (**Roethlisberger 5**)
By Opponent – 1/6/85 vs. Miami, AFC Championship Game (Marino 4)

Five Touchdown Passes

By Steelers – 1/14/18 vs. Jacksonville, AFC Divisional Playoff (**Roethlisberger 5**)
By Opponent – None

Six Touchdown Passes

By Steelers – None
By Opponent – None

Six Sacks

By Steelers – None
By Opponent – 1/15/11 vs. Baltimore, AFC Divisional Playoff (6–34)

Seven or More Sacks

By Steelers – None
By Opponent – 1/9/93 vs. Buffalo, AFC Divisional Playoff (7–52)

Two Opponent Fumble Recoveries

By Steelers –1/8/17 vs. Miami, AFC Wild Card Game (Tuitt, Walton)
By Opponent – 1/15/11 vs. Baltimore, AFC Divisional Playoff (Redding, Reed)

Shutout on Road

By Steelers – None
By Opponent – None

Shutout at Home

By Steelers – None
By Opponent – 12/21/47 vs. Philadelphia (21–0), Eastern Division Playoff

OT Win Away from Pittsburgh

By Steelers – 1/31/89 at Houston, AFC Wild Card Game (23–20)
By Opponent – 1/8/12 at Denver, AFC Wild Card Game (29-23)

OT Win in Pittsburgh

By Steelers – 1/15/05 vs. N.Y. Jets, AFC Divisional Playoff (20–17)
By Opponent – None

40 Points

By Steelers – 1/14/18 vs. Jacksonville, AFC Divisional Playoff (42-45)
By Opponent – 1/23/05 vs. New England, AFC Championship Game (41–27)

50 Points

By Steelers – None
By Opponent – None

Two-Point Conversion

By Steelers –1/22/17 at New England, AFC Championship Game (**Roethlisberger** pass to D. Williams)
By Opponent – 1/17/16 at Denver, AFC Divisional Playoff (Peyton Manning pass to Demaryius Thomas)

Missed Point-After-Touchdown Attempt

By Steelers – 1/22/17 at New England, AFC Championship Game (**Chris Boswell** kick failed)
By Opponent –1/22/17 at New England, AFC Championship Game (Stephen Gostkowski kick failed)

AFC Central/North Division Playoff Races (Week-by-Week)

1980 Central Division

Wk	CIN	CLE	HOU	PIT
1	0-1	0-1	0-1	1-0
2	0-2	0-2	1-1	2-0
3	1-2	1-2	2-1	2-1
4	1-3	2-2	3-1	3-1
5	1-4	2-3	3-2	4-1
6	2-4	3-3	3-3	4-2
7	3-4	4-3	4-3	4-3
8	3-5	5-3	5-3	4-4
9	3-6	6-3	6-3	5-4
10	3-7	7-3	7-3	6-4
11	3-8	7-4	8-4	7-4
12	3-9	8-4	8-4	7-5
13	4-9	9-4	8-5	8-5
14	5-9	10-4	9-5	8-6
15	6-9	10-5	10-5	9-6
16	6-10	11-5	11-5	9-7

1983 Central Division

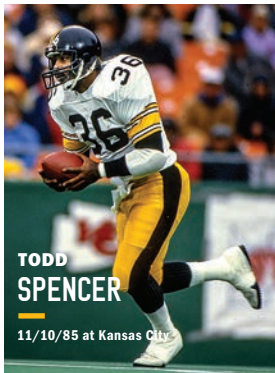
Wk	CIN	CLE	HOU	PIT
1	0-1	0-1	0-1	0-1
2	0-2	1-1	0-2	1-1
3	0-3	2-1	0-3	2-1
4	1-3	3-1	0-4	2-2
5	1-4	3-2	0-5	3-2
6	1-5	4-2	0-6	4-2
7	1-6	4-3	0-7	5-2
8	2-6	4-4	0-8	6-2
9	3-6	5-4	0-9	7-2
10	4-6	5-5	0-10	8-2
11	4-7	6-5	1-10	9-2
12	5-7	7-5	1-11	9-3
13	5-8	8-5	1-12	9-4
14	6-8	8-6	1-13	9-5
15	7-8	8-7	2-13	10-5
16	7-9	9-7	2-14	10-6

1981 Central Division

Wk	CIN	CLE	HOU	PIT
1	1-0	0-1	1-0	0-1
2	2-0	0-2	2-0	0-2
3	2-1	1-2	2-1	1-2
4	3-1	2-2	2-2	2-2
5	3-2	2-3	3-2	3-2
6	4-2	2-4	4-2	4-2
7	5-2	3-4	4-3	4-3
8	5-3	4-4	4-4	5-3
9	6-3	4-5	4-5	5-4
10	7-3	4-6	5-5	5-5
11	8-3	5-6	5-6	6-5
12	9-3	5-7	5-7	7-5
13	10-3	5-8	5-8	8-5
14	10-4	5-6	6-8	8-6
15	11-4	5-10	6-9	8-7
16	12-4	5-11	7-9	8-8

1984 Central Division

Wk	CIN	CLE	HOU	PIT
1	0-1	0-1	0-1	0-1
2	0-2	0-2	0-2	1-1
3	0-3	0-3	0-3	2-1
4	0-4	1-3	0-4	2-2
5	0-5	1-4	0-5	3-2
6	1-5	1-5	0-6	3-3
7	1-6	1-6	0-7	4-3
8	2-6	1-7	0-8	4-4
9	3-6	1-8	0-9	5-4
10	3-7	2-8	0-10	6-4
11	4-7	2-9	1-10	6-5
12	4-8	3-9	2-10	6-6
13	5-8	4-9	2-11	7-6
14	6-8	4-10	3-11	7-7
15	7-8	4-11	3-12	8-7
16	8-8	5-11	3-13	9-7



TODD SPENCER

11/10/85 at Kansas City

1986 Central Division

Wk	CIN	CLE	HOU	PIT
1	0-1	0-1	1-0	0-1
2	1-1	1-1	1-1	0-2
3	2-1	1-2	1-2	0-3
4	2-2	2-2	1-3	1-3
5	3-2	3-2	1-4	1-4
6	4-2	4-2	1-5	1-5
7	5-2	4-3	1-6	1-6
8	5-3	5-3	1-7	2-6
9	6-3	6-3	1-8	3-6
10	6-4	7-3	2-4	3-7
11	7-4	7-4	2-9	4-7
12	8-4	8-4	3-9	4-8
13	8-5	9-4	3-10	4-9
14	9-5	10-4	3-11	5-9
15	9-5	11-4	4-11	6-9
16	10-6	12-4	5-11	6-10

1982 Central Division

Wk	CIN	CLE	HOU	PIT
1	1-0	1-0	0-1	1-0
2	1-1	1-1	1-1	2-0
3	Games Canceled (NFL Player Strike)			
4	Games Canceled (NFL Player Strike)			
5	Games Canceled (NFL Player Strike)			
6	Games Canceled (NFL Player Strike)			
7	Games Canceled (NFL Player Strike)			
8	Games Canceled (NFL Player Strike)			
9	Games Canceled (NFL Player Strike)			
10	2-1	2-1	1-2	3-0
11	3-1	2-2	1-3	3-1
12	4-1	2-3	1-4	4-1
13	5-1	2-4	1-5	4-2
14	5-2	3-4	1-6	4-3
15	6-2	4-4	1-7	5-3
16	7-2	4-5	1-8	6-3

1985 Central Division

Wk	CIN	CLE	HOU	PIT
1	0-1	0-1	1-0	1-0
2	0-2	1-1	1-1	1-1
3	0-3	1-2	1-2	2-1
4	1-3	2-2	1-3	2-2
5	1-4	3-2	1-4	2-3
6	2-4	4-2	1-5	2-4
7	2-5	4-3	2-5	3-4
8	3-5	4-4	3-5	3-5
9	4-5	4-5	4-5	4-5
10	5-5	4-6	4-6	5-5
11	5-6	5-6	4-7	6-5
12	5-7	6-6	5-7	6-6
13	6-7	7-6	5-8	6-7
14	7-7	7-7	5-9	6-8
15	7-8	8-7	5-10	7-8
16	7-9	8-8	5-11	7-9


1987 Central Division

Wk	CIN	CLE	HOU	PIT
1	1-0	0-1	1-0	1-0
2	1-1	1-1	1-1	1-1
3	Game Canceled (NFL Player Strike)			
4	1-2	2-1	2-1	2-1
5	2-2	2-2	3-1	2-2
6	2-3	3-2	3-2	3-2
7	2-4	4-2	4-2	4-2
8	2-5	4-3	5-2	4-3
9	2-6	5-3	5-3	5-3
10	3-6	6-3	6-3	5-4
11	3-7	7-3	6-4	6-4
12	3-8	7-4	6-5	6-5
13	4-8	7-5	7-5	7-5
14	4-9	8-5	7-6	8-5
15	4-10	9-5	8-6	8-6
16	4-11	10-5	9-6	8-7

AFC Central/North Division Playoff Races (Week-by-Week)

1988 Central Division					1990 Central Division					1992 Central Division				
Wk	CIN	CLE	HOU	PIT	Wk	CIN	CLE	HOU	PIT	Wk	CIN	CLE	HOU	PIT
1	1-0	1-0	1-0	1-0	1	1-0	1-0	0-1	0-1	1	1-0	0-1	0-1	1-0
2	2-0	1-1	2-0	1-1	2	2-0	1-1	0-2	1-1	2	2-0	0-2	1-1	2-0
3	3-0	2-1	2-1	1-2	3	3-0	1-2	1-2	1-2	3	2-1	1-2	2-1	3-0
4	4-0	2-2	3-1	1-3	4	3-1	1-3	2-2	1-3	4	2-2	1-3	3-1	3-1
5	5-0	3-2	3-2	1-4	5	4-1	2-3	2-3	2-3	5	2-3	2-3	4-1	3-2
6	6-0	3-3	4-2	1-5	6	4-2	2-4	3-3	3-3	6	2-4	3-3	4-2	4-2
7	6-1	4-3	5-2	1-6	7	5-2	2-5	4-3	3-4	7	2-5	4-3	5-2	5-2
8	7-1	5-3	5-3	2-6	8	5-3	2-6	4-4	4-4	8	3-5	4-4	5-3	6-2
9	7-2	6-3	6-3	2-7	9	5-4	2-7	4-5	5-4	9	4-5	5-4	5-4	6-3
10	8-2	6-4	7-3	2-8	10	6-4	2-8	5-5	5-5	10	4-6	5-5	6-4	7-3
11	8-3	6-5	7-4	2-9	11	6-5	2-9	6-5	6-5	11	4-7	5-6	6-5	8-3
12	9-3	7-5	8-4	2-10	12	7-5	2-10	6-6	6-6	12	4-8	6-6	7-5	9-3
13	10-3	8-5	9-4	3-10	13	7-6	2-11	7-6	7-6	13	4-9	7-6	8-5	10-3
14	11-3	9-5	9-5	4-10	14	7-7	3-11	8-6	8-6	14	4-10	7-7	8-6	10-4
15	11-4	9-6	10-5	4-11	15	8-7	3-12	8-7	9-6	15	5-10	7-8	9-6	10-5
16	12-4	10-6	10-6	5-11	16	9-7	3-13	9-7	9-7	16	5-11	7-9	10-6	11-5

1989 Central Division					1991 Central Division					1993 Central Division				
Wk	CIN	CLE	HOU	PIT	Wk	CIN	CLE	HOU	PIT	Wk	CIN	CLE	HOU	PIT
1	0-1	1-0	0-1	0-1	1	0-1	0-1	1-0	1-0	1	0-1	1-0	0-1	0-1
2	1-1	2-0	1-1	0-2	2	0-2	1-1	2-0	1-1	2	0-2	2-0	1-1	0-2
3	2-1	2-1	1-1	0-2	3	0-3	2-1	3-0	2-1	3	0-3	3-0	1-2	1-2
4	3-1	3-1	2-2	2-2	4	0-4	2-2	3-1	2-2	4	0-4	3-1	1-3	2-2
5	4-1	3-2	2-3	2-3	5	0-5	2-3	4-1	3-2	5	0-5	3-2	1-4	3-2
6	4-2	3-3	3-3	3-3	6	0-6	2-4	5-1	3-3	6	0-6	4-2	2-4	4-2
7	4-3	4-3	4-3	3-4	7	0-7	3-4	6-1	3-4	7	0-7	5-2	3-4	4-3
8	5-3	5-3	4-4	4-4	8	0-8	4-4	7-1	3-5	8	0-8	5-3	4-4	5-3
9	5-4	6-3	5-4	4-5	9	1-8	4-5	7-2	3-6	9	0-9	5-4	5-4	6-3
10	5-5	7-3	6-4	4-6	10	1-9	4-6	8-2	4-6	10	0-10	5-5	6-4	6-4
11	6-5	7-3-1	7-4	5-6	11	1-10	4-7	9-2	4-7	11	1-10	5-6	7-4	6-5
12	6-6	7-4-1	7-5	6-6	12	1-11	5-7	9-3	5-7	12	1-11	6-6	8-4	7-5
13	7-6	7-5-1	8-5	6-7	13	2-11	6-7	9-4	5-8	13	1-12	6-7	9-4	8-5
14	7-7	7-6-1	9-5	7-7	14	2-12	6-8	10-4	5-9	14	2-12	6-8	10-4	8-6
15	8-7	8-6-1	9-6	8-7	15	2-13	6-9	11-4	6-9	15	3-12	7-8	11-4	8-7
16	8-8	9-6-1	9-7	9-7	16	3-13	6-10	11-5	7-9	16	3-13	7-9	12-4	9-7



MIKE WEBSTER

1/1/88 vs. Tampa Bay

1994 Central Division				
Wk	CIN	CLE	HOU	PIT
1	0-1	1-0	0-1	0-1
2	0-2	1-1	0-2	1-1
3	0-3	2-1	0-3	2-1
4	0-4	3-1	1-3	2-2
5	0-5	4-1	1-4	3-2
6	0-6	5-1	1-5	4-2
7	0-7	6-1	1-6	5-2
8	0-8	6-2	1-7	5-3
9	1-8	7-2	1-8	6-3
10	2-8	8-2	1-9	7-3
11	2-9	8-3	1-10	8-3
12	2-10	9-3	1-11	9-3
13	2-11	9-4	1-12	10-3
14	2-12	10-4	1-13	11-3
15	2-13	10-5	1-14	12-3
16	3-13	11-5	2-14	12-4

AFC Central/North Division Playoff Races (Week-by-Week)

1995 Central Division					
Wk	CIN	CLE	HOU	JAX	PIT
1	1-0	0-1	1-0	0-1	1-0
2	2-0	1-1	1-1	0-2	2-0
3	2-1	1-2	1-2	0-3	2-1
4	2-2	2-2	2-2	0-4	2-2
5	2-3	2-3	2-3	1-4	3-2
6	2-4	2-4	2-4	2-4	3-3
7	3-4	2-5	2-5	2-5	3-4
8	3-5	3-5	3-5	3-5	4-4
9	3-6	4-5	4-5	3-6	5-4
10	4-6	4-6	4-6	3-7	6-4
11	4-7	4-7	4-7	3-8	7-4
12	5-7	5-7	5-7	3-9	8-4
13	5-8	5-8	5-8	3-10	9-4
14	6-8	5-9	5-9	3-11	10-4
15	6-9	6-9	6-9	3-12	11-4
16	7-9	7-9	7-9	4-12	11-5



KORDELL STEWART
11/7/99 at San Francisco

1996 Central Division					
Wk	CIN	BAL	HOU	JAX	PIT
1	0-1	1-0	0-1	1-0	0-1
2	0-2	1-1	1-1	1-1	1-1
3	1-2	1-2	2-1	1-2	2-1
4	1-3	2-2	2-2	1-3	3-1
5	1-4	2-3	3-2	2-3	4-1
6	1-5	2-4	4-2	2-4	5-1
7	1-6	2-5	5-2	3-4	5-2
8	2-6	3-5	5-3	3-5	6-2
9	3-6	3-6	5-4	3-6	7-2
10	4-6	3-7	6-4	4-6	7-3
11	4-7	3-8	6-5	4-7	8-3
12	5-7	3-9	6-6	5-7	9-3
13	5-8	4-9	7-6	6-7	9-4
14	6-8	4-10	7-7	7-7	10-4
15	7-8	4-11	7-8	8-7	10-5
16	8-8	4-12	8-8	9-7	10-6

1998 Central Division					
Wk	CIN	BAL	JAX	TEN	PIT
1	0-1	0-1	1-0	1-0	1-0
2	1-1	1-1	2-0	1-1	2-0
3	1-2	1-2	3-0	1-2	2-1
4	1-3	2-2	4-0	1-3	3-1
5	2-3	2-3	5-0	2-3	3-2
6	2-4	2-4	5-1	3-3	4-2
7	2-5	2-5	5-2	3-4	5-2
8	2-6	2-6	6-2	4-4	5-3
9	2-7	3-6	7-2	5-4	6-3
10	2-8	3-7	8-2	6-4	6-4
11	2-9	4-7	8-3	6-5	7-4
12	2-10	5-7	9-3	6-6	7-5
13	2-11	5-8	10-3	7-6	7-6
14	2-12	5-9	10-4	8-6	7-7
15	3-12	5-10	10-5	8-7	7-8
16	3-13	6-10	11-5	8-8	7-9

2000 Central Division						
Wk	CIN	CLEBAL	JAX	TEN	PIT	
1	Bye	0-1	1-0	1-0	0-1	0-1
2	0-1	1-1	2-0	1-1	1-1	Bye
3	0-2	2-1	2-1	2-1	Bye	0-2
4	0-3	2-2	3-1	2-2	2-1	0-3
5	0-4	2-3	4-1	2-3	3-1	1-3
6	0-5	2-4	5-1	2-4	4-1	2-3
7	0-6	2-5	5-2	2-5	5-1	3-3
8	1-6	2-6	5-3	2-6	6-1	4-3
9	2-6	2-7	5-4	3-6	7-1	5-3
10	2-7	2-8	6-4	Bye	8-1	5-4
11	2-8	3-8	7-4	3-7	8-2	5-5
12	2-9	3-9	8-4	4-7	9-2	5-6
13	2-10	3-10	9-4	5-7	9-3	6-6
14	3-10	3-11	Bye	6-7	10-3	7-6
15	3-11	3-12	10-4	7-7	11-3	7-7
16	4-11	3-13	11-4	7-8	12-3	8-7
17	4-12	Bye	12-4	7-9	13-3	9-7

1997 Central Division					
Wk	CIN	BAL	JAX	TEN	PIT
1	1-0	0-1	1-0	1-0	0-1
2	1-1	1-1	2-0	1-1	1-1
3	1-2	2-1	3-0	1-2	1-2
4	1-3	3-1	3-1	1-3	2-2
5	1-4	3-2	4-1	1-4	3-2
6	1-5	3-3	5-1	2-4	4-2
7	1-6	3-4	5-2	3-4	5-2
8	1-7	4-4	5-3	4-4	6-2
9	2-7	4-5	6-3	4-5	6-3
10	3-7	4-6	7-3	5-5	7-3
11	3-8	4-6-1	8-3	5-6	8-3
12	4-8	4-7-1	8-4	6-6	8-4
13	4-9	4-8-1	9-4	7-6	9-4
14	5-9	5-8-1	9-5	7-7	10-4
15	6-9	6-8-1	10-5	7-8	11-4
16	7-9	6-9-1	11-5	8-8	11-5

1999 Central Division						
Wk	CIN	CLE	BAL	JAX	TEN	PIT
1	0-1	0-1	0-1	1-0	1-0	1-0
2	0-2	0-2	0-2	2-0	2-0	2-0
3	0-3	0-3	1-2	2-1	3-0	2-1
4	1-3	0-4	2-2	3-1	3-1	2-2
5	1-4	0-5	2-3	4-1	4-1	2-3
6	1-5	0-6	Bye	5-1	Bye	3-3
7	1-6	0-7	2-4	Bye	5-1	4-3
8	1-7	1-7	2-5	6-1	6-1	Bye
9	1-8	1-8	3-5	7-1	6-2	5-3
10	1-9	2-8	3-6	8-1	7-2	5-4
11	1-10	2-9	4-6	9-1	8-2	5-5
12	2-10	2-10	4-7	10-1	9-2	5-6
13	3-10	2-11	5-7	11-1	9-3	5-7
14	4-10	2-12	6-7	12-1	10-3	5-8
15	Bye	2-13	7-7	13-1	11-3	5-9
16	4-11	2-14	8-7	13-2	12-3	6-9
17	4-12	Bye	8-8	14-2	13-3	6-10

2001 Central Division						
Wk	CIN	CLEBAL	JAX	TEN	PIT	
1	1-0	0-1	1-0	1-0	0-1	0-1
2	2-0	1-1	1-1	2-0	0-2	Bye
3	2-1	2-1	2-1	2-1	Bye	1-1
4	2-2	3-1	3-1	2-2	0-3	2-1
5	3-2	3-2	3-2	Bye	1-3	3-1
6	3-3	4-2	3-3	2-3	2-3	4-1
7	4-3	Bye	4-3	2-4	2-4	5-1
8	Bye	4-3	5-3	2-5	3-4	5-2
9	4-4	4-4	6-3	3-5	3-5	6-2
10	4-5	5-4	6-4	3-6	4-5	7-2
11	4-6	6-4	7-4	3-7	4-6	8-2
12	4-7	6-5	8-4	3-8	5-6	9-2
13	4-8	6-6	Bye	4-8	5-7	10-2
14	4-9	6-7	8-5	5-8	6-7	11-2
15	4-10	6-8	9-5	6-8	7-7	12-2
16	5-10	7-8	9-6	6-9	7-8	12-3
17	6-10	7-9	10-6	6-10	7-9	13-3

● Division Champion ● Wild Card Team

AFC Central/North Division Playoff Races (Week-by-Week)

2002 North Division					2005 North Division					2008 North Division				
Wk	BAL	CIN	CLE ●	PIT ●	Wk	BAL	CIN ●	CLE	PIT ●	Wk	BAL ●	CIN	CLE	PIT ●
1	0-1	0-1	0-1	0-1	1	0-1	1-0	0-1	1-0	1	1-0	0-1	0-1	1-0
2	0-2	0-2	1-1	0-2	2	0-2	2-0	1-1	2-0	2	Bye	0-2	0-2	2-0
3	Bye	0-3	2-1	Bye	3	Bye	3-0	1-2	2-1	3	2-0	0-3	0-3	2-1
4	1-2	0-4	2-2	1-2	4	1-2	4-0	Bye	Bye	4	2-1	0-4	1-3	3-1
5	2-2	0-5	2-3	1-3	5	1-3	4-1	2-2	3-1	5	2-2	0-5	Bye	4-1
6	2-3	0-6	2-4	2-3	6	2-3	5-1	2-3	3-2	6	2-3	0-6	2-3	Bye
7	3-3	Bye	3-4	3-3	7	2-4	5-2	2-4	4-2	7	3-3	0-7	2-4	5-1
8	3-4	0-7	4-4	4-3	8	2-5	6-2	2-5	5-2	8	4-3	0-8	3-4	5-2
9	3-5	1-7	4-5	5-3	9	2-6	7-2	3-5	6-2	9	5-3	1-8	3-5	6-2
10	4-5	1-8	Bye	5-3-1	10	2-7	Bye	3-6	7-2	10	6-3	Bye	3-6	6-3
11	4-6	1-9	5-5	5-4-1	11	3-7	7-3	4-6	7-3	11	6-4	1-8-1	4-6	7-3
12	5-6	1-10	6-5	6-4-1	12	3-8	8-3	4-7	7-4	12	7-4	1-9-1	4-7	8-3
13	6-6	1-11	6-6	7-4-1	13	4-8	9-3	4-8	7-5	13	8-4	1-10-1	4-8	9-3
14	6-7	1-12	7-6	7-5-1	14	4-9	10-3	4-9	8-5	14	9-4	1-11-1	4-9	10-3
15	7-7	1-13	7-7	8-5-1	15	5-9	11-3	5-9	9-5	15	9-5	2-11-1	4-10	11-3
16	7-8	2-13	8-7	9-5-1	16	6-9	11-4	5-10	10-5	16	10-5	3-11-1	4-11	11-4
17	7-9	2-14	9-7	10-5-1	17	6-10	11-5	6-10	11-5	17	11-5	4-11-1	4-12	12-4

2003 North Division					2006 North Division					2009 North Division				
Wk	BAL ●	CIN	CLE	PIT	Wk	BAL ●	CIN	CLE	PIT	Wk	BAL ●	CIN ●	CLE	PIT
1	0-1	0-1	0-1	1-0	1	1-0	1-0	0-1	1-0	1	1-0	0-1	0-1	1-0
2	1-1	0-2	0-2	1-1	2	2-0	2-0	0-2	1-1	2	2-0	1-1	0-2	1-1
3	2-1	0-3	1-2	2-1	3	3-0	3-0	0-3	1-2	3	3-0	2-1	0-3	1-2
4	2-2	1-3	1-3	2-2	4	4-0	3-1	1-3	Bye	4	3-1	3-1	0-4	2-2
5	Bye	1-4	2-3	2-3	5	4-1	Bye	1-4	1-3	5	3-2	4-1	1-4	3-2
6	3-2	Bye	3-3	2-4	6	4-2	3-2	Bye	2-3	6	3-3	4-2	1-5	4-2
7	3-3	2-4	3-4	Bye	7	Bye	4-2	1-5	2-4	7	Bye	5-2	1-6	5-2
8	4-3	3-4	3-5	2-5	8	5-2	4-3	2-5	2-5	8	4-3	Bye	1-7	Bye
9	5-3	3-5	Bye	2-6	9	6-2	4-4	2-6	2-6	9	4-4	6-2	Bye	6-2
10	5-4	4-5	3-6	3-6	10	7-2	4-5	3-6	3-6	10	5-4	7-2	1-8	6-3
11	5-5	5-5	4-6	3-7	11	8-2	5-5	3-7	4-6	11	5-5	7-3	1-9	6-4
12	6-5	6-5	4-7	4-7	12	9-2	6-5	3-8	4-7	12	6-5	8-3	1-10	6-5
13	7-5	7-5	4-8	4-8	13	9-3	7-5	4-8	5-7	13	6-6	9-3	1-11	6-6
14	8-5	7-6	4-9	5-8	14	10-3	8-5	4-9	6-7	14	7-6	9-4	2-11	6-7
15	8-6	8-6	4-10	5-9	15	11-3	8-6	4-10	7-7	15	8-6	9-5	3-11	7-7
16	9-6	8-7	4-11	6-9	16	12-3	8-7	4-11	7-8	16	8-7	10-5	4-11	8-7
17	10-6	8-8	5-11	6-10	17	13-3	8-8	4-12	8-8	17	9-7	10-6	5-11	9-7

2004 North Division					2007 North Division					2010 North Division				
Wk	BAL	CIN	CLE	PIT ●	Wk	BAL	CIN	CLE	PIT ●	Wk	BAL ●	CIN	CLE	PIT ●
1	0-1	0-1	1-0	1-0	1	0-1	1-0	0-1	1-0	1	1-0	0-1	0-1	1-0
2	1-1	1-1	1-1	1-1	2	1-1	1-1	1-1	2-0	2	1-1	1-1	0-2	2-0
3	2-1	1-2	1-2	2-1	3	2-1	1-2	1-2	3-0	3	2-1	2-1	0-3	3-0
4	2-2	1-3	2-2	3-1	4	2-2	1-3	2-2	3-1	4	3-1	2-2	1-3	3-1
5	3-2	Bye	2-3	4-1	5	3-2	Bye	2-3	4-1	5	4-1	2-3	1-4	Bye
6	Bye	1-4	3-3	5-1	6	4-2	1-4	3-3	Bye	6	4-2	Bye	1-5	4-1
7	4-2	2-4	3-4	Bye	7	4-3	2-4	Bye	4-2	7	5-2	2-4	2-5	5-1
8	4-3	2-5	Bye	6-1	8	Bye	2-5	4-3	5-2	8	Bye	2-5	Bye	5-2
9	5-3	3-5	3-5	7-1	9	4-4	2-6	5-3	6-2	9	6-2	2-6	3-5	6-2
10	6-3	4-5	3-6	8-1	10	4-5	3-6	5-4	7-2	10	6-3	2-7	3-6	6-3
11	7-3	4-6	3-7	9-1	11	4-6	3-7	6-4	7-3	11	7-3	2-8	3-7	7-3
12	7-4	5-6	3-8	10-1	12	4-7	4-7	7-4	8-3	12	8-3	2-9	4-7	8-3
13	7-5	6-6	3-9	11-1	13	4-8	4-8	7-5	9-3	13	8-4	2-10	5-7	9-3
14	8-5	6-7	3-10	12-1	14	4-9	5-8	8-5	9-4	14	9-4	2-11	5-8	10-3
15	8-6	6-8	3-11	13-1	15	4-10	5-9	9-5	9-5	15	10-4	3-11	5-9	10-4
16	8-7	7-8	3-12	14-1	16	4-11	6-9	9-6	10-5	16	11-4	4-11	5-10	11-4
17	9-7	8-8	4-12	15-1	17	5-11	7-9	10-6	10-6	17	12-4	4-12	5-11	12-4

● Division Champion ● Wild Card Team

AFC Central/North Division Playoff Races (Week-by-Week)

2011 North Division				
Wk	BAL ●	CIN ●	CLE	PIT ●
1	1-0	0-1	0-1	0-1
2	1-1	1-1	1-1	1-1
3	2-1	1-2	2-1	2-1
4	3-1	2-2	2-2	2-2
5	Bye	3-2	Bye	3-2
6	4-1	4-2	2-3	4-2
7	4-2	Bye	3-3	5-2
8	5-2	5-2	3-4	6-2
9	6-2	6-2	3-5	6-3
10	6-3	6-3	3-6	7-3
11	7-3	6-4	4-6	Bye
12	8-3	7-4	4-7	8-3
13	9-3	7-5	4-8	9-3
14	10-3	7-6	4-9	10-3
15	10-4	8-6	4-10	10-4
16	11-4	9-6	4-11	11-4
17	12-4	9-7	4-12	12-4

2014 North Division				
Wk	BAL ●	CIN ●	CLE	PIT ●
1	0-1	1-0	0-1	1-0
2	1-1	2-0	1-1	1-1
3	2-1	3-0	1-2	2-1
4	3-1	Bye	Bye	2-2
5	3-2	3-1	2-2	3-2
6	4-2	3-1-1	3-2	3-3
7	5-2	3-2-1	3-3	4-3
8	5-3	4-2-1	4-3	5-3
9	5-4	5-2-1	5-3	6-3
10	6-4	5-3-1	6-3	6-4
11	Bye	6-3-1	6-4	7-4
12	7-4	7-3-1	7-4	Bye
13	7-5	8-3-1	7-5	7-5
14	8-5	8-4-1	7-6	8-5
15	9-5	9-4-1	7-7	9-5
16	9-6	10-4-1	7-8	10-5
17	10-6	10-5-1	7-9	11-5

2017 North Division				
Wk	BAL	CIN	CLE	PIT ●
1	1-0	0-1	0-1	1-0
2	2-0	0-2	0-2	2-0
3	2-1	0-3	0-3	2-1
4	2-2	1-3	0-4	3-1
5	3-2	2-3	0-5	3-2
6	3-3	Bye	0-6	4-2
7	3-4	2-4	0-7	5-2
8	4-4	3-4	0-8	6-2
9	4-5	3-5	Bye	Bye
10	Bye	3-6	0-9	7-2
11	5-5	4-6	0-10	8-2
12	6-5	5-6	0-11	9-2
13	7-5	5-7	0-12	10-2
14	7-6	5-8	0-13	11-2
15	8-6	5-9	0-14	11-3
16	9-6	6-9	0-15	12-3
17	9-7	7-9	0-16	13-3

2012 North Division				
Wk	BAL ●	CIN ●	CLE	PIT
1	1-0	0-1	0-1	0-1
2	1-1	1-1	0-2	1-1
3	2-1	2-1	0-3	1-2
4	3-1	3-1	0-4	Bye
5	4-1	3-2	0-5	2-2
6	5-1	3-3	1-5	2-3
7	5-2	3-4	1-6	3-3
8	Bye	Bye	2-6	4-3
9	6-2	3-5	2-7	5-3
10	7-2	4-5	Bye	6-3
11	8-2	5-5	2-8	6-4
12	9-2	6-5	3-8	6-5
13	9-3	7-5	4-8	7-5
14	9-4	7-6	5-8	7-6
15	9-5	8-6	5-9	7-7
16	10-5	9-6	5-10	7-8
17	10-6	10-6	5-11	8-8

2015 North Division				
Wk	BAL	CIN ●	CLE	PIT ●
1	0-1	1-0	0-1	0-1
2	0-2	2-0	1-1	1-1
3	0-3	3-0	1-2	2-1
4	1-3	4-0	1-3	2-2
5	1-4	5-0	2-3	3-2
6	1-5	6-0	2-4	4-2
7	1-6	Bye	2-5	4-3
8	2-6	7-0	2-6	4-4
9	Bye	8-0	2-7	5-4
10	2-7	8-1	2-8	6-4
11	3-7	8-2	Bye	Bye
12	4-7	9-2	2-9	6-5
13	4-8	10-2	2-10	7-5
14	4-9	10-3	3-10	8-5
15	4-10	11-3	3-11	9-5
16	5-10	11-4	3-12	9-6
17	5-11	12-4	3-13	10-6

2018 North Division				
Wk	BAL ●	CIN	CLE	PIT
1	1-0	1-0	0-0-1	0-0-1
2	1-1	2-0	0-1-1	0-1-1
3	2-1	2-1	1-1-1	1-1-1
4	3-1	3-1	1-2-1	1-2-1
5	3-2	4-1	2-2-1	2-2-1
6	3-3	4-2	2-3-1	3-2-1
7	4-3	4-3	2-4-1	Bye
8	4-4	5-3	2-5-1	4-2-1
9	4-5	Bye	2-6-1	5-2-1
10	Bye	5-4	3-6-1	6-2-1
11	5-5	5-5	Bye	7-2-1
12	6-5	5-6	4-6-1	7-3-1
13	7-5	5-7	4-7-1	7-4-1
14	7-6	5-8	5-7-1	7-5-1
15	8-6	6-8	6-7-1	8-5-1
16	9-6	6-9	7-7-1	8-6-1
17	10-6	6-10	7-8-1	9-6-1

2013 North Division				
Wk	BAL	CIN ●	CLE	PIT
1	0-1	0-1	0-1	0-1
2	1-1	1-1	0-2	0-2
3	2-1	2-1	1-2	0-3
4	2-2	2-2	2-2	0-4
5	3-2	3-2	3-2	Bye
6	3-3	4-2	3-3	1-4
7	3-4	5-2	3-4	2-4
8	Bye	6-2	3-5	2-5
9	3-5	6-3	4-5	2-6
10	4-5	6-4	Bye	3-6
11	4-6	7-4	4-6	4-6
12	5-6	Bye	4-7	5-6
13	6-6	8-4	4-8	5-7
14	7-6	9-4	4-9	5-8
15	8-6	9-5	4-10	6-8
16	8-7	10-5	4-11	7-8
17	8-8	11-5	4-12	8-8

2016 North Division				
Wk	BAL	CIN	CLE	PIT ●
1	1-0	1-0	0-1	1-0
2	2-0	1-1	0-2	2-0
3	3-0	1-2	0-3	2-1
4	3-1	2-2	0-4	3-1
5	3-2	2-3	0-5	4-1
6	3-3	2-4	0-6	4-2
7	3-4	3-4	0-7	4-3
8	Bye	3-4-1	0-8	Bye
9	4-4	Bye	0-9	4-4
10	5-4	3-5-1	0-10	4-5
11	5-5	3-6-1	0-11	5-5
12	6-5	3-7-1	0-12	6-5
13	7-5	4-7-1	Bye	7-5
14	7-6	5-7-1	0-13	8-5
15	8-6	5-8-1	0-14	9-5
16	8-7	5-9-1	1-14	10-5
17	8-8	6-9-1	1-15	11-5

2019 North Division				
Wk	BAL ●	CIN	CLE	PIT
1	1-0	0-1	0-1	0-1
2	2-0	0-2	0-2	0-2
3	2-1	0-3	1-2	0-3
4	2-2	0-4	2-2	1-3
5	3-2	0-5	2-3	1-4
6	4-2	0-6	2-4	2-4
7	5-2	0-7	Bye	Bye
8	Bye	0-8	2-5	3-4
9	6-2	Bye	2-6	4-4
10	7-2	0-9	3-6	5-4
11	8-2	0-10	4-6	5-5
12	9-2	0-11	5-6	6-5
13	10-2	1-11	5-7	7-5
14	11-2	1-12	6-7	8-5
15	12-2	1-13	6-8	8-6
16	13-2	1-14	6-9	8-7
17	14-2	2-14	6-10	8-8

● Division Champion ● Wild Card Team

Steelers Quarterback Records

QUARTERBACK STARTING RECORDS

Year	Player	Record	Year	Player	Record
1969	Terry Hanratty	0-5	1996	Mike Tomczak	10-5
1970	Terry Bradshaw	3-5		Jim Miller	0-1
	Terry Hanratty	2-4	1997	Kordell Stewart	11-5
1971	Terry Bradshaw	5-8	1998	Kordell Stewart	7-9
	Terry Hanratty	1-0	1999	Kordell Stewart	5-6
1972	Terry Bradshaw	11-3		Mike Tomczak	1-4
1973	Terry Bradshaw	8-1	2000	Kordell Stewart	7-4
	Terry Hanratty	2-2		Kent Graham	2-3
	Joe Gilliam	0-1	2001	Kordell Stewart	13-3
1974	Terry Bradshaw	5-2	2002	Tommy Maddox	8-3-1
	Terry Hanratty	1-0		Kordell Stewart	2-2
	Joe Gilliam	4-1-1	2003	Tommy Maddox	6-10
1975	Terry Bradshaw	12-2	2004	Ben Roethlisberger	13-0
1976	Mike Kruczek	6-0		Tommy Maddox	2-1
	Terry Bradshaw	4-4	2005	Ben Roethlisberger	9-3
1977	Terry Bradshaw	9-5		Charlie Batch	2-0
1978	Terry Bradshaw	14-2		Tommy Maddox	0-2
1979	Terry Bradshaw	12-4	2006	Ben Roethlisberger	7-8
1980	Terry Bradshaw	9-6		Charlie Batch	1-0
	Cliff Stoudt	0-1	2007	Ben Roethlisberger	10-5
1981	Terry Bradshaw	8-6		Charlie Batch	0-1
	Mark Malone	0-2	2008	Ben Roethlisberger	12-4
1982	Terry Bradshaw	6-3	2009	Ben Roethlisberger	9-6
1983	Cliff Stoudt	9-6		Dennis Dixon	0-1
	Terry Bradshaw	1-0	2010	Ben Roethlisberger	9-3
1984	Mark Malone	6-3		Dennis Dixon	2-0
	David Woodley	3-4		Charlie Batch	1-1
1985	David Woodley	4-2	2011	Ben Roethlisberger	11-4
	Mark Malone	3-5		Charlie Batch	1-0
	Scott Campbell	0-2	2012	Ben Roethlisberger	7-6
1986	Mark Malone	6-8		Charlie Batch	1-1
	Bubby Brister	0-2		Byron Leftwich	0-1
1987	Mark Malone	6-6	2013	Ben Roethlisberger	8-8
	Steve Bono	2-1	2014	Ben Roethlisberger	11-5
1988	Bubby Brister	4-9	2015	Ben Roethlisberger	7-4
	Todd Blackledge	1-2		Mike Vick	2-1
1989	Bubby Brister	8-6		Landry Jones	1-1
	Todd Blackledge	1-1	2016	Ben Roethlisberger	10-4
1990	Bubby Brister	9-7		Landry Jones	1-1
1991	Bubby Brister	5-3	2017	Ben Roethlisberger	12-3
	Neil O'Donnell	2-6		Landry Jones	1-0
1992	Neil O'Donnell	9-3	2018	Ben Roethlisberger	9-6-1
	Bubby Brister	2-2	2019	Ben Roethlisberger	0-2
1993	Neil O'Donnell	9-6		Mason Rudolph	5-3
	Mike Tomczak	0-1		Devlin Hodges	3-3
1994	Neil O'Donnell	10-4			
	Mike Tomczak	2-0			
1995	Neil O'Donnell	9-3			
	Mike Tomczak	2-2			



QUARTERBACK CAREER RECORDS

Ben Roethlisberger (2004-19) 144-71-1

Terry Bradshaw (1970-83)	107-51
Kordell Stewart (1995-02)	45-29
Neil O'Donnell (1990-95)	39-22
Bubby Brister (1986-92)	28-29
Mark Malone (1981-87)	21-24
Tommy Maddox (2002-05)	16-16-1
Mike Tomczak (1993-99)	15-12
Cliff Stoudt (1977-83)	9-7
David Woodley (1984-85)	7-6
Mike Kruczek (1976-79)	6-0
Charlie Batch (2002-12)	6-3
Terry Hanratty (1969-75)	6-11
Mason Rudolph (2019)	5-3
Joe Gilliam (1972-75)	4-2-1
Landry Jones (2013-17)	3-2
Devlin Hodges (2019)	3-3
Mike Vick (2015)	2-1
Dennis Dixon (2008-11)	2-1
Steve Bono (1987-88)	2-1
Kent Graham (2000)	2-3
Todd Blackledge (1988-89)	2-3
Byron Leftwich (2008, 2010-2012)	0-1
Jim Miller (1995-96)	0-1
Scott Campbell (1984-86)	0-2

Steelers Attendance

STEELERS YEARLY ATTENDANCE FIGURES/AVERAGE (Regular Season)

Year	Games	Home Total	Home Avg.	Away Total	Away Avg.	Yearly Total	Yearly Avg.
1933	11●	57,000	11,400	42,500	8,500	99,500	9,500
1934	12	85,834	14,306	63,200	10,533	149,034	12,419
1935	12	87,421	12,489	55,000	11,000	142,421	11,868
1936	12	90,464	18,093	78,747	11,250	169,211	14,101
1937	10	79,629	13,272	68,282	17,071	147,911	14,791
1938	11●	63,999	12,800	91,441	18,288	155,440	15,544
1939	11	37,378	7,476	105,328	17,555	142,706	12,973
1940	11	101,988	20,398	103,683	17,281	205,671	18,697
1941	11	81,129	16,226	134,233	22,372	215,362	19,579
1942	11	86,017	17,203	96,353	16,059	182,369	16,579
1943	10●	129,347	21,558	107,865	26,966	237,212	23,721
1944	10●	69,670	13,934	135,988	27,198	205,658	20,566
1945	10	95,765	19,153	149,887	29,977	245,652	24,565
1946	11	176,827	35,365	158,916	26,486	335,743	30,522
1947	13	243,271	34,753	198,628	33,105	441,899	33,992
1948	12	174,726	29,121	118,892	19,815	293,618	24,468
1949	12	152,767	25,461	123,672	20,612	276,439	23,037
1950	12	158,134	26,356	143,928	23,883	301,432	25,119
1951	12	134,126	22,354	106,925	17,821	241,051	20,088
1952	12	134,669	22,445	187,898	31,316	322,567	26,881
1953	12	157,830	26,305	155,466	25,911	313,296	26,108
1954	12	182,648	30,441	141,070	23,512	323,718	26,977
1955	12	176,496	29,416	201,711	33,619	378,207	31,517
1956	12	170,267	28,378	211,563	35,261	381,830	31,819
1957	12	168,957	28,160	197,898	32,983	366,855	30,571
1958	12	140,592	23,432	209,337	34,890	349,929	29,161
1959	12	159,870	26,645	255,573	42,596	415,443	34,620
1960	12	173,099	28,850	265,469	44,245	438,568	36,547
1961	14	155,903	22,272	287,625	41,089	443,528	31,681
1962	14	174,741	24,963	297,791	42,542	472,532	33,753
1963	14	257,985	36,855	349,492	49,927	607,477	43,391
1964	14	251,990	35,999	355,453	50,779	607,443	43,389
1965	14	228,954	32,708	366,596	52,371	595,550	42,539
1966	14	249,331	35,619	407,761	58,252	657,092	46,935
1967	14	271,522	38,789	420,655	60,094	692,177	49,441
1968	14	234,241	33,463	396,530	56,647	630,771	45,055
1969	14	273,058	39,008	416,758	59,537	689,816	49,273
1970	14	323,387	46,198	400,966	57,281	724,353	51,740
1971	14	323,812	46,259	412,446	58,921	736,258	52,590
1972	14	340,549	48,650	387,406	55,344	727,955	51,997
1973	14	377,351	53,907	332,111	47,444	709,462	50,676
1974	14	325,457	46,494	405,919	57,988	731,376	52,241
1975	14	341,205	48,744	391,700	55,957	732,905	52,350
1976	14	330,620	47,231	416,875	59,554	747,495	53,393
1977	14	337,156	48,165	399,251	57,036	736,407	52,601
1978	16	380,258	47,532	490,878	61,360	871,136	54,446
1979	16	391,931	48,991	492,722	61,590	884,653	55,291
1980	16	424,106	53,013	491,122	61,390	915,228	57,202
1981	16	421,234	52,654	483,184	60,398	904,143	56,509
1982	9	208,890	52,223	286,852	57,370	549,288	54,929
1983	16	462,587	57,823	481,357	60,170	943,944	58,997
1984	16	447,288	55,911	508,396	63,550	955,644	59,728
1985	16	436,069	54,509	481,201	60,150	917,270	57,329
1986	16	414,937	51,867	482,461	60,308	897,398	56,087

● One game of attendance unavailable ● Games played in Pittsburgh and Philadelphia ● Games played in Pittsburgh and Chicago

Steelers Attendance

STEELERS YEARLY ATTENDANCE FIGURES/AVERAGE (Regular Season) (Continued)

Year	Games	Home Total	Home Avg.	Away Total	Away Avg.	Yearly Total	Yearly Avg.
1987	15	353,402	50,486	364,454	45,557	717,856	47,857
1988	16	396,044	49,506	466,099	58,262	862,143	53,884
1989	16	383,494	47,937	441,022	55,128	824,516	51,532
1990	16	434,769	54,346	510,899	63,862	945,668	59,104
1991	16	406,935	50,867	526,678	65,835	933,613	58,351
1992	16	427,282	53,410	510,270	63,784	937,552	58,597
1993	16	440,927	55,116	503,509	62,939	944,436	59,027
1994	16	461,272	57,659	494,849	61,606	954,121	59,633
1995	16	455,913	56,989	486,946	60,868	942,859	58,929
1996	16	466,944	58,368	513,289	64,161	980,233	61,264
1997	16	462,532	57,817	519,955	64,994	982,487	61,405
1998	16	464,619	58,077	540,926	67,616	1,005,545	62,847
1999	16	416,618	52,077	555,589	69,448	972,207	60,763
2000	16	440,428	55,053	546,611	68,326	987,039	61,690
2001●	16	499,191	62,399	556,337	69,542	1,055,528	65,971
2002	16	490,274	61,284	533,174	66,647	1,023,448	63,966
2003	16	477,584	59,698	574,929	71,866	1,052,513	65,782
2004	16	507,385	63,423	574,856	71,857	1,082,241	67,640
2005	16	507,434	63,429	541,305	67,663	1,048,739	65,546
2006	16	499,461	62,433	552,626	69,078	1,052,087	65,755
2007	16	496,675	62,084	564,632	70,579	1,061,307	66,332
2008	16	503,125	62,890	573,573	71,866	1,076,698	67,294
2009	16	507,882	63,458	543,504	67,938	1,051,386	65,711
2010	16	504,669	63,084	545,046	68,131	1,049,715	65,607
2011	16	504,279	63,035	545,236	68,155	1,049,515	65,595
2012	16	489,135	61,141	589,439●	73,680●	1,078,574●	67,411●
2013	16	458,489	57,311	567,283	70,910	1,025,772	64,111
2014	16	497,811	62,226	562,731	70,341	1,060,542	66,283
2015	16	517,854●	64,731●	535,858	66,982	1,053,712	65,857
2016	16	514,503	64,313	551,124	68,890	1,065,627	66,602
2017	16	499,768	62,471	535,723	66,965	1,035,491	64,718
2018	16	507,651	63,456	532,858	66,607	1,040,509	65,032
2019	16	497,896	62,237	488,694	61,087	986,590	61,662

Steelers Home Attendance Since 1970

ATTENDANCE AT HEINZ FIELD

The Steelers drew 497,896 fans to their eight home games during the 2019 season, averaging 62,237 per home game. Since Heinz Field opened in 2001, the Steelers have averaged at least 62,000 fans per game each season.

Pittsburgh had a season-high 65,063 fans in Week 2 versus Seattle.

The Steelers have sold out 375 straight regular-season games at home, dating back to Nov. 5, 1972 versus Cincinnati.

Below are the Steelers' all-time home attendance figures since 1970:

ALL-TIME ATTENDANCE AT HEINZ FIELD

Regular Season

Year	Games	Total Attendance	Avg.
1970	7	318,698	45,528
1971	7	323,812	46,259
1972	7	340,549	48,650
1973	8	377,351	47,169
1974	7	325,457	46,494
1975	7	341,205	48,744
1976	7	330,620	47,231
1977	7	337,156	48,165
1978	8	380,258	47,532
1979	8	391,931	48,991
1980	8	424,106	53,013
1981	8	420,964	52,621
1982	4	208,890	52,223
1983	8	462,587	57,823
1984	8	447,288	55,911
1985	8	436,069	54,509
1986	8	414,937	51,867
1987	7	353,402	50,586
1988	8	396,044	49,506
1989	8	383,494	47,937
1990	8	434,769	54,346
1991	8	406,935	50,867
1992	8	427,782	53,410
1993	8	440,927	55,116
1994	8	461,272	57,659
1995	8	455,913	56,989
1996	8	466,944	58,368
1997	8	462,532	57,817
1998	8	464,619	58,077
1999	8	416,618	52,077
2000	8	440,428	55,053
2001	8	499,191	62,399
2002	8	490,274	61,284
2003	8	477,584	59,698
2004	8	507,385	63,423
2005	8	507,434	63,429
2006	8	499,461	62,433
2007	8	496,675	62,084
2008	8	503,125	62,890
2009	8	507,882	63,458
2010	8	504,669	63,084
2011	8	504,279	63,035
2012	8	489,135	61,141
2013	8	458,489	57,311
2014	8	497,811	62,226
2015	8	517,854	64,731
2016	8	514,503	64,313
2017	8	499,768	62,471
2018	8	507,651	63,456
2019	8	497,896	62,237

- Played four home games due to players' strike.
- Played seven home games due to players' strike.
- Inaugural season at Heinz Field.
- Team Record

BREAKDOWN OF 2019 ATTENDANCE

The Steelers drew an average of 62,237 fans to each home game in 2019. It marked the 26th time in the last 27 seasons and the 20th consecutive season that the Steelers have averaged more than 55,000 fans at each home game.

The Steelers continued to be one of the most popular road teams in 2019. Pittsburgh drew 488,694 fans on the road, an average of 61,087 fans per game.

2019 REGULAR-SEASON ATTENDANCE NUMBERS

Home		Road	
1. Seattle	65,063	New England	65,878
2. Cincinnati	57,959	San Francisco	69,439
3. Baltimore	64,037	L.A. Chargers	25,425
4. Miami	59,244	Cleveland	67,431
5. Indianapolis	61,115	Cincinnati	47,423
6. L.A. Rams	63,627	Arizona	63,880
7. Cleveland	62,157	N.Y. Jets	78,523
8. Buffalo	64,694	Baltimore	70,695

TOP 10 HOME CROWDS IN STEELERS HISTORY

The Steelers set the single-game home attendance record (68,574) against the England Patriots in Week 15 of 2017.

The Steelers' overall attendance record at Three Rivers Stadium was 61,545 during the 1994 AFC Championship Game (Jan. 15, 1995) versus the San Diego Chargers. Pittsburgh's top regular-season attendance figure at Three Rivers was 60,808 on Dec. 18, 1994, versus the Cleveland Browns.

	Date	Opponent	Attendance
1.	Dec. 17, 2017	New England	68,574
2.	Nov. 13, 2016	Dallas	67,737
3.	Dec. 20, 2015	Denver	67,234
4.	Jan. 23, 2011	N.Y. Jets*	66,662
5.	Sept. 20, 2015	San Francisco	66,472
6.	Oct. 9, 2016	N.Y. Jets	66,385
7.	Dec. 25, 2016	Baltimore	66,276
8.	Oct. 8, 2017	Jacksonville	66,237
9.	Oct. 23, 2016	New England	66,009
10.	Dec. 16, 2018	New England	65,280

* Playoff Game

88 Years with the Steelers

2019 Mike Tomlin			
W-8, L-8	Steelers	Opp.	
9/8 at New England	3	33	[L]
9/15 Seattle	26	28	[L]
9/22 at San Francisco	20	24	[L]
9/30 Cincinnati	27	3	[W]
10/6 Baltimore (OT)	23	26	[L]
10/13 at L.A. Chargers	24	17	[W]
10/20 Bye Week			
10/28 Miami	27	14	[W]
11/3 Indianapolis	26	24	[W]
11/10 L.A. Rams	17	12	[W]
11/14 at Cleveland	7	21	[L]
11/24 at Cincinnati	16	10	[W]
12/1 Cleveland	20	13	[W]
12/8 at Arizona	23	17	[W]
12/15 Buffalo	10	17	[L]
12/22 at N.Y. Jets	10	16	[L]
12/29 at Baltimore	10	28	[L]
(H 5-3, A 3-5)	289	303	

2018 Mike Tomlin			
W-9, L-6, T-1	Steelers	Opp.	
9/9 at Cleveland (OT)	21	21	[T]
9/16 Kansas City	37	42	[L]
9/24 at Tampa Bay	30	27	[W]
9/30 Baltimore	14	26	[L]
10/7 Atlanta	41	17	[W]
10/14 at Cincinnati	28	21	[W]
10/28 Cleveland	33	18	[W]
10/21 Bye Week			
11/4 at Baltimore	23	16	[W]
11/8 Carolina	52	21	[W]
11/18 at Jacksonville	20	16	[W]
11/25 at Denver	17	24	[L]
12/2 Los Angeles	30	33	[L]
12/9 at Oakland	21	24	[L]
12/16 New England	17	10	[W]
12/23 at New Orleans	28	31	[L]
12/30 Cincinnati	16	13	[W]
(H 5-3, A 4-3-1)	428	360	

2017 Mike Tomlin			
W-13, L-3	Steelers	Opp.	
9/10 at Cleveland	21	18	[W]
9/17 Minnesota	26	9	[W]
9/24 at Chicago (OT)	17	23	[L]
10/1 at Baltimore	26	9	[W]
10/8 Jacksonville	9	30	[L]
10/15 at Kansas City	19	13	[W]
10/22 Cincinnati	29	14	[W]
10/29 at Detroit	20	15	[W]
11/5 Bye Week			
11/12 at Indianapolis	20	17	[W]
11/16 Tennessee	40	17	[W]
11/26 Green Bay	31	28	[W]
12/4 at Cincinnati	23	20	[W]
12/10 Baltimore	39	38	[W]
12/17 New England	24	27	[L]
12/25 at Houston	34	6	[W]
12/31 Cleveland	28	24	[W]
(H 6-2, A 7-1)	399	327	
AFC Playoff Game (Divisional)			
1/14 Jacksonville	42	45	[W]

2016 Mike Tomlin			
W-11, L-5	Steelers	Opp.	
9/12 at Washington	38	16	[W]
9/18 Cincinnati	24	16	[W]
9/25 at Philadelphia	3	34	[L]
10/2 Kansas City	43	14	[W]
10/9 N.Y. Jets	31	13	[W]
10/16 at Miami	15	30	[L]
10/23 New England	16	27	[L]
10/30 Bye Week			
11/6 at Baltimore	14	21	[L]
11/13 Dallas	30	35	[L]
11/20 at Cleveland	24	9	[W]
11/24 at Indianapolis	28	7	[W]
12/4 N.Y. Giants	24	14	[W]
12/11 at Buffalo***	27	20	[W]
12/18 at Cincinnati	24	20	[W]
12/25 Baltimore	31	27	[W]
1/1 Cleveland (OT)	27	24	[W]
(H 6-2, A 5-3)	399	327	

***Tomlin's 100th win

AFC Playoff Game (Wild Card)			
1/8 Miami	30	12	[W]
AFC Playoff Game (Divisional)			
1/15 at Kansas City	18	16	[W]
AFC Championship Game			
1/22 at New England	17	36	[L]

2015 Mike Tomlin			
W-10, L-6	Steelers	Opp.	
9/10 at New England	21	28	[L]
9/20 San Francisco	43	18	[W]
9/27 at St. Louis	12	6	[W]
10/1 Baltimore (OT)	20	23	[L]
10/12 at San Diego	24	20	[W]
10/18 Arizona	25	13	[W]
10/25 at Kansas City	13	23	[L]
11/1 Cincinnati	10	16	[L]
11/8 Oakland	38	35	[W]
11/15 Cleveland	30	9	[W]
11/22 Bye Week			
11/29 at Seattle	30	39	[L]
12/6 Indianapolis	45	10	[W]
12/13 at Cincinnati	33	20	[W]
12/20 Denver	34	27	[W]
12/27 at Baltimore	17	20	[L]
1/3 at Cleveland	28	12	[W]
(H 6-2, A 4-4)	423	319	
AFC Playoff Game (Wild Card)			
1/9 at Cincinnati	18	16	[W]
AFC Playoff Game (Divisional)			
1/17 at Denver	16	23	[L]

2014 Mike Tomlin			
W-11, L-5	Steelers	Opp.	
9/7 Cleveland	30	27	[W]
9/11 at Baltimore	6	26	[L]
9/21 at Carolina	37	19	[W]
9/28 Tampa Bay	24	27	[L]
10/5 at Jacksonville	17	9	[W]
10/12 at Cleveland	10	31	[L]
10/20 Houston	30	23	[W]
10/26 Indianapolis	51	34	[W]
11/2 Baltimore	43	23	[W]
11/9 at N.Y. Jets	13	20	[L]
11/17 at Tennessee	27	24	[W]
11/23 Bye Week			
11/30 New Orleans	32	35	[L]
12/7 at Cincinnati	42	21	[W]
12/14 at Atlanta	27	20	[W]
12/21 Kansas City	20	12	[W]
12/28 Cincinnati	27	17	[W]
(H 5-3, A 3-5)	436	368	
AFC Playoff Game (Wild Card)			
1/3 Baltimore	17	30	[L]

2013 Mike Tomlin			
W-8, L-8	Steelers	Opp.	
9/8 Tennessee	9	16	[L]
9/16 at Cincinnati	10	20	[L]
9/22 Chicago	23	40	[L]
9/29 at Minnesota (London)	27	34	[L]
10/6 Bye Week			
10/13 at N.Y. Jets	19	6	[W]
10/20 Baltimore	19	16	[W]
10/27 at Oakland	18	21	[L]
11/3 at New England	31	55	[L]
11/10 Buffalo	23	10	[W]
11/17 Detroit	37	27	[W]
11/24 at Cleveland	27	11	[W]
11/28 at Baltimore	20	22	[L]
12/8 Miami	28	34	[L]
12/15 Cincinnati	30	20	[W]
12/22 at Green Bay	38	31	[W]
12/29 Cleveland	20	7	[W]
(H 5-3, A 3-5)	379	370	

2012 Mike Tomlin			
W-8, L-8	Steelers	Opp.	
9/9 at Denver	19	31	[L]
9/16 N.Y. Jets	27	10	[W]
9/23 at Oakland	31	34	[L]
9/30 Bye Week			
10/7 Philadelphia	16	14	[W]
10/11 at Tennessee	23	26	[L]
10/21 at Cincinnati	24	17	[W]
10/28 Washington	27	12	[W]
11/4 at N.Y. Giants	24	20	[W]
11/12 Kansas City (OT)	16	13	[W]
11/18 Baltimore	10	13	[L]
11/25 at Cleveland	14	20	[L]
12/2 at Baltimore	23	20	[W]
12/9 San Diego	24	34	[L]
12/16 at Dallas (OT)	24	27	[L]
12/23 Cincinnati	10	13	[L]
12/30 Cleveland	24	10	[W]
(H 5-3, A 3-5)	336	314	

88 Years with the Steelers

MEDIA INFORMATION

FOOTBALL STAFF

2020 PLAYERS

2019 IN REVIEW

STEELERS HISTORY

RECORDS

2011 Mike Tomlin			
W-12, L-4	Steelers	Opp.	
9/11 at Baltimore	7	35	[L]
9/18 Seattle	24	0	[W]
9/25 at Indianapolis	23	20	[W]
10/2 at Houston	10	17	[L]
10/9 Tennessee	38	17	[W]
10/16 Jacksonville	17	13	[W]
10/23 at Arizona	32	20	[W]
10/30 New England	25	17	[W]
11/6 Baltimore	20	23	[L]
11/13 at Cincinnati	24	17	[W]
11/20 Bye Week			
11/27 at Kansas City	13	9	[W]
12/4 Cincinnati	35	7	[W]
12/8 Cleveland	14	3	[W]
12/19 at San Francisco	3	20	[L]
12/24 St. Louis	27	0	[W]
1/1 at Cleveland	13	9	[W]
(H 7-1, A 5-3)	325	227	
<i> AFC Playoff Game (Wild Card)</i>			
1/8 at Denver (OT)	23	29	[L]

2010 Mike Tomlin			
W-12, L-4	Steelers	Opp.	
9/12 Atlanta (OT)	15	9	[W]
9/19 at Tennessee	19	11	[W]
9/26 at Tampa Bay	38	13	[W]
10/3 Baltimore	14	17	[L]
10/10 Bye Week			
10/17 Cleveland	28	10	[W]
10/24 at Miami	23	22	[W]
10/31 at New Orleans	10	20	[L]
11/8 at Cincinnati	27	21	[W]
11/14 New England	26	39	[L]
11/21 Oakland	35	3	[W]
11/28 at Buffalo (OT)	19	16	[W]
12/5 at Baltimore	13	10	[W]
12/12 Cincinnati	23	7	[W]
12/19 N.Y. Jets	17	22	[L]
12/23 Carolina	27	3	[W]
1/2 at Cleveland	41	9	[W]
(H 5-3, A 7-1)	375	232	
<i> AFC Playoff Game (Divisional)</i>			
1/15 Baltimore	31	24	[W]
<i> AFC Championship Game</i>			
1/23 N.Y. Jets	24	19	[W]
<i> Super Bowl XLV (North Texas)</i>			
2/6 Green Bay	25	31	[L]

2009 Mike Tomlin			
W-9, L-7	Steelers	Opp.	
9/10 Tennessee (OT)	13	10	[W]
9/20 at Chicago	14	17	[L]
9/27 at Cincinnati	20	23	[L]
10/4 San Diego	38	28	[W]
10/11 at Detroit	28	20	[W]
10/18 Cleveland	27	14	[W]
10/25 Minnesota	27	17	[W]
11/1 Bye Week			
11/9 at Denver	28	10	[W]
11/15 Cincinnati	12	18	[L]
11/22 at Kansas City (OT)	24	27	[L]
11/29 at Baltimore (OT)	17	20	[L]
12/6 Oakland	24	27	[L]
12/10 at Cleveland	6	13	[L]
12/20 Green Bay	37	36	[W]
12/27 Baltimore	23	20	[W]
1/3 at Miami	30	24	[W]
(H 6-2, A 3-5)	368	324	

2008 Mike Tomlin			
W-12, L-4	Steelers	Opp.	
9/7 Houston	38	17	[W]
9/14 at Cleveland	10	6	[W]
9/21 at Philadelphia	6	15	[L]
9/29 Baltimore (OT)	23	20	[W]
10/5 at Jacksonville	26	21	[W]
10/12 Bye Week			
10/19 at Cincinnati	38	10	[W]
10/26 N.Y. Giants	14	21	[L]
11/3 at Washington	23	6	[W]
11/9 Indianapolis	20	24	[L]
11/16 San Diego	11	10	[W]
11/20 Cincinnati	27	10	[W]
11/30 at New England	33	10	[W]
12/7 Dallas	20	13	[W]
12/14 at Baltimore	13	9	[W]
12/21 at Tennessee	14	31	[L]
12/28 Cleveland	31	0	[W]
(H 6-2, A 6-2)	347	223	
<i> AFC Playoff Game (Divisional)</i>			
1/11 San Diego	35	24	[W]
<i> AFC Championship Game</i>			
1/18 Baltimore	23	14	[W]
<i> Super Bowl XLIII (Tampa Bay)</i>			
2/1 Arizona	27	23	[W]

2007 Mike Tomlin			
W-10, L-6	Steelers	Opp.	
9/9 at Cleveland	34	7	[W]
9/16 Buffalo	26	3	[W]
9/23 San Francisco	37	16	[W]
9/30 at Arizona	14	21	[L]
10/7 Seattle	21	0	[W]
10/14 Bye Week			
10/21 at Denver	28	31	[L]
10/28 at Cincinnati	24	13	[W]
11/5 Baltimore	38	7	[W]
11/11 Cleveland	31	28	[W]
11/18 at N.Y. Jets (OT)	16	19	[L]
11/26 Miami	3	0	[W]
12/2 Cincinnati	24	10	[W]
12/9 at New England	13	34	[L]
12/16 Jacksonville	22	29	[L]
12/20 at St. Louis	41	24	[W]
12/30 at Baltimore	21	27	[L]
(H 7-1, A 3-5)	393	269	
<i> AFC Playoff Game (Wild Card)</i>			
1/5 Jacksonville	29	31	[L]

2006 Bill Cowher			
W-8, L-8	Steelers	Opp.	
9/7 Miami	28	17	[W]
9/18 at Jacksonville	0	9	[L]
9/24 Cincinnati	20	28	[L]
10/1 Bye Week			
10/8 at San Diego	13	23	[L]
10/15 Kansas City	45	7	[W]
10/22 at Atlanta (OT)	38	41	[L]
10/29 at Oakland	13	20	[L]
11/5 Denver	20	31	[L]
11/12 New Orleans	38	31	[W]
11/19 at Cleveland	24	20	[W]
11/26 at Baltimore	0	27	[L]
12/3 Tampa Bay	20	3	[W]
12/7 Cleveland	27	7	[W]
12/17 at Carolina	37	3	[W]
12/24 Baltimore	7	31	[L]
12/31 at Cincinnati (OT)	23	17	[W]
(H 5-3, A 3-5)	353	315	

2005 Bill Cowher			
W-11, L-5	Steelers	Opp.	
9/11 Tennessee	34	7	[W]
9/18 at Houston	27	7	[W]
9/25 New England	20	23	[L]
10/2 Bye Week			
10/10 at San Diego	24	22	[W]
10/16 Jacksonville (OT)	17	23	[L]
10/23 at Cincinnati	27	13	[W]
10/31 Baltimore	20	19	[W]
11/6 at Green Bay	20	10	[W]
11/13 Cleveland	34	21	[W]
11/20 at Baltimore (OT)	13	16	[L]
11/28 at Indianapolis	7	26	[L]
12/4 Cincinnati	31	38	[L]
12/11 Chicago	21	9	[W]
12/18 at Minnesota	18	3	[W]
12/24 at Cleveland	41	0	[W]
1/1 Detroit	35	21	[W]
(H 5-3, A 6-2)	389	258	
<i> AFC Playoff Game (Wild Card)</i>			
1/8 at Cincinnati	31	17	[W]
<i> AFC Playoff Game (Divisional)</i>			
1/15 at Indianapolis	21	18	[W]
<i> AFC Championship Game</i>			
1/22 at Denver	34	17	[W]
<i> Super Bowl XL (Detroit)</i>			
2/5 Seattle	21	10	[W]

2004 Bill Cowher			
W-15, L-1	Steelers	Opp.	
9/12 Oakland	24	21	[W]
9/19 at Baltimore	13	30	[L]
9/26 at Miami	13	3	[W]
10/3 Cincinnati	28	17	[W]
10/10 Cleveland	34	23	[W]
10/17 at Dallas	24	20	[W]
10/24 Bye Week			
10/31 New England	34	20	[W]
11/7 Philadelphia	27	3	[W]
11/14 at Cleveland	24	10	[W]
11/21 at Cincinnati	19	14	[W]
11/28 Washington	16	7	[W]
12/5 at Jacksonville	17	16	[W]
12/12 N.Y. Jets	17	6	[W]
12/18 at N.Y. Giants	33	30	[W]
12/26 Baltimore	20	7	[W]
1/2 at Buffalo	29	24	[W]
(H 8-0, A 7-1)	372	251	
<i> AFC Playoff Game (Divisional)</i>			
1/15 N.Y. Jets (OT)	20	17	[W]
<i> AFC Championship Game</i>			
1/23 New England	27	41	[L]

2003 Bill Cowher			
W-6, L-10	Steelers	Opp.	
9/7 Baltimore	34	15	[W]
9/14 at Kansas City	20	41	[L]
9/21 at Cincinnati	17	10	[W]
9/28 Tennessee	13	30	[L]
10/5 Cleveland	13	33	[L]
10/12 at Denver	14	17	[L]
10/19 Bye Week			
10/26 St. Louis ***	21	33	[L]
11/2 at Seattle	16	23	[L]
11/9 Arizona	28	15	[W]
11/17 at San Francisco	14	30	[L]
11/23 at Cleveland	13	6	[W]
11/30 Cincinnati	20	24	[L]
12/7 Oakland	27	7	[W]
12/14 at N.Y. Jets	0	6	[L]
12/21 San Diego	40	24	[W]
12/28 at Baltimore (OT)	10	13	[L]
(H 4-4, A 2-6)	300	327	

***1,000th game in Steelers history

88 Years with the Steelers

2002 Bill Cowher			
W-10, L-5, T-1	Steelers	Opp.	
9/9 at New England	14	30	[L]
9/15 Oakland	17	30	[L]
9/22 Bye Week			
9/29 Cleveland (OT) ***	16	13	[W]
10/6 at New Orleans	29	32	[L]
10/13 at Cincinnati	34	7	[W]
10/21 Indianapolis	28	10	[W]
10/27 at Baltimore	31	18	[W]
11/3 at Cleveland	23	20	[W]
11/10 Atlanta (OT)	34	34	[T]
11/17 at Tennessee	23	31	[L]
11/24 Cincinnati	29	21	[W]
12/1 at Jacksonville	25	23	[W]
12/8 Houston	6	24	[L]
12/15 Carolina	30	14	[W]
12/23 at Tampa Bay	17	7	[W]
12/29 Baltimore	34	31	[W]
(H 5-2-1, A 5-3)	390	345	

AFC Playoff Game (Wild Card)

1/5 Cleveland 36 33 [W]

AFC Playoff Game (Divisional)

1/11 at Tennessee (OT) 31 34 [L]

***Cowher's 100th win

2001 Bill Cowher			
W-13, L-3	Steelers	Opp.	
9/9 at Jacksonville	3	21	[L]
9/23 Bye Week			
9/30 at Buffalo	20	3	[W]
10/7 Cincinnati	16	7	[W]
10/14 at Kansas City	20	17	[W]
10/21 at Tampa Bay	17	10	[W]
10/29 Tennessee	34	7	[W]
11/4 Baltimore	10	13	[L]
11/11 at Cleveland (OT)	15	12	[W]
11/18 Jacksonville	20	7	[W]
11/25 at Tennessee	34	24	[W]
12/2 Minnesota	21	16	[W]
12/9 N.Y. Jets	18	7	[W]
12/16 at Baltimore	26	21	[W]
12/23 Detroit	47	14	[W]
12/30 at Cincinnati (OT)	23	26	[L]
1/6 Cleveland	28	7	[W]

(H 7-1, A 6-2)

352 212

AFC Playoff Game (Divisional)

1/20 Baltimore 27 10 [W]

AFC Championship Game

1/27 New England 17 24 [L]

● Originally Scheduled 9/16

2000 Bill Cowher			
W-9, L-7	Steelers	Opp.	
9/3 Baltimore	0	16	[L]
9/10 Bye Week			
9/17 at Cleveland	20	23	[L]
9/24 Tennessee	20	23	[L]
10/1 at Jacksonville	24	13	[W]
10/8 at N.Y. Jets	20	3	[W]
10/15 Cincinnati	15	0	[W]
10/22 Cleveland	22	0	[W]
10/29 at Baltimore	9	6	[W]
11/5 at Tennessee	7	9	[L]
11/12 Philadelphia (OT)	23	26	[L]
11/19 Jacksonville	24	34	[L]
11/26 at Cincinnati	48	28	[W]
12/3 Oakland	21	20	[W]
12/10 at N.Y. Giants	10	30	[L]
12/16 Washington	24	3	[W]
12/24 at San Diego	34	21	[W]
(H 4-4, A 5-3)	321	255	

1999 Bill Cowher			
W-6, L-10	Steelers	Opp.	
9/12 at Cleveland	43	0	[W]
9/19 at Baltimore	23	20	[W]
9/26 Seattle	10	29	[L]
10/3 Jacksonville	3	17	[L]
10/10 at Buffalo	21	24	[L]
10/17 at Cincinnati	17	3	[W]
10/25 Atlanta	13	9	[W]
10/31 Bye Week			
11/7 at San Francisco	27	6	[W]
11/14 Cleveland	15	16	[L]
11/21 at Tennessee	10	16	[L]
11/28 Cincinnati	20	27	[L]
12/2 at Jacksonville	6	20	[L]
12/12 Baltimore	24	31	[L]
12/18 at Kansas City	19	35	[L]
12/26 Carolina	30	20	[W]
1/2 Tennessee	36	47	[L]
(H 2-6, A 4-4)	317	320	

1998 Bill Cowher			
W-7, L-9	Steelers	Opp.	
9/6 at Baltimore	20	13	[W]
9/13 Chicago	17	12	[W]
9/20 at Miami	0	21	[L]
9/27 Seattle	13	10	[W]
10/4 Bye Week			
10/11 at Cincinnati	20	25	[L]
10/18 Baltimore	16	6	[W]
10/26 at Kansas City	20	13	[W]
11/1 Tennessee	31	41	[L]
11/9 Green Bay	27	20	[W]
11/15 at Tennessee	14	23	[L]
11/22 Jacksonville	30	15	[W]
11/26 at Detroit (OT)	16	19	[L]
12/6 New England	9	23	[L]
12/13 at Tampa Bay	3	16	[L]
12/20 Cincinnati	24	25	[L]
12/28 at Jacksonville	3	21	[L]
(H 5-3, A 2-6)	263	303	

1997 Bill Cowher			
W-11, L-5	Steelers	Opp.	
8/31 Dallas	7	37	[L]
9/7 Washington	14	13	[W]
9/14 AFC Central Bye Week			
9/22 at Jacksonville	21	30	[L]
9/28 Tennessee	37	24	[W]
10/5 at Baltimore	42	34	[W]
10/12 Indianapolis	24	22	[W]
10/19 at Cincinnati	26	10	[W]
10/26 Jacksonville (OT)	23	17	[W]
11/3 at Kansas City	10	13	[L]
11/9 Baltimore	37	0	[W]
11/16 Cincinnati	20	3	[W]
11/23 at Philadelphia	20	23	[L]
11/30 at Arizona (OT)	26	20	[W]
12/7 Denver	35	24	[W]
12/13 at New England (OT)	24	21	[W]
12/21 at Tennessee	6	16	[L]
(H 7-1, A 4-4)	372	307	

AFC Playoff Game (Divisional)

1/3 New England 7 6 [W]

AFC Championship Game

1/11 Denver 21 24 [L]

1996 Bill Cowher			
W-10, L-6	Steelers	Opp.	
9/1 at Jacksonville	9	24	[L]
9/8 Baltimore	31	17	[W]
9/16 Buffalo	24	6	[W]
9/22 AFC Central Bye Week			
9/29 Houston	30	16	[W]
10/7 at Kansas City	17	7	[W]
10/13 Cincinnati	20	10	[W]
10/20 at Houston	13	23	[L]
10/27 at Atlanta	20	17	[W]
11/3 St. Louis	42	6	[W]
11/10 at Cincinnati	24	34	[L]
11/17 Jacksonville	28	3	[W]
11/25 at Miami	24	17	[W]
12/1 at Baltimore	17	31	[L]
12/8 San Diego	16	3	[W]
12/15 San Francisco	15	25	[L]
12/22 at Carolina	14	18	[L]
(H 7-1, A 3-5)	344	257	

AFC Playoff Game (Wild Card)

12/29 Indianapolis 42 14 [W]

AFC Playoff Game (Divisional)

1/5 at New England 3 28 [L]

1995 Bill Cowher			
W-11, L-5	Steelers	Opp.	
9/3 Detroit	23	20	[W]
9/10 at Houston	34	17	[W]
9/18 at Miami	10	23	[L]
9/24 Minnesota	24	44	[L]
10/1 San Diego	31	16	[W]
10/8 at Jacksonville	16	20	[L]
10/15 AFC Central Bye Week			
10/19 Cincinnati	9	27	[L]
10/29 Jacksonville	24	7	[W]
11/5 at Chicago (OT)	37	34	[W]
11/13 Cleveland	20	3	[W]
11/19 at Cincinnati	49	31	[W]
11/26 at Cleveland	20	17	[W]
12/3 Houston	21	7	[W]
12/10 at Oakland	29	10	[W]
12/16 New England	41	27	[W]
12/24 at Green Bay	19	24	[L]

(H 6-2, A 5-3)

407 327

AFC Playoff Game (Divisional)

1/6 Buffalo 40 21 [W]

AFC Championship Game

1/14 Indianapolis 20 16 [W]

Super Bowl XXX (Phoenix, Arz.)

1/28 Dallas 17 27 [L]

88 Years with the Steelers

1994 Bill Cowher

W-12, L-4	Steelers	Opp.
9/4 Dallas	9	26 [L]
9/11 at Cleveland	17	10 [W]
9/18 Indianapolis	31	21 [W]
9/25 at Seattle	13	30 [L]
10/3 Houston	30	14 [W]
10/4 AFC Central Bye Week		
10/16 Cincinnati	14	10 [W]
10/23 at N.Y. Giants	10	6 [W]
10/30 at Arizona (OT)	17	20 [L]
11/6 at Houston (OT)	12	9 [W]
11/14 Buffalo	23	10 [W]
11/20 Miami (OT)	16	13 [W]
11/27 at L.A. Raiders	21	3 [W]
12/4 at Cincinnati	38	15 [W]
12/11 Philadelphia	14	3 [W]
12/18 Cleveland	17	7 [W]
12/24 at San Diego	34	37 [L]
(H 7-1, A 5-3)	316	234

AFC Playoff Game (Divisional)

1/7 Cleveland 29 9 [W]

AFC Championship Game

1/15 San Diego 13 17 [L]

1993 Bill Cowher

W-9, L-7	Steelers	Opp.
9/5 San Francisco	13	24 [L]
9/12 at L.A. Rams	0	27 [L]
9/19 Cincinnati	34	7 [W]
9/27 at Atlanta	45	17 [W]
10/3 AFC Central Bye Week		
10/10 San Diego	16	3 [W]
10/17 New Orleans	37	14 [W]
10/24 at Cleveland	23	28 [L]
10/31 AFC Central Bye Week		
11/7 at Cincinnati	24	16 [W]
11/15 Buffalo	23	0 [W]
11/21 at Denver	13	37 [L]
11/28 at Houston	3	23 [L]
12/5 New England	17	14 [W]
12/13 at Miami	21	20 [W]
12/19 Houston	17	26 [L]
12/26 at Seattle	6	16 [L]
1/2 Cleveland	16	9 [W]
(H 6-2, A 3-5)	308	281

AFC Playoff Game (Wild Card)

1/8 at Kansas City (OT) 24 27 [L]

1992 Bill Cowher

W-11, L-5	Steelers	Opp.
9/6 at Houston	29	24 [W]
9/13 N.Y. Jets	27	10 [W]
9/20 at San Diego	23	6 [W]
9/27 at Green Bay	3	17 [L]
10/4 AFC Central Bye Week		
10/11 at Cleveland	9	17 [L]
10/19 Cincinnati	20	0 [W]
10/25 at Kansas City	27	3 [W]
11/1 Houston	21	20 [W]
11/8 at Buffalo	20	28 [L]
11/15 Detroit	17	14 [W]
11/22 Indianapolis	30	14 [W]
11/29 at Cincinnati	21	9 [W]
12/6 Seattle	20	14 [W]
12/13 at Chicago	6	30 [L]
12/20 Minnesota	3	6 [L]
12/27 Cleveland	23	13 [W]
(H 7-1, A 4-4)	299	225

AFC Playoff Game (Divisional)

1/9 Buffalo 3 24 [L]

1991 Chuck Noll

W-7, L-9	Steelers	Opp.
9/1 San Diego	26	20 [W]
9/8 at Buffalo	34	52 [L]
9/15 New England	20	6 [W]
9/22 at Philadelphia	14	23 [L]
9/29 AFC Central Bye Week		
10/6 at Indianapolis	21	3 [W]
10/14 N.Y. Giants	20	23 [L]
10/20 Seattle	7	27 [L]
10/27 at Cleveland	14	17 [L]
11/3 at Denver	13	20 [L]
11/10 at Cincinnati (OT)	33	27 [W]
11/17 Washington	14	41 [L]
11/24 Houston	26	14 [W]
11/28 at Dallas	10	20 [L]
12/8 at Houston	6	31 [L]
12/15 Cincinnati	17	10 [W]
12/22 Cleveland	17	10 [W]
(H 5-3, A 2-6)	292	344

1990 Chuck Noll

W-9, L-7	Steelers	Opp.
9/9 at Cleveland	3	13 [L]
9/16 Houston	20	9 [W]
9/23 at L.A. Raiders	3	20 [L]
9/30 Miami	6	28 [L]
10/7 San Diego	36	14 [W]
10/14 at Denver	34	17 [W]
10/21 at San Francisco	7	27 [L]
10/29 L.A. Rams	41	10 [W]
11/4 Atlanta	21	9 [W]
11/11 AFC Central Bye Week		
11/18 at Cincinnati	3	27 [L]
11/25 at N.Y. Jets	24	7 [W]
12/2 Cincinnati	12	16 [L]
12/9 New England***	24	3 [W]
12/16 at New Orleans	9	6 [W]
12/23 Cleveland	35	0 [W]
12/30 at Houston	14	34 [L]
(H 6-2, A 3-5)	292	240

***Noll's 200th win

1989 Chuck Noll

W-9, L-7	Steelers	Opp.
9/10 Cleveland	0	51 [L]
9/17 at Cincinnati	10	41 [L]
9/24 Minnesota	27	14 [W]
10/1 at Detroit	23	3 [W]
10/8 Cincinnati	16	26 [L]
10/15 at Cleveland	17	7 [W]
10/22 at Houston	0	27 [L]
10/29 Kansas City	23	17 [W]
11/5 at Denver	7	34 [L]
11/12 Chicago	0	20 [L]
11/19 San Diego	20	17 [W]
11/26 at Miami	34	14 [W]
12/3 Houston	16	23 [L]
12/10 at N.Y. Jets	13	0 [W]
12/17 New England	28	10 [W]
12/24 at Tampa Bay	31	22 [W]
(H 4-4, A 5-3)	265	326

AFC Playoff Game (Wild Card)

12/31 at Houston (OT) 26 23 [W]

AFC Playoff Game (Divisional)

1/7 at Denver 23 24 [L]

1988 Chuck Noll

W-5, L-11	Steelers	Opp.
9/4 Dallas	24	21 [W]
9/11 at Washington	29	30 [L]
9/18 Cincinnati	12	17 [L]
9/25 at Buffalo	28	36 [L]
10/2 Cleveland	9	23 [L]
10/9 at Phoenix	14	31 [L]
10/16 Houston	14	34 [L]
10/23 Denver	39	21 [W]
10/30 at N.Y. Jets	20	24 [L]
11/6 at Cincinnati	7	42 [L]
11/13 Philadelphia	26	27 [L]
11/20 at Cleveland	7	27 [L]
11/27 Kansas City	16	10 [W]
12/4 at Houston	37	34 [W]
12/11 at San Diego	14	20 [L]
12/18 Miami	40	24 [W]
(H 4-4, A 1-7)	336	421

1987 Chuck Noll

W-8, L-7	Steelers	Opp.
9/13 San Francisco	30	17 [W]
9/20 at Cleveland	10	34 [L]
9/27 N.Y. Jets(Cancelled) - Strike		
10/4 at Atlanta	28	12 [W]
10/11 at L.A. Rams	21	31 [L]
10/18 Indianapolis	21	7 [W]
10/25 Cincinnati	23	20 [W]
11/1 at Miami	24	35 [L]
11/8 at Kansas City	17	16 [W]
11/15 Houston	3	23 [L]
11/22 at Cincinnati	30	16 [W]
11/29 New Orleans	16	20 [L]
12/6 Seattle	13	9 [W]
12/13 at San Diego	20	16 [W]
12/20 at Houston	16	24 [L]
12/26 Cleveland	13	19 [L]
(H 4-3, A 4-4)	285	299

1986 Chuck Noll

W-6, L-10	Steelers	Opp.
9/7 at Seattle	0	30 [L]
9/15 Denver	10	21 [L]
9/21 at Minnesota	7	31 [L]
9/28 at Houston (OT)	22	16 [W]
10/5 Cleveland	24	27 [L]
10/13 at Cincinnati	22	24 [L]
10/19 New England	0	34 [L]
10/26 Cincinnati	30	9 [W]
11/2 Green Bay	27	3 [W]
11/9 at Buffalo	12	16 [L]
11/16 Houston	21	10 [W]
11/23 at Cleveland (OT)	31	37 [L]
11/30 at Chicago (OT)	10	13 [L]
12/7 Detroit	27	17 [W]
12/13 at N.Y. Jets	45	24 [W]
12/21 Kansas City	19	24 [L]
(H 4-4, A 2-6)	307	336

88 Years with the Steelers

1985 Chuck Noll			
W-7, L-9	Steelers	Opp.	
9/8 Indianapolis	45	3	[W]
9/16 at Cleveland	7	17	[L]
9/22 Houston	20	0	[W]
9/30 Cincinnati	24	37	[L]
10/6 at Miami	20	24	[L]
10/13 at Dallas	13	27	[L]
10/20 St. Louis	23	10	[W]
10/27 at Cincinnati	21	26	[L]
11/3 Cleveland	10	9	[W]
11/10 at Kansas City	36	28	[W]
11/17 at Houston	30	7	[W]
11/24 Washington	23	30	[L]
12/1 Denver	23	31	[L]
12/8 at San Diego	44	54	[L]
12/15 Buffalo	30	24	[W]
12/21 at N.Y. Giants	10	28	[L]
(H 5-3, A 2-6)	379	355	

1984 Chuck Noll			
W-9, L-7	Steelers	Opp.	
9/2 Kansas City	27	37	[L]
9/6 at N.Y. Jets	23	17	[W]
9/16 L.A. Rams	24	14	[W]
9/23 at Cleveland	10	20	[L]
10/1 Cincinnati**	38	17	[W]
10/7 Miami	7	31	[L]
10/14 at San Francisco	20	17	[W]
10/21 at Indianapolis	16	17	[L]
10/28 Atlanta	35	10	[W]
11/4 Houston	35	7	[W]
11/11 at Cincinnati	20	22	[L]
11/19 at New Orleans	24	27	[L]
11/25 San Diego	52	24	[W]
12/2 at Houston (OT)	20	23	[L]
12/9 Cleveland	23	20	[W]
12/16 at L.A. Raiders	13	7	[W]
(H 6-2, A 3-5)	387	310	

**Noll's 150th win

AFC Playoff Game [Divisional]			
12/30 at Denver	24	17	[W]
AFC Championship Game			
1/6 at Miami	28	45	[L]

1983 Chuck Noll			
W-10, L-6	Steelers	Opp.	
9/4 Denver	10	14	[L]
9/11 at Green Bay	25	21	[W]
9/18 at Houston	40	28	[W]
9/25 New England	23	28	[L]
10/2 Houston	17	10	[W]
10/10 at Cincinnati	24	14	[W]
10/16 Cleveland	44	17	[W]
10/23 at Seattle	27	21	[W]
10/30 Tampa Bay	17	12	[W]
11/6 San Diego	26	3	[W]
11/13 at Baltimore	24	13	[W]
11/20 Minnesota	14	17	[L]
11/24 at Detroit	3	45	[L]
12/4 Cincinnati	10	23	[L]
12/10 at N.Y. Jets	34	7	[W]
12/18 at Cleveland	17	30	[L]
(H 4-4, A 6-2)	355	303	
AFC Playoff Game [Divisional]			
1/1 at L.A. Raiders	10	38	[L]

1982 Chuck Noll			
W-6, L-3	Steelers	Opp.	
9/13 at Dallas	36	28	[W]
9/19 Cincinnati (OT)	26	20	[W]
9/26 N.Y. Giants(Cancelled) - Strike			
10/3 at Denver(Cancelled) - Strike			
10/11 Philadelphia(Cancelled) - Strike			
10/17 at Washington(Cancelled) - Strike			
10/24 Cleveland(Postponed) - Strike			
10/31 at Cincinnati(Cancelled) - Strike			
11/7 Houston(Cancelled) - Strike			
11/14 N.Y. Jets(Cancelled) - Strike			
11/21 at Houston	24	10	[W]
11/28 at Seattle	0	16	[L]
12/5 Kansas City	35	14	[W]
12/12 at Buffalo	0	13	[L]
12/19 at Cleveland	9	10	[L]
12/26 New England	37	14	[W]
1/2 Cleveland	37	21	[W]
(H 4-0, A 2-3)	204	146	

AFC Tournament

1/9 San Diego	28	31	[L]
---------------	----	----	-----

1981 Chuck Noll			
W-8, L-8	Steelers	Opp.	
9/6 Kansas City	33	37	[L]
9/10 at Miami	10	30	[L]
9/20 N.Y. Jets	38	10	[W]
9/27 New England (OT)	27	21	[W]
10/4 at New Orleans	20	6	[W]
10/11 Cleveland	13	7	[W]
10/18 at Cincinnati	7	34	[L]
10/26 Houston	26	13	[W]
11/1 San Francisco	14	17	[L]
11/8 at Seattle	21	24	[L]
11/15 at Atlanta	34	20	[W]
11/22 at Cleveland	32	10	[W]
11/29 L.A. Rams	24	0	[W]
12/7 at Oakland	27	30	[L]
12/13 Cincinnati	10	17	[L]
12/20 at Houston	20	21	[L]
(H 5-3, A 3-5)	356	297	

1980 Chuck Noll			
W-9, L-7	Steelers	Opp.	
9/7 Houston	31	17	[W]
9/14 at Baltimore	20	17	[W]
9/21 at Cincinnati	28	30	[L]
9/28 Chicago	38	3	[W]
10/5 at Minnesota	23	17	[L]
10/12 Cincinnati	16	17	[L]
10/20 Oakland	34	45	[L]
10/26 at Cleveland	26	27	[L]
11/2 Green Bay	22	20	[W]
11/9 at Tampa Bay	24	21	[W]
11/16 Cleveland	16	13	[W]
11/23 at Buffalo	13	28	[L]
11/30 Miami	23	10	[W]
12/4 at Houston	0	6	[L]
12/14 Kansas City	21	16	[W]
12/22 at San Diego	17	26	[L]
(H 6-2, A 3-5)	352	313	

1979 Chuck Noll			
W-12, L-4	Steelers	Opp.	
9/3 at New England (OT)*16	13	13	[W]
9/9 Houston	38	7	[W]
9/16 at St. Louis	24	21	[W]
9/23 Baltimore	17	13	[W]
9/30 at Philadelphia	14	17	[L]
10/7 at Cleveland	51	35	[W]
10/14 at Cincinnati	10	34	[L]
10/22 Denver	42	7	[W]
10/28 Dallas	14	3	[W]
11/4 Washington	38	7	[W]
11/11 at Kansas City	30	3	[W]
11/18 at San Diego	7	35	[L]
11/25 Cleveland (OT)	33	30	[W]
12/2 Cincinnati	37	17	[W]
12/10 at Houston	17	20	[L]
12/16 Buffalo***	28	0	[W]
(H 8-0, A 4-4)	416	262	

***Noll's 100th win

AFC Playoff Game [Divisional]

12/30 Miami	34	14	[W]
-------------	----	----	-----

AFC Championship Game

1/6 Houston	27	13	[W]
-------------	----	----	-----

Super Bowl XIV (Pasadena, Calif.)

1/20 L.A. Rams	31	19	[W]
----------------	----	----	-----

1978 Chuck Noll			
W-14, L-2	Steelers	Opp.	
9/3 at Buffalo	28	17	[W]
9/10 Seattle	21	10	[W]
9/17 at Cincinnati	28	3	[W]
9/24 Cleveland (OT)	15	9	[W]
10/1 at N.Y. Jets	28	17	[W]
10/8 Atlanta	31	7	[W]
10/15 at Cleveland	34	14	[W]
10/23 Houston	17	24	[L]
10/29 Kansas City	27	24	[W]
11/5 New Orleans	20	14	[W]
11/12 at L.A. Rams	7	10	[L]
11/19 Cincinnati	7	6	[W]
11/27 at San Francisco	24	7	[W]
12/3 at Houston	13	3	[W]
12/9 Baltimore	35	13	[W]
12/16 at Denver	21	17	[W]
(H 7-1, A 7-1)	356	195	
AFC Playoff Game [Divisional]			
12/30 Denver	33	10	[W]
AFC Championship Game			
1/7 Houston	34	5	[W]
Super Bowl XIII (Miami, Fla.)			
1/21 Dallas	35	31	[W]

1977 Chuck Noll			
W-9, L-5	Steelers	Opp.	
9/19 San Francisco	27	0	[W]
9/25 Oakland	7	16	[L]
10/2 at Cleveland	28	14	[W]
10/9 at Houston	10	27	[L]
10/17 Cincinnati	20	14	[W]
10/23 Houston	27	10	[W]
10/30 at Baltimore	21	31	[L]
11/6 at Denver	7	21	[L]
11/13 Cleveland	35	31	[W]
11/20 Dallas	28	13	[W]
11/27 at N.Y. Jets	23	20	[W]
12/4 Seattle	30	20	[W]
12/10 at Cincinnati	10	17	[L]
12/18 at San Diego	10	9	[W]
(H 6-1, A 3-4)	283	243	
AFC Playoff Game [Divisional]			
12/24 at Denver	21	34	[L]

88 Years with the Steelers

1976 Chuck Noll		
W-10, L-4	Steelers	Opp.
9/12 at Oakland	28	31 [L]
9/19 Cleveland	31	14 [W]
9/26 New England	27	30 [L]
10/4 at Minnesota	6	17 [L]
10/10 at Cleveland	16	18 [L]
10/17 Cincinnati	23	6 [W]
10/24 at N.Y. Giants	27	0 [W]
10/31 San Diego	23	0 [W]
11/7 at Kansas City	45	0 [W]
11/14 Miami	14	3 [W]
11/21 Houston	32	16 [W]
11/28 at Cincinnati	7	3 [W]
12/5 Tampa Bay	42	0 [W]
12/11 at Houston	21	0 [W]
(H 6-1, A 4-3)	342	138
<i>AFC Playoff Game (Divisional)</i>		
12/19 at Baltimore	40	14 [W]
<i>AFC Championship Game</i>		
12/26 at Oakland	7	24 [L]

1975 Chuck Noll		
W-12, L-2	Steelers	Opp.
9/21 at San Diego	37	0 [W]
9/28 Buffalo	21	30 [L]
10/5 at Cleveland	42	6 [W]
10/12 Denver	20	9 [W]
10/19 Chicago	34	3 [W]
10/26 at Green Bay	16	13 [W]
11/2 at Cincinnati	30	24 [W]
11/9 Houston	24	17 [W]
11/16 Kansas City	28	3 [W]
11/24 at Houston	32	9 [W]
11/30 at N.Y. Jets	20	7 [W]
12/7 Cleveland	31	17 [W]
12/13 Cincinnati	35	14 [W]
12/20 at L.A. Rams	3	10 [L]
(H 6-1, A 6-1)	373	162
<i>AFC Playoff Game (Divisional)</i>		
12/27 Baltimore	28	10 [W]
<i>AFC Championship Game</i>		
1/4 Oakland	16	10 [W]
<i>Super Bowl X (Miami, Fla.)</i>		
1/18 Dallas	21	17 [W]

1974 Chuck Noll		
W-10, L-3, T-1	Steelers	Opp.
9/15 Baltimore	30	0 [W]
9/22 at Denver (OT)	35	35 [T]
9/29 Oakland	0	17 [L]
10/6 at Houston	13	7 [W]
10/13 at Kansas City	34	24 [W]
10/20 Cleveland	20	16 [W]
10/28 Atlanta	24	17 [W]
11/3 Philadelphia	27	0 [W]
11/10 at Cincinnati	10	17 [L]
11/17 at Cleveland	26	16 [W]
11/25 at New Orleans	28	7 [W]
12/1 Houston	10	13 [L]
12/8 at New England	21	17 [W]
12/14 Cincinnati	27	3 [W]
(H 5-2, A 5-1-1)	305	189
<i>AFC Playoff Game (Divisional)</i>		
12/22 Buffalo	32	14 [W]
<i>AFC Championship Game</i>		
12/29 at Oakland	24	13 [W]
<i>Super Bowl IX (New Orleans, La.)</i>		
1/12 Minnesota	16	6 [W]

1973 Chuck Noll		
W-10, L-4	Steelers	Opp.
9/16 Detroit	24	10 [W]
9/23 Cleveland	33	6 [W]
9/30 at Houston	36	7 [W]
10/7 San Diego	38	21 [W]
10/14 at Cincinnati	7	19 [L]
10/21 N.Y. Jets	26	14 [W]
10/28 Cincinnati	20	13 [W]
11/5 Washington	21	16 [W]
11/11 at Oakland	17	9 [W]
11/18 Denver	13	23 [L]
11/25 at Cleveland	16	21 [L]
12/3 at Miami	26	30 [L]
12/9 Houston	33	7 [W]
12/15 at San Francisco	37	14 [W]
(H 7-1, A 3-3)	347	210
<i>AFC Playoff Game (Divisional)</i>		
12/22 at Oakland	14	33 [L]

1972 Chuck Noll		
W-11, L-3	Steelers	Opp.
9/17 Oakland	34	28 [W]
9/24 at Cincinnati	10	15 [L]
10/1 at St. Louis	25	19 [W]
10/8 at Dallas	13	17 [L]
10/15 Houston	24	7 [W]
10/22 New England	33	3 [W]
10/29 at Buffalo	38	21 [W]
11/5 Cincinnati	40	17 [W]
11/12 Kansas City	16	7 [W]
11/19 at Cleveland	24	26 [L]
11/26 Minnesota	23	10 [W]
12/3 Cleveland	30	0 [W]
12/10 at Houston	9	3 [W]
12/17 at San Diego	24	2 [W]
(H 7-0, A 4-3)	343	175
<i>AFC Playoff Game (Divisional)</i>		
12/23 Oakland	13	7 [W]
<i>AFC Championship Game</i>		
12/31 Miami	17	21 [L]

1971 Chuck Noll		
W-6, L-8	Steelers	Opp.
9/19 at Chicago	15	17 [L]
9/26 Cincinnati	21	10 [W]
10/3 San Diego	21	17 [W]
10/10 at Cleveland	17	27 [L]
10/18 at Kansas City	16	38 [L]
10/24 Houston	23	16 [W]
10/31 at Baltimore	21	34 [L]
11/7 Cleveland	26	9 [W]
11/14 at Miami	21	24 [L]
11/21 N.Y. Giants	17	13 [W]
11/28 Denver	10	22 [L]
12/5 at Houston	3	29 [L]
12/12 at Cincinnati	21	13 [W]
12/19 L.A. Rams	14	23 [L]
(H 5-2, A 1-6)	246	292

1970 Chuck Noll		
W-5, L-9	Steelers	Opp.
9/20 Houston	7	19 [L]
9/27 at Denver	13	16 [L]
10/3 at Cleveland	7	15 [L]
10/11 Buffalo	23	10 [W]
10/18 at Houston	7	3 [W]
10/25 at Oakland	14	31 [L]
11/2 Cincinnati	21	10 [W]
11/8 N.Y. Jets	21	17 [W]
11/15 Kansas City	14	31 [L]
11/22 at Cincinnati	7	34 [L]
11/29 Cleveland	28	9 [W]
12/6 Green Bay	12	20 [L]
12/13 at Atlanta	16	27 [L]
12/20 at Philadelphia	20	30 [L]
(H 4-3, A 1-6)	210	272

1969 Chuck Noll		
W-1, L-13	Steelers	Opp.
9/21 Detroit	16	13 [W]
9/28 at Philadelphia	27	41 [L]
10/5 St. Louis	14	27 [L]
10/12 at N.Y. Giants	7	10 [L]
10/18 at Cleveland	31	42 [L]
10/26 Washington	7	14 [L]
11/2 Green Bay	34	38 [L]
11/9 at Chicago	7	38 [L]
11/16 Cleveland	3	24 [L]
11/23 at Minnesota	14	52 [L]
11/30 at St. Louis	10	47 [L]
12/7 Dallas	7	10 [L]
12/14 N.Y. Giants	17	21 [L]
12/21 at New Orleans	24	27 [L]
(H 1-6, A 0-7)	218	404

1968 Bill Austin		
W-2, L-11, T-1	Steelers	Opp.
9/15 N.Y. Giants	20	34 [L]
9/22 at L.A. Rams	10	45 [L]
9/29 Baltimore	7	41 [L]
10/5 at Cleveland	24	31 [L]
10/13 at Washington	13	16 [L]
10/20 New Orleans	12	16 [L]
10/27 Philadelphia	6	3 [W]
11/3 at Atlanta	41	21 [W]
11/10 at St. Louis	28	28 [T]
11/17 Cleveland	24	45 [L]
11/24 San Francisco	28	45 [L]
12/1 St. Louis	10	20 [L]
12/8 at Dallas	7	28 [L]
12/15 at New Orleans	14	24 [L]
(H 1-6, A 1-5-1)	244	397

1967 Bill Austin		
W-4, L-9, T-1	Steelers	Opp.
9/17 Chicago	41	13 [W]
9/24 St. Louis	14	28 [L]
10/1 at Philadelphia	24	34 [L]
10/7 at Cleveland	10	21 [L]
10/15 N.Y. Giants	24	27 [L]
10/22 Dallas	21	24 [L]
10/29 at New Orleans	14	10 [W]
11/5 Cleveland	14	34 [L]
11/12 at St. Louis	14	14 [T]
11/19 at N.Y. Giants	20	28 [L]
11/26 Minnesota	27	41 [L]
12/3 at Detroit	24	14 [W]
12/10 Washington	10	15 [L]
12/17 at Green Bay	24	17 [W]
(H 1-6, A 3-3-1)	281	320

88 Years with the Steelers

1966 Bill Austin			
W-5, L-8, T-1	Steelers	Opp.	
9/11 N.Y. Giants	34	34	[T]
9/18 Detroit	17	3	[W]
9/25 Washington	27	33	[L]
10/2 at Washington	10	24	[L]
10/8 at Cleveland	10	41	[L]
10/16 Philadelphia	14	31	[L]
10/30 at Dallas	21	52	[L]
11/6 Cleveland	16	6	[W]
11/13 St. Louis	30	9	[W]
11/20 Dallas	7	20	[L]
11/27 at St. Louis	3	6	[L]
12/4 at Philadelphia	23	27	[L]
12/11 at N.Y. Giants	47	28	[W]
12/18 at Atlanta	57	33	[W]
(H 3-3-1, A 2-5)	316	347	

1965 Mike Nixon			
W-2, L-12	Steelers	Opp.	
9/19 Green Bay	9	41	[L]
9/26 at San Francisco	17	27	[L]
10/3 N.Y. Giants	13	23	[L]
10/9 at Cleveland	19	24	[L]
10/17 St. Louis	7	20	[L]
10/24 at Philadelphia	20	14	[W]
10/31 Dallas	22	13	[W]
11/7 at St. Louis	17	21	[L]
11/4 at Dallas	17	24	[L]
11/21 Washington	3	31	[L]
11/28 Cleveland	21	42	[L]
12/5 at N.Y. Giants	10	35	[L]
12/12 Philadelphia	13	47	[L]
12/19 at Washington	14	35	[L]
(H 1-6, A 1-6)	202	397	

1964 Buddy Parker			
W-5, L-9	Steelers	Opp.	
9/13 L.A. Rams	14	26	[L]
9/20 N.Y. Giants	27	24	[W]
9/27 Dallas	23	17	[W]
10/4 at Philadelphia	7	21	[L]
10/10 at Cleveland	23	7	[W]
10/18 at Minnesota	10	30	[L]
10/25 Philadelphia	10	34	[L]
11/1 Cleveland	17	30	[L]
11/8 at St. Louis	30	34	[L]
11/15 Washington	0	30	[L]
11/22 at N.Y. Giants	44	17	[W]
11/29 St. Louis	20	21	[L]
12/6 at Washington	14	7	[W]
12/13 at Dallas	14	17	[L]
(H 2-5, A 3-4)	253	315	

1963 Buddy Parker			
W-7, L-4, T-3	Steelers	Opp.	
9/15 at Philadelphia	21	21	[T]
9/22 N.Y. Giants	31	0	[W]
9/29 St. Louis	23	10	[W]
10/5 at Cleveland	23	35	[L]
10/13 at St. Louis	23	24	[L]
10/20 Washington	38	27	[W]
10/27 Dallas	27	21	[W]
11/3 at Green Bay	14	33	[L]
11/10 Cleveland	9	7	[W]
11/17 at Washington	34	28	[W]
11/24 Chicago	17	17	[T]
12/1 Philadelphia	20	20	[T]
12/8 at Dallas	24	19	[W]
12/15 at N.Y. Giants	17	33	[L]
(H 5-0-2, A 2-4-1)	321	295	

1962 Buddy Parker			
W-9, L-5	Steelers	Opp.	
9/16 at Detroit	7	45	[L]
9/23 at Dallas	30	28	[W]
9/30 N.Y. Giants	27	31	[L]
10/6 Philadelphia	13	7	[W]
10/14 at N.Y. Giants	20	17	[W]
10/21 Dallas	27	42	[L]
10/28 Cleveland	14	41	[L]
11/4 Minnesota	39	31	[W]
11/11 at St. Louis	26	17	[W]
11/18 Washington	23	21	[W]
11/25 at Cleveland	14	35	[L]
12/2 St. Louis	19	7	[W]
12/9 at Philadelphia	26	17	[W]
12/16 at Washington	27	24	[W]
(H 4-3, A 5-2)	312	363	

Playoff Bowl (Miami, Fla.)

1/6 Detroit	10	17	[L]
-------------	----	----	-----

1961 Buddy Parker			
W-6, L-8	Steelers	Opp.	
9/17 at Dallas	24	27	[L]
9/24 N.Y. Giants	14	17	[L]
10/1 at L.A. Rams	14	24	[L]
10/8 at Philadelphia	16	21	[L]
10/15 Washington	20	0	[W]
10/22 Cleveland	28	30	[L]
10/29 San Francisco	20	10	[W]
11/5 at Cleveland	17	13	[W]
11/12 Dallas	37	7	[W]
11/19 at N.Y. Giants	21	42	[L]
11/26 St. Louis	30	27	[W]
12/3 Philadelphia	24	35	[L]
12/10 at Washington	30	14	[W]
12/17 at St. Louis	0	20	[L]
(H 4-3, A 2-5)	295	287	

1960 Buddy Parker			
W-5, L-6, T-1	Steelers	Opp.	
9/24 at Dallas	35	28	[W]
10/2 at Cleveland	20	28	[L]
10/9 N.Y. Giants	17	19	[L]
10/16 St. Louis	27	14	[W]
10/23 at Washington	27	27	[T]
10/30 Green Bay	13	19	[L]
11/6 at Philadelphia	7	34	[L]
11/13 at N.Y. Giants	24	27	[L]
11/20 Cleveland	14	10	[W]
11/27 Washington	22	10	[W]
12/11 Philadelphia	27	21	[W]
12/18 at St. Louis	7	38	[L]
(H 4-2, A 1-4-1)	240	275	

1959 Buddy Parker			
W-6, L-5, T-1	Steelers	Opp.	
9/26 Cleveland	17	7	[W]
10/4 Washington	17	23	[L]
10/11 at Philadelphia	24	28	[L]
10/18 at Washington	27	6	[W]
10/25 New York	16	21	[L]
11/1 at Chicago Cards	24	45	[L]
11/8 Detroit	10	10	[T]
11/15 at New York	14	9	[W]
11/22 at Cleveland	21	20	[W]
11/29 Philadelphia	31	0	[W]
12/6 at Chicago Bears	21	27	[L]
12/13 Chicago Cards	35	20	[W]
(H 3-2-1, A 3-3)	257	216	

1958 Buddy Parker			
W-7, L-4, T-1	Steelers	Opp.	
9/28 at San Francisco	20	23	[L]
10/5 Cleveland	12	45	[L]
10/12 Philadelphia	24	3	[W]
10/19 at Cleveland	10	27	[L]
10/26 at New York	6	17	[L]
11/2 Washington	24	16	[W]
11/9 at Philadelphia	31	24	[W]
11/16 New York	31	10	[W]
11/23 at Chicago Cards	27	20	[W]
11/30 Chicago Bears	24	10	[W]
12/7 at Washington	14	14	[T]
12/13 Chicago Cards	38	21	[W]
(H 5-1, A 2-3-1)	261	230	

1957 Buddy Parker			
W-6, L-6	Steelers	Opp.	
9/29 Washington	28	7	[W]
10/5 Cleveland	12	23	[L]
10/13 Chicago Cards	29	20	[W]
10/20 at New York	0	35	[L]
10/27 Philadelphia	6	0	[W]
11/3 at Baltimore	19	13	[W]
11/10 at Cleveland	0	24	[L]
11/24 Green Bay	10	27	[L]
12/1 at Philadelphia	6	7	[L]
12/7 New York	21	10	[W]
12/15 at Washington	3	10	[L]
12/22 at Chicago Cards	27	2	[W]
(H 4-2, A 2-4)	161	178	

88 Years with the Steelers

1956 Walt Kiesling

W-5, L-7	Steelers	Opp.
9/30 Washington	30	13 [W]
10/6 Cleveland	10	14 [L]
10/14 Philadelphia	21	35 [L]
10/21 at New York	10	38 [L]
10/28 at Cleveland	24	16 [W]
11/4 New York	14	17 [L]
11/11 at Philadelphia	7	14 [L]
11/18 Chicago Cards	14	7 [W]
11/25 at Chicago Cards	27	38 [L]
12/2 L.A. Rams	30	13 [W]
12/9 at Detroit	7	45 [L]
12/16 at Washington	23	0 [W]
(H 3-3, A 2-4)	217	250

1955 Walt Kiesling

W-4, L-8	Steelers	Opp.
9/26 Chicago Cards	14	7 [W]
10/2 at L.A. Rams	26	27 [L]
10/9 New York	30	23 [W]
10/15 Philadelphia	13	7 [W]
10/23 at New York	19	17 [W]
10/30 at Philadelphia	0	24 [L]
11/5 at Chicago Cards	13	27 [L]
11/13 Detroit	28	31 [L]
11/20 at Cleveland	14	41 [L]
11/27 Washington	14	23 [L]
12/4 Cleveland	7	30 [L]
12/11 at Washington	17	28 [L]
(H 3-3, A 1-5)	195	285

1954 Walt Kiesling

W-5, L-7	Steelers	Opp.
9/26 at Green Bay	21	20 [W]
10/2 Washington	37	7 [W]
10/9 at Philadelphia	22	24 [L]
10/17 Cleveland	55	27 [W]
10/23 Philadelphia	17	7 [W]
10/31 at Chicago Cards	14	17 [L]
11/7 New York	6	31 [L]
11/14 at Washington	14	17 [L]
11/20 San Francisco	3	31 [L]
11/28 Chicago Cards	20	17 [W]
12/5 at New York	3	24 [L]
12/12 at Cleveland	7	42 [L]
(H 4-2, A 1-5)	219	263

1953 Joe Bach

W-6, L-6	Steelers	Opp.
9/27 at Detroit	21	38 [L]
10/3 New York	24	14 [W]
10/11 Chicago Cards	31	28 [W]
10/17 at Philadelphia	7	23 [L]
10/24 Green Bay	31	14 [W]
11/1 Philadelphia	7	35 [L]
11/8 at Cleveland	16	34 [L]
11/15 at New York	14	10 [W]
11/22 Cleveland	16	20 [L]
11/29 Washington	9	17 [L]
12/6 at Chicago Cards	21	17 [W]
12/13 at Washington	14	13 [W]
(H 3-3, A 3-3)	211	263

1952 Joe Bach

W-5, L-7	Steelers	Opp.
9/28 Philadelphia	25	31 [L]
10/4 Cleveland	20	21 [L]
10/12 at Philadelphia	21	26 [L]
10/19 Washington	24	28 [L]
10/26 at Chicago Cards	34	28 [W]
11/2 at Washington	24	23 [W]
11/9 Detroit	6	31 [L]
11/16 at Cleveland	28	29 [L]
11/23 Chicago Cards	17	14 [W]
11/30 New York	63	7 [W]
12/7 at San Francisco	24	7 [W]
12/14 at L.A. Rams	14	28 [L]
(H 2-4, A 3-3)	300	273

1951 John Michelosen

W-4, L-7, T-1	Steelers	Opp.
10/1 New York	13	13 [T]
10/7 at Green Bay	33	35 [L]
10/14 San Francisco	24	28 [L]
10/21 at Cleveland	0	17 [L]
10/28 at Chicago Cards	28	14 [W]
11/4 Philadelphia	13	34 [L]
11/11 Green Bay	28	7 [W]
11/18 Washington	7	22 [L]
11/25 at Philadelphia	17	13 [W]
12/2 at New York	0	14 [L]
12/9 Cleveland	0	28 [L]
12/16 at Washington	20	10 [W]
(H 1-4-1, A 3-3)	183	235

1950 John Michelosen

W-6, L-6	Steelers	Opp.
9/17 New York	7	18 [L]
9/24 at Detroit	7	10 [L]
10/1 at Washington	26	7 [W]
10/7 Cleveland	17	30 [L]
10/15 at New York	17	6 [W]
10/22 Philadelphia	10	17 [L]
10/29 at Cleveland	7	45 [L]
11/5 at Philadelphia	9	7 [W]
11/12 Baltimore	17	7 [W]
11/23 at Chicago Cards	28	17 [W]
12/3 Washington	7	24 [L]
12/10 Chicago Cards	28	7 [W]
(H 2-4, A 4-2)	180	195

1949 John Michelosen

W-6, L-5, T-1	Steelers	Opp.
9/25 New York Giants	28	7 [W]
10/3 Washington	14	27 [L]
10/8 Detroit	14	7 [W]
10/16 at New York Giants	21	17 [W]
10/23 New York Bulldogs	24	13 [W]
10/30 Philadelphia	7	38 [L]
11/6 at Washington	14	27 [L]
11/13 L.A. Rams	7	7 [T]
11/20 at Green Bay	30	7 [W]
11/27 at Philadelphia	17	34 [L]
12/4 at Chicago Bears	21	30 [W]
12/11 at New York Bulldogs	27	0 [W]
(H 3-2-1, A 3-3)	224	214

1948 John Michelosen

W-4, L-8	Steelers	Opp.
9/26 at Washington	14	17 [L]
10/3 Boston	24	14 [W]
10/10 Washington	10	7 [W]
10/17 at Boston	7	13 [L]
10/24 at New York	27	34 [L]
10/31 Philadelphia	7	34 [L]
11/7 Green Bay	38	7 [W]
11/14 Chicago Cards	7	24 [L]
11/21 at Detroit	14	17 [L]
11/28 at Philadelphia	0	17 [L]
12/5 New York	38	28 [W]
12/12 at L.A. Rams	14	31 [L]
(H 4-2, A 0-6)	200	243

1947 Jock Sutherland

W-8, L-4	Steelers	Opp.
9/21 Detroit	17	10 [W]
9/29 L.A. Rams	7	48 [L]
10/5 at Washington	26	27 [L]
10/12 at Boston	30	14 [W]
10/19 Philadelphia	35	24 [W]
10/26 at New York	38	21 [W]
11/2 at Green Bay	18	17 [W]
11/9 Washington	21	14 [W]
11/16 New York	24	7 [W]
11/23 at Chicago Bears	7	49 [L]
11/30 at Philadelphia	0	21 [L]
12/7 Boston	17	7 [W]
(H 5-1, A 3-3)	240	259

Eastern Division Playoff

12/21 Philadelphia	0	21 [L]
--------------------	---	--------

1946 Jock Sutherland

W-5, L-5, T-1	Steelers	Opp.
9/20 Chicago Cards	14	7 [W]
9/29 at Washington	14	14 [T]
10/6 New York	14	17 [L]
10/13 Boston	16	7 [W]
10/20 at Green Bay	7	17 [L]
10/27 at Boston	33	7 [W]
11/3 Washington	14	7 [W]
11/10 at Detroit	7	17 [L]
11/17 Philadelphia	10	7 [W]
11/24 at New York	0	7 [L]
12/1 at Philadelphia	7	10 [L]
(H 4-1, A 1-4-1)	136	117

1945 Jim Leonard

W-2, L-8	Steelers	Opp.
9/25 at Boston	7	28 [L]
10/7 New York	6	34 [L]
10/14 Washington	0	14 [L]
10/21 at New York	21	7 [W]
10/28 Boston	6	10 [L]
11/4 Philadelphia	3	45 [L]
11/11 Chicago Cards	23	0 [W]
11/18 at Philadelphia	6	30 [L]
11/25 at Chicago Bears	7	28 [L]
12/2 at Washington	0	24 [L]
(H 1-4, A 1-4)	79	220

88 Years with the Steelers

1944* Walt Kiesling and Phil Handler			
W-0, L-10	Steelers	Opp.	
9/24 Cleveland	28	30	[L]
10/8 Green Bay	7	34	[L]
10/15 at Chicago Bears	7	34	[L]
10/22 at New York	0	23	[L]
10/29 at Washington	20	42	[L]
11/5 Detroit	6	27	[L]
11/12 at Detroit	7	21	[L]
11/19 Cleveland	6	33	[L]
11/26 Green Bay	20	35	[L]
12/3 Chicago Bears	7	49	[L]
(H 0-6, A 0-4)	108	328	

*Combined with Chicago Cards

● Home game played in Chicago

1943* Walt Kiesling and Greasy Neale			
W-5, L-4, T-1	Steelers	Opp.	
10/2 Brooklyn	17	0	[W]
10/9 New York	28	14	[W]
10/17 at Chicago Bears	21	48	[L]
10/24 at New York	14	42	[L]
10/31 Chicago Cards	34	13	[W]
11/7 Washington	14	14	[T]
11/14 at Brooklyn	7	13	[L]
11/21 Detroit	35	34	[W]
11/28 at Washington	27	14	[W]
12/5 Green Bay	28	38	[L]
(H 4-1-1, A 1-3)	225	230	

*Combined with Philadelphia Eagles

● Home game played in Philadelphia

1942 Walt Kiesling			
W-7, L-4	Steelers	Opp.	
9/13 Philadelphia	14	24	[L]
9/20 at Washington	14	24	[L]
10/4 New York	13	10	[W]
10/11 at Brooklyn	7	0	[W]
10/18 at Philadelphia	14	0	[W]
10/25 Washington	0	14	[L]
11/1 at New York	17	9	[W]
11/8 at Detroit	35	7	[W]
11/22 Chicago Cards	19	3	[W]
11/29 Brooklyn	13	0	[W]
12/6 at Green Bay	21	24	[L]
(H 3-2, A 4-2)	167	119	

1941 Burt Bell, Aldo Donelli, Walt Kiesling			
W-1, L-9, T-1	Steelers	Opp.	
9/7 at Cleveland	14	17	[L]
9/21 Philadelphia	7	10	[L]
10/5 New York	10	37	[L]
10/12 Washington	20	24	[L]
10/19 at New York	7	28	[L]
10/26 at Chicago Bears	7	34	[L]
11/2 at Washington	3	23	[L]
11/9 at Philadelphia	7	7	[T]
11/16 Brooklyn	14	7	[W]
11/23 Green Bay	7	54	[L]
11/30 at Brooklyn	7	35	[L]
(H 1-4, A 0-5-1)	103	276	

1940 Walt Kiesling			
W-2, L-7, T-2	Steelers	Opp.	
9/8 Chicago Cards	7	7	[T]
9/15 New York	10	10	[T]
9/22 at Detroit	10	7	[W]
9/29 Brooklyn	3	10	[L]
10/6 Washington	10	40	[L]
10/13 at Brooklyn	0	21	[L]
10/20 at New York	0	12	[L]
10/27 at Green Bay	3	24	[L]
11/3 at Washington	10	37	[L]
11/10 Philadelphia	7	3	[W]
11/28 at Philadelphia	0	7	[L]
(H 1-2-2, A 1-5)	60	178	

1939 Walt Kiesling and Johnny "Blood" McNally			
W-1, L-9, T-1	Steelers	Opp.	
9/14 at Brooklyn	7	12	[L]
9/24 Chicago Cards	0	10	[L]
10/2 Chicago Bears	0	32	[L]
10/8 New York	7	14	[L]
10/15 at Washington	14	44	[L]
10/22 Washington	14	21	[L]
10/29 at Cleveland	14	14	[T]
11/5 at Brooklyn	13	17	[L]
11/19 at New York	7	23	[L]
11/23 at Philadelphia	14	17	[L]
11/26 Philadelphia	24	12	[W]
(H 1-4, A 0-5-1)	114	216	

1938 Johnny "Blood" McNally			
W-2, L-9	Steelers	Opp.	
9/9 at Detroit	7	16	[L]
9/11 New York	14	27	[L]
9/16 at Philadelphia	7	27	[L]
9/23 at Brooklyn	17	3	[W]
10/3 at New York	13	10	[W]
10/9 Brooklyn	7	17	[L]
10/23 at Green Bay	0	20	[L]
11/6 Washington	0	7	[L]
11/20 at Philadelphia	7	14	[L]
11/27 at Washington	0	15	[L]
12/4 at Cleveland	7	13	[L]
(H 0-3, A 2-6)	79	169	

1937 Johnny "Blood" McNally			
W-4, L-7	Steelers	Opp.	
9/5 Philadelphia	27	14	[W]
9/19 at Brooklyn	21	0	[W]
9/26 New York	7	10	[L]
10/4 Chicago Bears	0	7	[L]
10/10 at Detroit	3	7	[L]
10/17 at Washington	20	34	[L]
10/24 Chicago Cardinals	7	13	[L]
10/31 Philadelphia	16	7	[W]
11/7 at New York	0	17	[L]
11/14 Washington	21	13	[W]
11/21 Brooklyn	0	23	[L]
(H 3-4, A 1-3)	122	145	

1936 Joe Bach			
W-6, L-6	Steelers	Opp.	
9/13 Boston	10	0	[W]
9/23 at Brooklyn	10	6	[W]
9/27 New York	10	7	[W]
10/4 Chicago Bears	9	27	[L]
10/14 Philadelphia	17	0	[W]
10/18 at Chicago Bears	7	26	[L]
10/25 at Green Bay	10	42	[L]
11/1 Brooklyn	10	7	[W]
11/5 at Philadelphia	6	0	[W]
11/8 at Detroit	3	28	[L]
11/15 at Chicago Cards	6	14	[L]
11/29 at Boston	0	30	[L]
(H 4-1, A 2-5)	98	187	

1935 Joe Bach			
W-4, L-8	Steelers	Opp.	
9/13 at Philadelphia	17	7	[W]
9/22 New York	7	42	[L]
9/29 Chicago Bears	7	23	[L]
10/6 at Green Bay	0	27	[L]
10/9 Philadelphia	6	17	[L]
10/20 Chicago Cards	17	13	[W]
10/27 Boston	6	0	[W]
11/3 Brooklyn	7	13	[L]
11/10 at Brooklyn	16	7	[W]
11/24 Green Bay	14	34	[L]
12/1 at Boston	3	13	[L]
12/8 at New York	0	13	[L]
(H 2-5, A 2-3)	100	209	

1934 Luby DiMeolo			
W-2, L-10	Steelers	Opp.	
9/9 Cincinnati	13	0	[W]
9/16 Boston	0	7	[L]
9/26 Philadelphia	0	17	[L]
10/3 New York	12	14	[L]
10/7 at Philadelphia	9	7	[W]
10/10 Chicago Bears	0	28	[L]
10/14 at Boston	0	39	[L]
10/21 at New York	7	17	[L]
10/28 at Brooklyn	3	21	[L]
11/4 at Detroit	7	40	[L]
11/11 at St. Louis	0	6	[L]
11/18 Brooklyn	0	10	[L]
(H 1-5, A 1-5)	51	206	

1933 Jap Douds			
W-3, L-6, T-2	Steelers	Opp.	
9/20 New York	2	23	[L]
9/27 Chicago Cardinals	14	13	[W]
10/4 Boston	6	21	[L]
10/11 Cincinnati	17	0	[W]
10/15 at Green Bay	0	47	[L]
10/22 at Cincinnati	0	0	[T]
10/29 at Boston	16	14	[W]
11/5 at Brooklyn	3	3	[T]
11/12 Brooklyn	0	32	[L]
11/19 at Philadelphia	6	25	[L]
12/3 at New York	3	27	[L]
(H 2-3, A 1-3-2)	67	205	

88 Years with the Steelers



STEELERS PLACEMENT (1970-2019)

Year	Record	Finish	Year	Record	Finish	Year	Record	Finish
1970	5-9	3rd in AFC Central	1987	8-7	3rd in AFC Central	2004	15-1	AFC North Champion (17)
1971	6-8	2nd in AFC Central	1988	5-11	4th in AFC Central	2005	11-5	2nd in AFC North*
1972	11-3	AFC Central Champion (1)	1989	9-7	3rd in AFC Central*	2006	8-8	T-2nd in AFC North
1973	10-4	2nd in AFC Central*	1990	9-7	3rd in AFC Central	2007	10-6	AFC North Champion (18)
1974	10-3-1	AFC Central Champion (2)	1991	7-9	2nd in AFC Central	2008	12-4	AFC North Champion (19)
1975	12-2	AFC Central Champion (3)	1992	11-5	AFC Central Champion (10)	2009	9-7	T-2nd in AFC North
1976	10-4	AFC Central Champion (4)	1993	9-7	2nd in AFC Central*	2010	12-4	AFC North Champion (20)
1977	9-5	AFC Central Champion (5)	1994	12-4	AFC Central Champion (11)	2011	12-4	T-1st in AFC North*
1978	14-2	AFC Central Champion (6)	1995	11-5	AFC Central Champion (12)	2012	8-8	3rd in AFC North
1979	12-4	AFC Central Champion (7)	1996	10-6	AFC Central Champion (13)	2013	8-8	2nd in AFC North
1980	9-7	3rd in AFC Central	1997	11-5	AFC Central Champion (14)	2014	11-5	AFC North Champion (21)
1981	8-8	2nd in AFC Central	1998	7-9	3rd in AFC Central	2015	10-6	2nd in AFC North*
1982	6-3	4th in AFC Tournament*	1999	6-10	4th in AFC Central	2016	11-5	AFC North Champion (22)
1983	10-6	AFC Central Champion (8)	2000	9-7	3rd in AFC Central	2017	13-3	AFC North Champion (23)
1984	9-7	AFC Central Champion (9)	2001	13-3	AFC Central Champion (15)	2018	9-6-1	2nd in AFC North
1985	7-9	3rd in AFC Central	2002	10-5-1	AFC North Champion (16)	2019	8-8	2nd in AFC North
1986	6-10	3rd in AFC Central	2003	6-10	3rd in AFC North			

* Earned Wild Card playoff berth
 (#) = Number of Division Titles

Steelers Preseason Results

**2019 Record: 3-1**

	Steelers	Opp.	
Tampa Bay	30	28	[W]
Kansas City	17	7	[W]
at Tennessee	18	6	[W]
at Carolina	19	25	[L]

2018 Record: 3-1

	Steelers	Opp.	
At Philadelphia	31	14	[W]
At Green Bay	34	51	[L]
Tennessee	16	6	[W]
Carolina	39	24	[W]

2017 Record: 3-1

	Steelers	Opp.	
At N.Y. Giants	20	12	[W]
Atlanta	17	3	[W]
Indianapolis	15	19	[L]
At Carolina	17	14	[W]

2016 Record: 1-3

	Steelers	Opp.	
Detroit	17	30	[L]
Philadelphia	0	17	[L]
At New Orleans	27	14	[W]
At Carolina	6	18	[L]

2015 Record: 1-4

	Steelers	Opp.	
At Minnesota (Canton)	3	14	[L]
At Jacksonville	21	23	[L]
Green Bay	24	19	[W]
At Buffalo	19	43	[L]
Carolina	6	23	[L]

2014 Record: 1-3

	Steelers	Opp.	
At N.Y. Giants	16	20	[L]
Buffalo	19	16	[W]
At Philadelphia	21	31	[L]
Carolina	0	10	[L]

2013 Record: 0-4

	Steelers	Opp.	
N.Y. Giants	13	18	[L]
At Washington	13	24	[L]
Kansas City (OT)	20	26	[L]
At Carolina	10	25	[L]

2012 Record: 3-1

	Steelers	Opp.	
At Philadelphia	23	24	[L]
Indianapolis	26	24	[W]
At Buffalo	38	7	[W]
Carolina	17	16	[W]

2011 Record: 3-1

	Steelers	Opp.	
At Washington	7	16	[L]
Philadelphia	24	14	[W]
Atlanta	34	16	[W]
At Carolina	33	17	[W]

2010 Record: 3-1

	Steelers	Opp.	
Detroit	23	7	[W]
At N.Y. Giants	24	17	[W]
At Denver	17	34	[L]
Carolina	19	3	[W]

2009 Record: 3-1

	Steelers	Opp.	
Arizona	20	10	[W]
At Washington	13	17	[L]
Buffalo	17	0	[W]
At Carolina	21	10	[W]

2008 Record: 3-1

	Steelers	Opp.	
Philadelphia	16	10	[W]
Buffalo (at Toronto)	21	24	[L]
At Minnesota	12	10	[W]
Carolina	19	16	[W]

2007 Record: 4-1

	Steelers	Opp.	
New Orleans (at Canton)	20	7	[W]
Green Bay	9	13	[L]
At Washington	12	10	[W]
Philadelphia	27	13	[W]
At Carolina	19	3	[W]

2006 Record: 0-4

	Steelers	Opp.	
At Arizona	13	21	[L]
Minnesota	10	17	[L]
At Philadelphia	7	16	[L]
Carolina	13	15	[L]

2005 Record: 3-1

	Steelers	Opp.	
Philadelphia	38	31	[W]
Miami	17	3	[W]
At Washington	10	17	[L]
At Carolina	21	17	[W]

2004 Record: 2-2

	Steelers	Opp.	
At Detroit	21	27	[L]
Houston	38	3	[W]
At Philadelphia	27	21	[W]
Carolina	13	16	[L]

2003 Record: 1-3

	Steelers	Opp.	
At Detroit	13	26	[L]
Philadelphia	16	21	[L]
Dallas	15	14	[W]
At Carolina	14	21	[L]

2002 Record: 2-2

	Steelers	Opp.	
N.Y. Jets	6	16	[L]
At Washington	34	35	[L]
At Detroit	34	22	[W]
Minnesota	17	14	[W]

2001 Record: 3-1

	Steelers	Opp.	
At Atlanta	17	16	[W]
At Minnesota	10	24	[L]
Detroit	20	7	[W]
Buffalo	20	0	[W]

2000 Record: 3-2

	Steelers	Opp.	
At Dallas	38	10	[W]
Miami	13	10	[W]
Carolina	13	0	[W]
Indianapolis (at Mexico City)	23	24	[L]
At Washington	10	17	[L]

1999 Record: 1-3

	Steelers	Opp.	
Chicago	30	23	[W]
At Carolina	13	20	[L]
Washington	14	27	[L]
At Buffalo	14	16	[L]

1998 Record: 3-2

	Steelers	Opp.	
Tampa Bay (at Canton)	6	30	[L]
Buffalo	24	13	[W]
At Philadelphia	17	21	[L]
Atlanta (at Morgantown)	28	22	[W]
Carolina	38	24	[W]

1997 Record: 5-0

	Steelers	Opp.	
Chicago (at Dublin)	30	17	[W]
At Kansas City	28	14	[W]
Philadelphia	42	26	[W]
Detroit	28	20	[W]
At Carolina	27	19	[W]

1996 Record: 2-3

	Steelers	Opp.	
San Diego (at Tokyo)	10	20	[L]
St. Louis	16	10	[W]
At Green Bay	17	24	[L]
Tampa Bay	13	3	[W]
At Philadelphia	19	20	[L]

1995 Record: 1-3

	Steelers	Opp.	
At Buffalo	31	10	[W]
Green Bay	13	36	[L]
At Tampa Bay	7	20	[L]
Philadelphia	6	16	[L]

1994 Record: 1-3

	Steelers	Opp.	
At Miami	14	24	[L]
L.A. Raiders	29	17	[W]
Indianapolis	14	17	[L]
At Washington	21	22	[L]

1993 Record: 2-3

	Steelers	Opp.	
San Francisco (at Barcelona)	14	21	[L]
N.Y. Jets	17	13	[W]
At N.Y. Giants	23	17	[W]
Washington	3	10	[L]
Minnesota (at Minneapolis)	13	30	[L]

Steelers Preseason Results

1992 Record: 2-2

	Steelers	Opp.
Philadelphia	33	35 [L]
At New Orleans	0	26 [L]
At Chicago	28	17 [W]
N.Y. Giants	24	3 [W]

1991 Record: 2-2

	Steelers	Opp.
Washington	16	7 [W]
At Minnesota	24	34 [L]
At Philadelphia	20	21 [L]
At Detroit	16	3 [W]

1990 Record: 2-2

	Steelers	Opp.
New England (at Montreal)	30	14 [W]
At Washington	24	27 [L]
At Dallas	9	20 [L]
Philadelphia	20	10 [W]

1989 Record: 2-2

	Steelers	Opp.
Washington	14	21 [L]
At Cleveland	24	21 [W]
At Philadelphia	14	38 [L]
At N.Y. Giants	13	10 [W]

1988 Record: 3-1

	Steelers	Opp.
At Washington	44	31 [W]
Philadelphia	21	16 [W]
At N.Y. Giants	17	28 [L]
At New Orleans	31	28 [W]

1987 Record: 0-4

	Steelers	Opp.
At Washington	17	23 [L]
At Chicago	14	50 [L]
At New Orleans	28	31 [L]
N.Y. Giants	20	26 [L]

1986 Record: 1-3

	Steelers	Opp.
Chicago	13	23 [L]
At Washington (OT)	24	27 [L]
At Dallas	41	28 [W]
At N.Y. Giants	3	17 [L]

1985 Record: 1-3

	Steelers	Opp.
At Tampa Bay	42	27 [W]
Minnesota (at Minneapolis)	34	41 [L]
At St. Louis	6	14 [L]
N.Y. Giants	14	24 [L]

1984 Record: 3-1

	Steelers	Opp.
At Cleveland	31	14 [W]
Philadelphia	20	17 [W]
At Dallas	20	10 [W]
at N.Y. Giants	9	16 [L]

1983 Record: 4-1

	Steelers	Opp.
New Orleans (at Canton)	27	14 [W]
New England (at Knoxville)	27	16 [W]
N.Y. Giants	13	22 [L]
At Dallas	24	7 [W]
At Philadelphia	10	3 [W]

1982 Record: 4-0

	Steelers	Opp.
New England (at Knoxville)	24	20 [W]
At N.Y. Giants	13	10 [W]
Baltimore	37	15 [W]
Philadelphia	27	24 [W]

1981 Record: 2-2

	Steelers	Opp.
At Cleveland	35	31 [W]
At Philadelphia	20	36 [L]
At Dallas	14	24 [L]
N.Y. Giants	31	6 [W]

1980 Record: 3-1

	Steelers	Opp.
At N.Y. Giants	13	0 [W]
At Atlanta	17	14 [W]
N.Y. Jets	13	20 [L]
At Dallas	31	10 [W]

1979 Record: 3-1

	Steelers	Opp.
At Buffalo	15	7 [W]
N.Y. Giants	10	3 [W]
At N.Y. Jets	27	14 [W]
At Dallas	14	16 [L]

1978 Record: 2-2

	Steelers	Opp.
At Baltimore	22	10 [W]
Atlanta	13	7 [W]
At N.Y. Giants	6	13 [L]
At Dallas	13	16 [L]

1977 Record: 3-3

	Steelers	Opp.
Buffalo	28	24 [W]
At Kansas City	21	23 [L]
At N.Y. Jets	26	13 [W]
At New England	10	13 [L]
Philadelphia	21	13 [W]
At Dallas	0	30 [L]

1976 Record: 5-2

	Steelers	Opp.
All Stars (at Chicago)	24	0 [W]
At New Orleans	24	14 [W]
At Philadelphia	14	7 [W]
At Washington	27	7 [W]
N.Y. Giants	0	17 [L]
At Dallas	10	20 [L]
N.Y. Jets	41	6 [W]

1975 Record: 3-4

	Steelers	Opp.
All Stars (at Chicago)	21	14 [W]
Philadelphia	14	17 [L]
Oakland (at Berkeley)	21	24 [L]
At Baltimore	31	10 [W]
N.Y. Giants (at Princeton)	7	24 [L]
New Orleans	24	13 [W]
At Dallas	16	17 [L]

1974 Record: 6-0

	Steelers	Opp.
At New Orleans	26	7 [W]
Chicago	50	21 [W]
At Philadelphia (ot)	33	30 [W]
N.Y. Giants	17	7 [W]
At Washington	21	19 [W]
At Dallas	41	15 [W]

1973 Record: 4-2

	Steelers	Opp.
Baltimore	34	7 [W]
Minnesota (at Bloomington)	6	10 [L]
Philadelphia	17	3 [W]
at N.Y. Giants	24	29 [L]
At Green Bay	30	22 [W]
Atlanta	19	0 [W]

1972 Record: 4-1-1

	Steelers	Opp.
N.Y. Giants	28	10 [W]
N.Y. Jets (at Seattle)	22	3 [W]
At Atlanta	31	17 [W]
Baltimore (at Tampa)	13	16 [L]
New Orleans (at Memphis)	56	7 [W]
Washington	10	10 (T)

1971 Record: 3-2

	Steelers	Opp.
At Green Bay	16	13 [W]
At Cincinnati	13	20 [L]
Minnesota	21	26 [L]
N.Y. Jets (at Cleveland)	35	21 [W]
At N.Y. Giants	20	3 [W]

1970 Record: 4-1

	Steelers	Opp.
Miami (at Jacksonville)	10	16 [L]
Minnesota (at Bloomington)	20	13 [W]
N.Y. Giants	21	6 [W]
Boston (at Shreveport)	31	3 [W]
At Oakland	20	6 [W]

1969 Record: 2-3

	Steelers	Opp.
St. Louis (at Norfolk)	12	27 [L]
New Orleans (at Baton Rouge)	34	24 [W]
Cincinnati	13	23 [L]
At Green Bay	19	31 [L]
N.Y. Giants (at Montreal)	17	13 [W]

1968 Record: 1-4

	Steelers	Opp.
At St. Louis	7	24 [L]
At San Diego	36	33 [W]
Cincinnati (at Morgantown)	3	19 [L]
Green Bay (at Milwaukee)	17	21 [L]
Washington (at Norfolk)	17	24 [L]

1967 Record: 2-3

	Steelers	Opp.
At Green Bay	20	31 [L]
New Orleans (at Baton Rouge)	17	20 [L]
St. Louis (at Nashville)	24	13 [W]
At San Diego	16	7 [W]
Washington (at Norfolk)	10	16 [L]

1966 Record: 1-4

	Steelers	Opp.
N.Y. Giants (at Ithaca)	14	16 [L]
Minnesota (at Portland)	6	35 [L]
San Francisco (at Portland)	34	17 [W]
At Green Bay	6	17 [L]
Cleveland (at Birmingham)	10	14 [L]

1965 Record: 0-5

	Steelers	Opp.
Minnesota (at Atlanta)	21	31 [L]
N.Y. Giants (at New Haven)	7	16 [L]
Baltimore (at Atlanta)	10	38 [L]
San Francisco (at Providence)	9	23 [L]
Cleveland (at Akron)	16	28 [L]

Steelers vs. NFL Opponents (All-Time Record: 667-577-21)



ARIZONA CARDINALS

STEELERS WON 36, LOST 23, TIED 3 (Home: 22-8-1, Road: 13-15-2, Neutral: 1-0)

STEELERS	CARDINALS	STEELERS	CARDINALS	STEELERS	CARDINALS						
1933 h	14	13	[W]	1955	13	27	[L]	1965 h	7	20	[L]
1935 h	17	13	[W]	1956 h	14	7	[W]	1965	17	21	[L]
1936	6	14	[L]	1956	27	38	[L]	1967 h	14	28	[L]
1937 h	7	13	[L]	1957 h	29	20	[W]	1967	14	14	[T]
1939 h	0	10	[L]	1957	27	2	[W]	1968	28	28	[T]
1940 h	7	7	[T]	1958	27	20	[W]	1968 h	10	20	[L]
1942 h	19	3	[W]	1958 h	38	21	[W]	1969 h	14	27	[L]
1943 h	34	13	[W]	1959	24	45	[L]	1969	10	47	[L]
1945 h	23	0	[W]	1959 h	35	20	[W]	1972	25	19	[W]
1946 h	14	7	[W]	1960 h	27	14	[W]	1979	24	21	[W]
1948 h	7	24	[L]	1960	7	38	[L]	1985 h	23	10	[W]
1950	28	17	[W]	1961 h	30	27	[W]	1988	14	31	[L]
1950 h	28	7	[W]	1961	0	20	[L]	1994	17	20	ot[L]
1951	28	14	[W]	1962	26	17	[W]	1997	26	20	ot[W]
1952	34	28	[W]	1962 h	19	7	[W]	2003 h	28	15	[W]
1952 h	17	14	[W]	1963 h	23	10	[W]	2007	14	21	[L]
1953 h	31	28	[W]	1963	23	24	[L]	2008 ●	27	23	[W]
1953	21	17	[W]	1964	30	34	[L]	2011	32	20	[W]
1954	14	17	[L]	1964 h	20	21	[L]	2015 h	25	13	[W]
1954 h	20	17	[W]	1966 h	30	9	[W]	2019	23	17	[W]
1955 h	14	7	[W]	1966	3	6	[L]				

Franchise moved from Chicago to St. Louis after 1959 season. Franchise moved from St. Louis to Phoenix after 1987 season.



ATLANTA FALCONS

STEELERS WON 14, LOST 2, TIED 1 (Home: 7-0-1, Road: 7-2)

STEELERS	FALCONS	STEELERS	FALCONS	STEELERS	FALCONS						
1966	57	33	[W]	1984 h	35	10	[W]	2002 h	34	34	ot[T]
1968	41	21	[W]	1987	28	12	[W]	2006	38	41	ot[L]
1970	16	27	[L]	1990 h	21	9	[W]	2010 h	15	9	ot[W]
1974 h	24	17	[W]	1993	45	17	[W]	2014	27	20	[W]
1978 h	31	7	[W]	1996	20	17	[W]	2018 h	41	17	[W]
1981	34	20	[W]	1999 h	13	9	[W]				



BALTIMORE RAVENS

STEELERS WON 28, LOST 24 (Home: 17-11, Road: 11-13)

STEELERS	RAVENS	STEELERS	RAVENS	STEELERS	RAVENS						
1996 h	31	17	[W]	2004 h	20	7	[W]	2012	23	20	[W]
1996	17	31	[L]	2005 h	20	19	[W]	2013 h	19	16	[W]
1997	42	34	[W]	2005	13	16	ot[L]	2013	20	22	[L]
1997 h	37	0	[W]	2006	0	27	[L]	2014	6	26	[L]
1998	20	13	[W]	2006 h	7	31	[L]	2014 h	43	23	[W]
1998 h	16	6	[W]	2007 h	38	7	[W]	2014 h ●	17	30	[L]
1999	23	20	[W]	2007	21	27	[L]	2015 h	20	23	ot[L]
1999 h	24	31	[L]	2008 h	23	20	ot[W]	2015	17	20	[L]
2000 h	0	16	[L]	2008	13	9	[W]	2016	14	21	[L]
2000	9	6	[W]	2008 h ●	23	14	[W]	2016 h	31	27	[W]
2001 h	10	13	[L]	2009	17	20	ot[L]	2017	26	9	[W]
2001	26	21	[W]	2009 h	23	20	[W]	2017 h	39	38	[W]
2001 h ●	27	10	[W]	2010 h	14	17	[L]	2018 h	14	26	[L]
2002	31	18	[W]	2010	13	10	[W]	2018	23	16	[W]
2002 h	34	31	[W]	2010 h ●	31	24	[W]	2019 h	23	26	ot[L]
2003 h	34	15	[W]	2011	7	35	[L]	2019	10	28	[L]
2003	10	13	ot[L]	2011 h	20	23	[L]				
2004	13	30	[L]	2012 h	10	13	[L]				

● Playoff Game ● AFC Championship Game ● Super Bowl

Steelers vs. NFL Opponents (All-Time Record: 667-577-21)



BUFFALO BILLS

STEELERS WON 16, LOST 10 (Home: 10-3, Road: 6-7)

STEELERS	BILLS		STEELERS	BILLS		STEELERS	BILLS				
1970 h	23	10	[W]	1986	12	16	[L]	1999	21	24	[L]
1972	38	21	[W]	1988	28	36	[L]	2001	20	3	[W]
1974 h	32	14	[W]	1991	34	52	[L]	2004	29	24	[W]
1975 h	21	30	[L]	1992	20	28	[L]	2007 h	26	3	[W]
1978	28	17	[W]	1992 h	3	24	[L]	2010	19	16	ot[W]
1979 h	28	0	[W]	1993 h	23	0	[W]	2013 h	23	10	[W]
1980	13	28	[L]	1994 h	23	10	[W]	2016	27	20	[W]
1982	0	13	[L]	1995 h	40	21	[W]	2019 h	10	17	[L]
1985 h	30	24	[W]	1996 h	24	6	[W]				



CAROLINA PANTHERS

STEELERS WON 6, LOST 4 (Home: 3-0, Road: 2-1)

STEELERS	PANTHERS		STEELERS	PANTHERS		STEELERS	PANTHERS				
1996	14	18	[L]	2002 h	30	14	[W]	2010 h	27	3	[W]
1999 h	30	20	[W]	2006	37	3	[W]	2014	37	19	[W]
								2018 h	52	21	[W]



CHICAGO BEARS

STEELERS WON 7, LOST 22, TIED 1 (Home: 6-9-1, Road: 1-12)

STEELERS	BEARS		STEELERS	BEARS		STEELERS	BEARS				
1934 h	0	28	[L]	1945	7	28	[L]	1980 h	38	3	[W]
1935 h	7	23	[L]	1947	7	49	[L]	1986	10	13	ot[L]
1936 h	9	27	[L]	1949	21	30	[L]	1989 h	0	20	[L]
1936	7	26	[L]	1958 h	24	10	[W]	1992	6	30	[L]
1937 h	0	7	[L]	1959	21	27	[L]	1995	37	34	ot[W]
1939 h	0	32	[L]	1963 h	17	17	[T]	1998 h	17	12	[W]
1941	7	34	[L]	1967 h	41	13	[W]	2005 h	21	9	[W]
1943	21	48	[L]	1969	7	38	[L]	2009	14	17	[L]
1944	7	34	[L]	1971	15	17	[L]	2013 h	23	40	[L]
1944 h	7	49	[L]	1975 h	34	3	[W]	2017	17	23	ot[L]



CINCINNATI BENGALS

STEELERS WON 66, LOST 35 (Home: 34-16, Road: 32-19)

STEELERS	BENGALS		STEELERS	BENGALS		STEELERS	BENGALS				
1970 h	21	10	[W]	1981	7	34	[L]	1992	21	9	[W]
1970	7	34	[L]	1981 h	10	17	[L]	1993 h	34	7	[W]
1971 h	21	10	[W]	1982 h	26	20	ot[W]	1993	24	16	[W]
1971	21	13	[W]	1983	24	14	[W]	1994 h	14	10	[W]
1972	10	15	[L]	1983 h	10	23	[L]	1994	38	15	[W]
1972 h	40	17	[W]	1984 h	38	17	[W]	1995 h	9	27	[L]
1973	7	19	[L]	1984	20	22	[L]	1995	49	31	[W]
1973 h	20	13	[W]	1985 h	24	37	[L]	1996 h	20	10	[W]
1974	10	17	[L]	1985	21	26	[L]	1996	24	34	[L]
1974 h	27	3	[W]	1986	22	24	[L]	1997	26	10	[W]
1975	30	24	[W]	1986 h	30	9	[W]	1997 h	20	3	[W]
1975 h	35	14	[W]	1987 h	23	20	[W]	1998	20	25	[L]
1976 h	23	6	[W]	1987	30	16	[W]	1998 h	24	25	[L]
1976	7	3	[W]	1988 h	12	17	[L]	1999	17	3	[W]
1977 h	20	14	[W]	1988	7	42	[L]	1999 h	20	27	[L]
1977	10	17	[L]	1989	10	41	[L]	2000 h	15	0	[W]
1978	28	3	[W]	1989 h	16	26	[L]	2000	48	28	[W]
1978 h	7	6	[W]	1990	3	27	[L]	2001 h	16	7	[W]
1979	10	34	[L]	1990 h	12	16	[L]	2001	23	26	ot[L]
1979 h	37	17	[W]	1991	33	27	ot[W]	2002	34	7	[W]
1980	28	30	[L]	1991 h	17	10	[W]	2002 h	29	21	[W]
1980 h	16	17	[L]	1992 h	20	0	[W]	2003	17	10	[W]

● Playoff Game

Steelers vs. NFL Opponents (All-Time Record: 667-577-21)



CINCINNATI BENGALS (CONTINUED)

STEELERS WON 66, LOST 35 (Home: 34-16, Road: 32-19)

STEELERS	BENGALS	STEELERS	BENGALS	STEELERS	BENGALS						
2003 h	20	24	[L]	2009h	12	18	[L]	2015 ●	18	16	[W]
2004 h	28	17	[W]	2010	27	21	[W]	2016h	24	16	[W]
2004	19	14	[W]	2010 h	23	7	[W]	2016	24	20	[W]
2005	27	13	[W]	2011	24	17	[W]	2017h	29	14	[W]
2005 h	31	38	[L]	2011 h	35	7	[W]	2017	23	20	[W]
2005 ●	31	17	[W]	2012	24	17	[W]	2017h	29	14	[W]
2006 h	20	28	[L]	2012 h	10	13	[L]	2017	23	20	[W]
2006	23	17	ot[W]	2013	10	20	[L]	2018	28	21	[W]
2007	24	13	[W]	2013 h	30	20	[W]	2018 h	16	13	[W]
2007 h	24	10	[W]	2014	42	21	[W]	2019 h	27	3	[W]
2008	38	10	[W]	2014 h	30	20	[W]	2019	16	10	[W]
2008 h	27	10	[W]	2015 h	10	16	[L]				
2009	20	23	[L]	2015	33	20	[W]				



CLEVELAND BROWNS

STEELERS WON 76, LOST 59, TIED 1 (Home: 48-21, Road: 28-38-1)

STEELERS	BROWNS	STEELERS	BROWNS	STEELERS	BROWNS						
1950 h	17	30	[L]	1965	19	24	[L]	1980	26	27	[L]
1950	7	45	[L]	1965 h	21	42	[L]	1980 h	16	13	[W]
1951	0	17	[L]	1966	10	41	[L]	1981 h	13	7	[W]
1951 h	0	28	[L]	1966 h	16	6	[W]	1981	32	10	[W]
1952 h	20	21	[L]	1967	10	21	[L]	1982	9	10	[L]
1952	28	29	[L]	1967 h	14	34	[L]	1982 h	37	21	[W]
1953	16	34	[L]	1968	24	31	[L]	1983 h	44	17	[W]
1953 h	16	20	[L]	1968 h	24	45	[L]	1983	17	30	[L]
1954 h	55	27	[W]	1969	31	42	[L]	1984	10	20	[L]
1954	7	42	[L]	1969 h	3	24	[L]	1984 h	23	20	[W]
1955	14	41	[L]	1970	7	15	[L]	1985	7	17	[L]
1955 h	7	30	[L]	1970 h	28	9	[W]	1985 h	10	9	[W]
1956 h	10	14	[L]	1971	17	27	[L]	1986 h	24	27	[L]
1956	24	16	[W]	1971 h	26	9	[W]	1986	31	37	ot[L]
1957 h	12	23	[L]	1972	24	26	[L]	1987	10	34	[L]
1957	0	24	[L]	1972 h	30	0	[W]	1987 h	13	19	[L]
1958 h	12	45	[L]	1973 h	33	6	[W]	1988 h	9	23	[L]
1958	10	27	[L]	1973	16	21	[L]	1988	7	27	[L]
1959 h	17	7	[W]	1974 h	20	16	[W]	1989 h	0	51	[L]
1959	21	20	[W]	1974	26	16	[W]	1989	17	7	[W]
1960	20	28	[L]	1975	42	6	[W]	1990	3	13	[L]
1960 h	14	10	[W]	1975 h	31	17	[W]	1990 h	35	0	[W]
1961 h	28	30	[L]	1976 h	31	14	[W]	1991	14	17	[L]
1961	17	13	[W]	1976	16	18	[L]	1991 h	17	10	[W]
1962 h	14	41	[L]	1977	28	14	[W]	1992	9	17	[L]
1962	14	35	[L]	1977 h	35	31	[W]	1992 h	23	13	[W]
1963	23	35	[L]	1978 h	15	9	ot[W]	1993	23	28	[L]
1963 h	9	7	[W]	1978	34	14	[W]	1993 h	16	9	[W]
1964	23	7	[W]	1979	51	35	[W]	1994	17	10	[W]
1964 h	17	30	[L]	1979 h	33	30	ot[W]	1994 h	17	7	[W]

● Playoff Game

Steelers vs. NFL Opponents (All-Time Record: 667-577-21)



CLEVELAND BROWNS (CONTINUED)

STEELERS WON 76, LOST 59, TIED 1 (Home: 48-21, Road: 28-38-1)

STEELERS		BROWNS		STEELERS		BROWNS		STEELERS		BROWNS	
1994 h	● 29	9	[W]	2005 h	34	21	[W]	2013	27	11	[W]
1995 h	20	3	[W]	2005	41	0	[W]	2013 h	20	7	[W]
1995	20	17	[W]	2006	24	20	[W]	2014 h	30	27	[W]
1999	43	0	[W]	2006 h	27	7	[W]	2014	10	31	[L]
1999 h	15	16	[L]	2007	34	7	[W]	2015 h	30	9	[W]
2000	20	23	[L]	2007 h	31	28	[W]	2015	28	12	[W]
2000 h	22	0	[W]	2008	10	6	[W]	2016	24	9	[W]
2001	15	12	ot[W]	2008 h	31	0	[W]	2016 h	27	24	ot[W]
2001 h	28	7	[W]	2009 h	27	14	[W]	2017	21	18	[W]
2002 h	16	13	ot[W]	2009	6	13	[L]	2017 h	28	24	[W]
2002	23	20	[W]	2010 h	28	10	[W]	2018	21	21	ot[T]
2002 h	● 36	33	[W]	2010	41	9	[W]	2018 h	33	18	[W]
2003 h	13	33	[L]	2011 h	14	3	[W]	2019	7	21	[L]
2003	13	6	[W]	2011	13	9	[W]	2019 h	20	13	[W]
2004 h	34	23	[W]	2012	14	20	[L]				
2004	24	10	[W]	2012 h	24	10	[W]				



DALLAS COWBOYS

STEELERS WON 15, LOST 17 (Home: 8-7, Road: 5-9, Neutral: 2-1)

STEELERS		COWBOYS		STEELERS		COWBOYS		STEELERS		COWBOYS	
1960	35	28	[W]	1966	21	52	[L]	1985	13	27	[L]
1961	24	27	[L]	1966 h	7	20	[L]	1988 h	24	21	[W]
1961 h	37	7	[W]	1967 h	21	24	[L]	1991	10	20	[L]
1962	30	28	[W]	1968	7	28	[L]	1994 h	9	26	[L]
1962 h	27	42	[L]	1969 h	7	10	[L]	1995	● 17	27	[L]
1963 h	27	21	[W]	1972	13	17	[L]	1997 h	7	37	[L]
1963	24	19	[W]	1975	● 21	17	[W]	2004	24	20	[W]
1964 h	23	17	[W]	1977 h	28	13	[W]	2008 h	20	13	[W]
1964	14	17	[L]	1978	● 35	31	[W]	2012	24	27	ot[L]
1965 h	22	13	[W]	1979 h	14	3	[W]	2016h	30	35	[L]
1965	17	24	[L]	1982	36	28	[W]				



DENVER BRONCOS

STEELERS WON 11, LOST 20, TIED 1 (Home: 6-7, Road: 5-13-1)

STEELERS		BRONCOS		STEELERS		BRONCOS		STEELERS		BRONCOS	
1970	13	16	[L]	1984	● 24	17	[W]	2003	14	17	[L]
1971 h	10	22	[L]	1985 h	23	31	[L]	2005	● 34	17	[W]
1973 h	13	23	[L]	1986 h	10	21	[L]	2006h	20	31	[L]
1974	35	35	ot[T]	1988 h	39	21	[W]	2007	28	31	[L]
1975 h	20	9	[W]	1989	7	34	[L]	2009	28	10	[W]
1977	7	21	[L]	1989	● 23	24	[L]	2011	● 23	29	ot[L]
1977	● 21	34	[L]	1990	34	17	[W]	2012	19	31	[L]
1978	21	17	[W]	1991	13	20	[L]	2015 h	34	27	[W]
1978 h	● 33	10	[W]	1993	13	37	[L]	2015	● 16	23	[L]
1979 h	42	7	[W]	1997 h	35	24	[W]	2018	24	17	[L]
1983 h	10	14	[L]	1997 h	● 21	24	[L]				

● Playoff Game ● AFC Championship Game ● Super Bowl ● Playoff Bowl

Steelers vs. NFL Opponents (All-Time Record: 667-577-21)



DETROIT LIONS

STEELERS WON 18, LOST 17, TIED 1 (Home: 12-3-1, Road: 6-13, Neutral: 0-1)

STEELERS	LIONS	STEELERS	LIONS	STEELERS	LIONS						
1934	7	40	[L]	1949 h	14	7	[W]	1973 h	24	10	[W]
1936	3	28	[L]	1950	7	10	[L]	1983	3	45	[L]
1937	3	7	[L]	1952 h	6	31	[L]	1986 h	27	17	[W]
1938	7	16	[L]	1953	21	38	[L]	1989	23	3	[W]
1940	10	7	[W]	1955 h	28	31	[L]	1992 h	17	14	[W]
1942	35	7	[W]	1956	7	45	[L]	1995 h	23	20	[W]
1943 h	35	34	[W]	1959 h	10	10	[T]	1998	16	19	ot[L]
1944 h	6	27	[L]	1962	7	45	[L]	2001 h	47	14	[W]
1944	7	21	[L]	1962 ●	10	17	[L]	2005 h	35	21	[W]
1946	7	17	[L]	1966 h	17	3	[W]	2009	28	20	[W]
1947 h	17	10	[W]	1967	24	14	[W]	2013 h	37	27	[W]
1948	14	17	[L]	1969 h	16	13	[W]	2017	20	15	[W]



GREEN BAY PACKERS

STEELERS WON 16, LOST 22 (Home: 8-9, Road: 8-12, Neutral: 0-1)

STEELERS	PACKERS	STEELERS	PACKERS	STEELERS	PACKERS						
1933	0	47	[L]	1948 h	38	7	[W]	1975	16	13	[W]
1935	0	27	[L]	1949	30	7	[W]	1980 h	22	20	[W]
1935 h	14	34	[L]	1951	33	35	[L]	1983	25	21	[W]
1936	10	42	[L]	1951 h	28	7	[W]	1986 h	27	3	[W]
1938	0	20	[L]	1953 h	31	14	[W]	1992	3	17	[L]
1940	3	24	[L]	1954	21	20	[W]	1995	19	24	[L]
1941 h	7	54	[L]	1957 h	10	27	[L]	1998 h	27	20	[W]
1942	21	24	[L]	1960 h	13	19	[L]	2005	20	10	[W]
1943 h	28	38	[L]	1963	14	33	[L]	2009 h	37	36	[W]
1944	7	34	[L]	1965 h	9	41	[L]	2010 ●	25	31	[L]
1944 h	20	35	[L]	1967	24	17	[W]	2013	38	31	[W]
1946	7	17	[L]	1969 h	34	38	[L]	2017h	31	28	[W]
1947	18	17	[W]	1970 h	12	20	[L]				



HOUSTON TEXANS

STEELERS WON 4, LOST 2 (Home: 2-1, Road: 2-1)

STEELERS	TEXANS	STEELERS	TEXANS	STEELERS	TEXANS						
2002 h	6	24	[L]	2008 h	38	17	[W]	2014 h	30	23	[W]
2005	27	7	[W]	2011	10	17	[L]	2017	34	6	[W]



INDIANAPOLIS COLTS

STEELERS WON 25, LOST 6 (Home: 16-2, Road: 9-4)

STEELERS	COLTS	STEELERS	COLTS	STEELERS	COLTS						
1950 h	17	7	[W]	1983	24	13	[W]	2005	7	26	[L]
1957	19	13	[W]	1984	16	17	[L]	2005 ●	21	18	[W]
1968 h	7	41	[L]	1985 h	45	3	[W]	2008 h	20	24	[L]
1971	21	34	[L]	1987 h	21	7	[W]	2011	23	20	[W]
1974 h	30	0	[W]	1991	21	3	[W]	2014 h	51	34	[W]
1975 h ●	28	10	[W]	1992 h	30	14	[W]	2015 h	45	10	[W]
1976 ●	40	14	[W]	1994 h	31	21	[W]	2016	28	7	[W]
1977	21	31	[L]	1995 h ●	20	16	[W]	2017	20	17	[W]
1978 h	35	13	[W]	1996 h ●	42	14	[W]	2019 h	26	24	[W]
1979 h	17	13	[W]	1997 h	24	22	[W]				
1980	20	17	[W]	2002 h	28	10	[W]				

Franchise moved from Baltimore to Indianapolis after 1983 season.

● Playoff Game ● AFC Championship Game ● Super Bowl

Steelers vs. NFL Opponents (All-Time Record: 667-577-21)



JACKSONVILLE JAGUARS

STEELERS WON 12, LOST 14 (Home: 6-7, Road: 6-7)

STEELERS			JAGUARS			STEELERS			JAGUARS			STEELERS			JAGUARS		
1995	16	20	[L]	1999	6	20	[L]	2007 h	22	29	[L]	2007 h	22	29	[L]		
1995 h	24	7	[W]	2000	23	13	[W]	2007 h ●	29	31	[L]	2007 h ●	29	31	[L]		
1996	9	24	[L]	2000 h	24	34	[L]	2008	26	21	[W]	2008	26	21	[W]		
1996 h	28	3	[W]	2001	3	21	[L]	2011 h	17	13	[W]	2011 h	17	13	[W]		
1997	21	30	[L]	2001 h	20	7	[W]	2014	17	9	[W]	2014	17	9	[W]		
1997 h	23	17	ot[W]	2002	25	23	[W]	2017h	9	30	[L]	2017h	9	30	[L]		
1998 h	30	15	[W]	2004	17	16	[W]	2017h ●	42	45	[L]	2017h ●	42	45	[L]		
1998	3	21	[L]	2005 h	17	23	ot[L]	2018	20	16	[W]	2018	20	16	[W]		
1999 h	3	17	[L]	2006	0	9	[L]										



KANSAS CITY CHIEFS

STEELERS WON 23, LOST 12 (Home: 11-5, Road: 12-7)

STEELERS			CHIEFS			STEELERS			CHIEFS			STEELERS			CHIEFS		
1970 h	14	31	[L]	1985	36	28	[W]	2003	20	41	[L]	2003	20	41	[L]		
1971	16	38	[L]	1986 h	19	24	[L]	2006 h	45	7	[W]	2006 h	45	7	[W]		
1972 h	16	7	[W]	1987	17	16	[W]	2009	24	27	ot[L]	2009	24	27	ot[L]		
1974	34	24	[W]	1988 h	16	10	[W]	2011	13	9	[W]	2011	13	9	[W]		
1975 h	28	3	[W]	1989 h	23	17	[W]	2012 h	16	13	ot[W]	2012 h	16	13	ot[W]		
1976	45	0	[W]	1992	27	3	[W]	2014 h	20	12	[W]	2014 h	20	12	[W]		
1978 h	27	24	[W]	1993 ●	24	27	ot[L]	2015	13	23	[L]	2015	13	23	[L]		
1979	30	3	[W]	1996	17	7	[W]	2016 h	43	14	[W]	2016 h	43	14	[W]		
1980 h	21	16	[W]	1997	10	13	[L]	2016 ●	18	16	[W]	2016 ●	18	16	[W]		
1981 h	33	37	[L]	1998	20	13	[W]	2017	19	3	[W]	2017	19	3	[W]		
1982 h	35	14	[W]	1999	19	35	[L]	2018	42	37	[L]	2018	42	37	[L]		
1984 h	27	37	[L]	2001	20	17	[W]										



LAS VEGAS RAIDERS

STEELERS WON 13, LOST 16 (Home: 8-5, Road: 5-11)

STEELERS			RAIDERS			STEELERS			RAIDERS			STEELERS			RAIDERS		
1970	14	31	[L]	1977 h	7	16	[L]	2003 h	27	7	[W]	2003 h	27	7	[W]		
1972 h	34	28	[W]	1980 h	34	45	[L]	2004 h	24	21	[W]	2004 h	24	21	[W]		
1972 h ●	13	7	[W]	1981	27	30	[L]	2006	13	20	[L]	2006	13	20	[L]		
1973	17	9	[W]	1983 ●	10	38	[L]	2009 h	24	27	[L]	2009 h	24	27	[L]		
1973 ●	14	33	[L]	1984	13	7	[W]	2010 h	35	3	[W]	2010 h	35	3	[W]		
1974 h	0	17	[L]	1990	3	20	[L]	2012	31	34	[L]	2012	31	34	[L]		
1974 ●	24	13	[W]	1994	21	3	[W]	2013	18	21	[L]	2013	18	21	[L]		
1975 h ●	16	10	[W]	1995	29	10	[W]	2015 h	38	35	[W]	2015 h	38	35	[W]		
1976	28	31	[L]	2000 h	21	20	[W]	2018	21	24	[L]	2018	21	24	[L]		
1976 ●	7	24	[L]	2002 h	17	30	[L]										

Franchise moved from Oakland to Los Angeles after 1981 season, and moved back to Oakland after 1994 season.

Franchise moved from Oakland to Las Vegas after the 2019 season.

Steelers vs. NFL Opponents (All-Time Record: 667-577-21)



LOS ANGELES RAMS

STEELERS WON 10, LOST 17, TIED 2 (Home: 7-6-1, Road: 2-11-1, Neutral: 1-0)

STEELERS			RAMS			STEELERS			RAMS		
1938	7	13	[L]	1956 h	30	13	[W]	1987	21	31	[L]
1939	14	14	[T]	1961	14	24	[L]	1990 h	41	10	[W]
1941	14	17	[L]	1964 h	14	26	[L]	1993	0	27	[L]
1944 h	28	30	[L]	1968	10	45	[L]	1996 h	42	6	[W]
1944 h	6	33	[L]	1971 h	14	23	[L]	2003 h	21	33	[L]
1947 h	7	48	[L]	1975	3	10	[L]	2007	41	24	[W]
1948	14	31	[L]	1978	7	10	[L]	2011 h	27	0	[W]
1949 h	7	7	[T]	1979 ●	31	19	[W]	2015	12	6	[W]
1952	14	28	[L]	1981 h	24	0	[W]	2019 h	17	12	[W]
1955	26	27	[L]	1984 h	24	14	[W]				

Franchise moved from Cleveland to Los Angeles after 1945 season. Franchise moved to St. Louis after 1994 season. Franchise moved to Los Angeles after 2015 season.

● Playoff Game ● AFC Championship Game ● Super Bowl



LOS ANGELES CHARGERS

STEELERS WON 24, LOST 10 (Home: 15-4, Road: 9-6)

STEELERS			CHARGERS			STEELERS			CHARGERS			STEELERS			CHARGERS		
1971 h	21	17	[W]	1987	20	16	[W]	2003 h	40	24	[W]	2006	13	23	[L]		
1972	24	2	[W]	1988	14	20	[L]	2005	24	22	[W]	2008 h	11	10	[W]		
1973 h	38	21	[W]	1989 h	20	17	[W]	2008 h ●	35	24	[W]	2009 h	38	28	[W]		
1975	37	0	[W]	1990 h	36	14	[W]	2012 h	24	34	[L]	2015	24	20	[W]		
1976 h	23	0	[W]	1991 h	26	20	[W]	2018 h	30	33	[L]	2019	24	17	[W]		
1977	10	9	[W]	1992	23	6	[W]										
1979	7	35	[L]	1993 h	16	3	[W]										
1980	17	26	[L]	1994	34	37	[L]										
1982 h ●	28	31	[L]	1994 h ●	13	17	[L]										
1983 h	26	3	[W]	1995 h	31	16	[W]										
1984 h	52	24	[W]	1996 h	16	3	[W]										
1985	44	54	[L]	2000	34	21	[W]										

Franchise moved from Los Angeles to San Diego after 1960 season. Franchise moved from San Diego to Los Angeles after 2016 season.



MIAMI DOLPHINS

STEELERS WON 15, LOST 13 (Home: 9-4, Road: 6-9)

STEELERS			DOLPHINS			STEELERS			DOLPHINS			STEELERS			DOLPHINS		
1971	21	24	[L]	1987	24	35	[L]	2006 h	28	17	[W]	2009	30	24	[W]		
1972 h ●	17	21	[L]	1988 h	40	24	[W]	2007 h	3	0	[W]	2010	23	22	[W]		
1973	26	30	[L]	1989	34	14	[W]	2009	30	24	[W]	2013 h	28	34	[L]		
1976 h	14	3	[W]	1990 h	6	28	[L]	2016	15	30	[L]	2016 h ●	30	12	[W]		
1979 h ●	34	14	[W]	1993	21	20	[W]	2019 h	27	14	[W]						
1980 h	23	10	[W]	1994 h	16	13	ot[W]										
1981	10	30	[L]	1995	10	23	[L]										
1984 h	7	31	[L]	1996	24	17	[W]										
1984 ●	28	45	[L]	1998	0	21	[L]										
1985	20	24	[L]	2004	13	3	[W]										



MINNESOTA VIKINGS

STEELERS WON 9, LOST 9 (Home: 6-4, Road: 2-4, Neutral: 1-1)

STEELERS			VIKINGS			STEELERS			VIKINGS			STEELERS			VIKINGS		
1962 h	39	31	[W]	1980	23	17	[W]	2005	18	3	[W]	2013 ●	27	34	[L]		
1964	10	30	[L]	1983 h	14	17	[L]	2009 h	27	17	[W]	2017h	26	9	[W]		
1967 h	27	41	[L]	1986	7	31	[L]	2017h	24	27	[L]						
1969	14	52	[L]	1989 h	27	14	[W]										
1972 h	23	10	[W]	1992 h	3	6	[L]										
1974 ●	16	6	[W]	1995 h	24	44	[L]										
1976	6	17	[L]	2001 h	21	16	[W]										

Steelers vs. NFL Opponents (All-Time Record: 667-577-21)



NEW ENGLAND PATRIOTS

STEELERS WON 16, LOST 17 (Home: 12-10, Road: 4-7)

STEELERS		PATRIOTS		STEELERS		PATRIOTS		STEELERS		PATRIOTS	
1972 h	33	3	[W]	1993 h	17	14	[W]	2007	13	34	[L]
1974	21	17	[W]	1995 h	41	27	[W]	2008	33	10	[W]
1976 h	27	30	[L]	1996	3	28	[L]	2010 h	26	39	[L]
1979	16	13	ot[W]	1997	24	21	ot[W]	2011 h	25	17	[W]
1981 h	27	21	ot[W]	1997 h	7	6	[W]	2013	31	55	[L]
1982 h	37	14	[W]	1998 h	9	23	[L]	2015	21	28	[L]
1983 h	23	28	[L]	2001 h	17	24	[L]	2016	16	27	[L]
1986 h	0	34	[L]	2002	14	30	[L]	2016	17	36	[L]
1989 h	28	10	[W]	2004 h	34	20	[W]	2017 h	24	27	[L]
1991 h	20	6	[W]	2004 h	27	41	[L]	2018 h	17	19	[W]
1990 h	24	3	[W]	2005 h	20	23	[L]	2019	3	33	[W]

• Playoff Game • AFC Championship Game • Game at Wembley Stadium (London)



NEW ORLEANS SAINTS

STEELERS WON 7, LOST 9 (Home: 3-3, Road: 4-6)

STEELERS		SAINTS		STEELERS		SAINTS		STEELERS		SAINTS	
1967	14	10	[W]	1981	20	6	[W]	2006 h	38	31	[W]
1968 h	12	16	[L]	1984	24	27	[L]	2010	10	20	[L]
1968 h	14	24	[L]	1987 h	16	20	[L]	2014 h	32	35	[L]
1969	24	27	[L]	1990	9	6	[W]	2018	28	31	[L]
1974	28	7	[W]	1993 h	37	14	[W]				
1978 h	20	14	[W]	2002	29	32	[L]				



NEW YORK GIANTS

STEELERS WON 31, LOST 46, TIED 3 (Home: 15-22-3, Road: 16-24)

STEELERS		GIANTS		STEELERS		GIANTS		STEELERS		GIANTS	
1933 h	2	23	[L]	1947 h	24	7	[W]	1961	21	42	[L]
1933	3	27	[L]	1948	27	34	[L]	1962 h	27	31	[L]
1934 h	12	14	[L]	1948 h	38	28	[W]	1962	20	17	[W]
1934	7	17	[L]	1949 h	28	7	[W]	1963 h	31	0	[W]
1935 h	7	42	[L]	1949	21	17	[W]	1963	17	33	[L]
1935	0	13	[L]	1950 h	7	18	[L]	1964 h	27	24	[W]
1936 h	10	7	[W]	1950	17	6	[W]	1964	44	17	[W]
1937 h	7	10	[L]	1951 h	13	13	[T]	1965 h	13	23	[L]
1937	0	17	[L]	1951	0	14	[L]	1965	10	35	[L]
1938 h	14	27	[L]	1952 h	63	7	[W]	1966 h	34	34	[T]
1938	13	10	[W]	1953 h	24	14	[W]	1966	47	28	[W]
1939 h	7	14	[L]	1953	14	10	[W]	1967 h	24	27	[L]
1939	7	23	[L]	1954 h	6	30	[L]	1967	20	28	[L]
1940 h	10	10	[T]	1954	3	24	[L]	1968 h	20	34	[L]
1940	0	12	[L]	1955 h	30	23	[W]	1969	7	10	[L]
1941 h	10	37	[L]	1955	19	17	[W]	1969 h	17	21	[L]
1941	7	28	[L]	1956	10	38	[L]	1971 h	17	13	[W]
1942 h	13	10	[W]	1956 h	14	17	[L]	1976	27	0	[W]
1942	17	9	[W]	1957	0	35	[L]	1985	10	28	[L]
1943 h	28	14	[W]	1957 h	21	10	[W]	1991 h	20	23	[L]
1943	14	42	[L]	1958	6	17	[L]	1994	10	6	[W]
1944	0	23	[L]	1958 h	31	10	[W]	2000	10	30	[L]
1945 h	6	34	[L]	1959 h	16	21	[L]	2004	33	30	[W]
1945	21	7	[W]	1959	14	9	[W]	2008 h	14	21	[L]
1946 h	14	17	[L]	1960 h	17	19	[L]	2012	24	20	[W]
1946	0	7	[L]	1960	24	27	[L]	2016 h	24	14	[W]
1947	38	21	[W]	1961 h	14	17	[L]				

Steelers vs. NFL Opponents (All-Time Record: 667-577-21)



NEW YORK JETS

STEELERS WON 20, LOST 6 (Home: 10-1, Road: 10-5)

STEELERS			JETS			STEELERS			JETS			STEELERS			JETS				
1970 h	21	17	[W]	1988	20	24	[L]	2007	16	19	ot [L]	2010 h	17	22	[L]	2010 h	24	19	[W]
1973 h	26	14	[W]	1989	13	0	[W]	2010 h	17	22	[L]	2012 h	27	10	[W]	2013	19	6	[W]
1975	20	7	[W]	1990	24	7	[W]	2010 h	24	19	[W]	2014	13	20	[L]	2016 h	31	13	[W]
1977	23	20	[W]	1992 h	27	10	[W]	2012 h	27	10	[W]	2019	10	16	[L]				
1978	28	17	[W]	2000	20	3	[W]	2013	19	6	[W]								
1981 h	38	10	[W]	2001 h	18	7	[W]	2014	13	20	[L]								
1983	34	7	[W]	2003	0	6	[L]	2016 h	31	13	[W]								
1984	23	17	[W]	2004 h	17	6	[W]	2019	10	16	[L]								
1986	45	24	[W]	2004 h	20	17	ot[W]												

● Playoff Game ● AFC Championship Game



PHILADELPHIA EAGLES

STEELERS WON 27, LOST 48, TIED 3 (Home: 18-19-1, Road: 8-27-2, Neutral: 1-2)

STEELERS			EAGLES			STEELERS			EAGLES			STEELERS			EAGLES				
1933	6	25	[L]	1948 h	7	34	[L]	1961 h	24	35	[L]	1962 h	13	7	[W]	1962	26	17	[W]
1934 h	0	17	[L]	1948	0	17	[L]	1962 h	13	7	[W]	1963	21	21	[T]	1963 h	20	20	[T]
1934	9	7	[W]	1949 h	7	38	[L]	1962 h	13	7	[W]	1964	7	21	[L]	1964 h	10	34	[L]
1935	17	7	[W]	1949	17	34	[L]	1965	20	14	[W]	1965 h	13	47	[L]	1966 h	14	31	[L]
1935 h	6	17	[L]	1950 h	10	17	[L]	1965	20	14	[W]	1966 h	14	31	[L]	1966	23	27	[L]
1936 h	17	0	[W]	1950	9	7	[W]	1965 h	13	47	[L]	1967	24	34	[L]	1967	24	34	[L]
1936 I	6	0	[W]	1951 h	13	34	[L]	1966 h	14	31	[L]	1968 h	6	3	[W]	1968 h	6	3	[W]
1937 h	27	14	[W]	1951	17	13	[W]	1966 h	14	31	[L]	1969	27	41	[L]	1969	27	41	[L]
1937 h	16	7	[W]	1952 h	25	31	[L]	1966 h	14	31	[L]	1970	20	30	[L]	1970	20	30	[L]
1938 2	7	27	[L]	1952	21	26	[L]	1967	24	34	[L]	1974 h	27	0	[W]	1974 h	27	0	[W]
1938 3	7	14	[L]	1953	7	23	[L]	1967	24	34	[L]	1979	14	17	[L]	1979	14	17	[L]
1939	14	17	[L]	1953 h	7	35	[L]	1968 h	6	3	[W]	1988 h	26	27	[L]	1988 h	26	27	[L]
1939 h	24	12	[W]	1954	22	24	[L]	1968 h	6	3	[W]	1991	14	23	[L]	1991	14	23	[L]
1940 h	7	3	[W]	1955 h	13	7	[W]	1969	27	41	[L]	1994 h	14	3	[W]	1994 h	14	3	[W]
1940	0	7	[L]	1955	0	24	[L]	1970	20	30	[L]	1997	20	23	[L]	1997	20	23	[L]
1941 h	7	10	[L]	1956 h	21	35	[L]	1974 h	27	0	[W]	2000 h	23	26	ot[L]	2000 h	23	26	ot[L]
1941	7	7	[T]	1956	7	14	[L]	1974 h	27	0	[W]	2004 h	27	3	[W]	2004 h	27	3	[W]
1942 h	14	24	[L]	1957 h	6	0	[W]	1979	14	17	[L]	2008	6	15	[L]	2008	6	15	[L]
1942	14	0	[W]	1957	6	7	[L]	1988 h	26	27	[L]	2012 h	16	14	[W]	2012 h	16	14	[W]
1945 h	3	45	[L]	1958 h	24	3	[W]	1988 h	26	27	[L]	2016	3	34	[L]	2016	3	34	[L]
1945	6	30	[L]	1958	31	24	[W]	1991	14	23	[L]								
1946 h	10	7	[W]	1959	24	28	[L]	1994 h	14	3	[W]								
1946	7	10	[L]	1959 h	31	0	[W]	1997	20	23	[L]								
1947 h	35	24	[W]	1960	7	34	[L]	2000 h	23	26	ot[L]								
1947	0	21	[L]	1960 h	27	21	[W]	2004 h	27	3	[W]								
1947 h	0	21	[L]	1961	16	21	[L]	2008	6	15	[L]								

1-Johnstown, Pa., 2-Buffalo, N.Y., 3-Charleston, W.V.



SAN FRANCISCO 49ERS

STEELERS WON 10, LOST 12 (Home: 5-5, Road: 5-7)

STEELERS			49ERS			STEELERS			49ERS			STEELERS			49ERS		
1951 h	24	28	[L]	1977 h	27	0	[W]	1999	27	6	[W]	2003	14	30	[L]		
1952	24	7	[W]	1978	24	7	[W]	2003	14	30	[L]	2007 h	37	16	[W]		
1954	3	31	[L]	1981 h	14	17	[L]	2007 h	37	16	[W]	2011	3	20	[L]		
1958	20	23	[L]	1984	20	17	[W]	2011	3	20	[L]	2015 h	43	18	[W]		
1961 h	20	10	[W]	1987 h	30	17	[W]	2015 h	43	18	[W]	2019	24	24	[L]		
1965	17	27	[L]	1990	7	27	[L]	2019	24	24	[L]						
1968 h	28	45	[L]	1993 h	13	24	[L]										
1973	37	14	[W]	1996 h	15	25	[L]										

● Playoff Game

Steelers vs. NFL Opponents (All-Time Record: 667-577-21)



SEATTLE SEAHAWKS

STEELERS WON 9, LOST 10 (Home: 7-3, Road: 1-7, Neutral: 1-0)

STEELERS	SEAHAWKS	STEELERS	SEAHAWKS	STEELERS	SEAHAWKS						
1977 h	30	20	[W]	1991 h	7	27	[L]	2005 ●	21	10	[W]
1978 h	21	10	[W]	1992 h	20	14	[W]	2007 h	21	0	[W]
1981	21	24	[L]	1993	6	16	[L]	2011 h	24	0	[W]
1982	0	16	[L]	1994	13	30	[L]	2015	30	39	[L]
1983	27	21	[W]	1998 h	13	10	[W]	2019 h	26	28	[L]
1986	0	30	[L]	1999 h	10	29	[L]				
1987 h	13	9	[W]	2003	16	23	[L]				



TAMPA BAY BUCCANEERS

STEELERS WON 9, LOST 2 (Home: 3-1, Road: 6-1)

STEELERS	BUCCANEERS	STEELERS	BUCCANEERS	STEELERS	BUCCANEERS						
1976 h	42	0	[W]	1998	3	16	[L]	2010	38	13	[W]
1980	24	21	[W]	2001	17	10	[W]	2014 h	24	27	[L]
1983 h	17	12	[W]	2002	17	7	[W]	2018	30	27	[W]
1989	31	22	[W]	2006 h	20	3	[W]				



TENNESSEE TITANS

STEELERS WON 46, LOST 31 (Home: 27-11, Road: 19-20)

STEELERS	TITANS	STEELERS	TITANS	STEELERS	TITANS						
1970 h	7	19	[L]	1982	24	10	[W]	1995	34	17	[W]
1970	7	3	[W]	1983	40	28	[W]	1995 h	21	7	[W]
1971 h	23	16	[W]	1983 h	17	10	[W]	1996 h	30	16	[W]
1971	3	29	[L]	1984 h	35	7	[W]	1996	13	23	[L]
1972 h	24	7	[W]	1984	20	23	ot[W]	1997 h	37	24	[W]
1972	9	3	[W]	1985 h	20	0	[W]	1997	6	16	[L]
1973	36	7	[W]	1985	30	7	[W]	1998 h	31	41	[L]
1973 h	33	7	[W]	1986	22	16	ot[W]	1998	14	23	[L]
1974	13	7	[W]	1986 h	21	10	[W]	1999	10	16	[L]
1974 h	10	13	[L]	1987 h	3	23	[L]	1999 h	36	47	[L]
1975 h	24	17	[W]	1987	16	24	[L]	2000 h	20	23	[L]
1975	32	9	[W]	1988 h	14	34	[L]	2000	7	9	[L]
1976 h	32	16	[W]	1988	37	34	[W]	2001 h	34	7	[W]
1976	21	0	[W]	1989	0	27	[L]	2001	34	24	[W]
1977	10	27	[L]	1989 h	16	23	[L]	2002	23	31	[L]
1977 h	27	10	[W]	1989 ●	26	23	ot[W]	2002 ●	31	34	ot[L]
1978 h	17	24	[L]	1990 h	20	9	[W]	2003 h	13	30	[L]
1978	13	3	[W]	1990	14	34	[L]	2005 h	34	7	[W]
1978 h ●	34	5	[W]	1991 h	26	14	[W]	2008	14	31	[L]
1979 h	38	7	[W]	1991	6	31	[L]	2009 h	13	10	ot[W]
1979	17	20	[L]	1992	29	24	[W]	2010	19	11	[W]
1979 h ●	27	13	[W]	1992 h	21	20	[W]	2011 h	38	17	[W]
1980 h	31	17	[W]	1993	3	23	[L]	2012	23	26	[L]
1980	0	6	[L]	1993 h	17	26	[L]	2014	27	24	[W]
1981 h	26	13	[W]	1994 h	30	14	[W]	2017 h	40	17	[W]
1981	20	21	[L]	1994	12	9	ot[W]				

Franchise moved from Houston to Tennessee after 1996 season. Franchise changed from Oilers to Titans after 1998 season.

● Playoff Game ● AFC Championship Game ● Super Bowl

Steelers vs. NFL Opponents (All-Time Record: 667-577-21)



WASHINGTON FOOTBALL TEAM

STEELERS WON 34, LOST 43, TIED 4 (Home: 20-22-1, Road: 14-21-3)

STEELERS		WASHINGTON		STEELERS		WASHINGTON		STEELERS		WASHINGTON	
1933 h	6	21	[L]	1947	26	27	[L]	1960 h	22	10	[W]
1933	16	14	[W]	1947 h	21	14	[W]	1961 h	20	0	[W]
1934 h	0	7	[L]	1948	14	17	[L]	1961	30	14	[W]
1934	0	39	[L]	1948 h	10	7	[W]	1962 h	23	21	[W]
1935 h	6	0	[W]	1949 h	14	27	[L]	1962	27	24	[W]
1935	3	13	[L]	1949	14	27	[L]	1963 h	38	27	[W]
1936 h	10	0	[W]	1950	26	7	[W]	1963	34	28	[W]
1936	0	30	[L]	1950 h	7	24	[L]	1964 h	0	30	[L]
1937	20	34	[L]	1951 h	7	22	[L]	1964	14	7	[W]
1937 h	21	13	[W]	1951	20	10	[W]	1965 h	3	31	[L]
1938 h	0	7	[L]	1952 h	24	28	[L]	1965	14	35	[L]
1938	0	15	[L]	1952	24	23	[W]	1966 h	27	33	[L]
1939	14	44	[L]	1953 h	9	17	[L]	1966	10	24	[L]
1939 h	14	21	[L]	1953	14	13	[W]	1967 h	10	15	[L]
1940 h	10	40	[L]	1954 h	37	7	[W]	1968	13	16	[L]
1940	10	37	[L]	1954	14	17	[L]	1969 h	7	14	[L]
1941 h	20	24	[L]	1955 h	14	23	[L]	1973 h	21	16	[W]
1941	3	23	[L]	1955	17	28	[L]	1979 h	38	7	[W]
1942	14	28	[L]	1956 h	30	13	[W]	1985 h	23	30	[L]
1942 h	0	14	[L]	1956	23	0	[W]	1988	29	30	[L]
1943 h	14	14	[T]	1957 h	28	7	[W]	1991 h	14	41	[L]
1943	27	14	[W]	1957	3	10	[L]	1997 h	14	13	[W]
1944	20	42	[L]	1958 h	24	16	[W]	2000 h	24	3	[W]
1945 h	0	14	[L]	1958	14	14	[T]	2004 h	16	7	[W]
1945	0	24	[L]	1959 h	17	23	[L]	2008	23	6	[W]
1946	14	14	[T]	1959	27	6	[W]	2012 h	27	12	[W]
1946 h	14	7	[W]	1960	27	27	[T]	2016	38	16	[W]

Franchise moved from Boston to Washington after 1936 season.

○ Final Game at Three Rivers Stadium

Steelers vs. NFL Opponents (All-Time Record: 667-577-21)



STEELERS VS. AFC Year-by-year results from 1970

	HOME	AWAY	OVERALL		HOME	AWAY	OVERALL		HOME	AWAY	OVERALL
1970	4-2	1-4	5-6	1987	3-2	3-3	6-5	2004	7-1	5-1	12-2
1971	4-1	1-5	5-6	1988	3-3	1-5	4-8	2005	3-3	7-2	10-5
1972	7-1	3-2	10-3	1989	3-3	4-4	7-7	2006	3-3	2-4	5-7
1973	5-1	2-4	7-5	1990	4-2	2-4	6-6	2007	5-2	2-4	7-6
1974	4-2	5-1-1	9-3-1	1991	5-1	2-4	7-5	2008	7-1	5-1	12-2
1975	7-1	5-0	12-1	1992	6-1	4-2	10-3	2009	4-2	2-4	6-6
1976	6-1	4-3	10-4	1993	5-1	2-5	7-6	2010	5-3	6-0	11-3
1977	4-1	3-5	7-6	1994	7-1	4-2	11-3	2011	5-1	4-3	9-4
1978	7-1	6-0	13-1	1995	7-1	4-2	11-3	2012	3-3	2-4	5-7
1979	8-0	3-3	11-3	1996	7-0	2-5	9-5	2013	4-2	2-4	6-6
1980	4-2	1-5	5-7	1997	7-1	3-3	10-4	2014	6-1	3-3	9-4
1981	4-2	1-5	5-7	1998	3-3	2-4	5-7	2015	4-2	4-4	8-6
1982	4-1	1-3	5-4	1999	0-6	3-4	3-10	2016	6-1	5-3	11-4
1983	3-3	5-2	8-5	2000	3-3	5-2	8-5	2017	4-3	6-10	10-3
1984	4-2	3-5	7-7	2001	6-2	5-2	11-4	2018	3-3	3-2-1	6-5-1
1985	4-2	2-4	6-6	2002	5-2	4-3	9-5	2019	4-2	2-4	6-6
1986	2-4	2-4	4-8	2003	3-3	2-4	5-7	TOTAL:	231-95	160-156-2	391-251-2



STEELERS VS. NFC Year-by-year results from 1970

	HOME	AWAY	OVERALL		HOME	AWAY	OVERALL		HOME	AWAY	OVERALL
1970	0-1	0-2	0-3	1987	1-1	1-1	2-2	2004	2-0	2-0	4-0
1971	1-1	0-1	1-2	1988	1-1	0-2	1-3	2005	2-0	2-0	5-0
1972	1-0	1-1	2-1	1989	1-1	2-0	3-1	2006	2-0	1-1	3-1
1973	2-0	1-0	3-0	1990	2-0	1-1	3-1	2007	2-0	1-1	3-1
1974	2-0	1-0	4-0	1991	0-2	0-2	0-4	2008	1-1	1-1	3-2
1975	1-0	1-1	3-1	1992	1-1	0-2	1-3	2009	2-0	1-1	3-1
1976	0-0	1-1	1-1	1993	1-1	1-1	2-2	2010	2-0	1-1	3-2
1977	2-0	0-0	2-0	1994	1-1	1-1	2-2	2011	2-0	1-1	3-1
1978	2-0	1-1	4-1	1995	1-1	1-1	2-3	2012	2-0	1-1	3-1
1979	2-0	1-1	4-1	1996	1-1	1-1	2-2	2013	1-1	1-1	2-2
1980	2-0	2-0	4-0	1997	1-1	1-1	2-2	2014	0-2	2-0	2-2
1981	1-1	2-0	3-1	1998	2-0	0-2	2-2	2015	2-0	1-1	3-1
1982	0-0	1-0	1-0	1999	2-0	1-0	3-0	2016	1-1	1-1	2-2
1983	1-1	1-1	2-2	2000	1-1	0-1	1-2	2017	2-0	1-1	3-1
1984	2-0	1-1	3-1	2001	2-0	1-0	3-0	2018	2-0	1-1	3-1
1985	1-1	0-2	1-3	2002	1-0-1	1-1	2-1-1	2019	1-1	1-1	2-2
1986	2-0	0-2	2-2	2003	1-1	0-2	1-3	TOTAL:	68-24-1	45-46	119-72-1

● Includes Super Bowl Win ○ Includes Super Bowl Loss ● Includes Playoffs ● Includes game at Wembley Stadium (London)

Steelers in the Pro Bowl (Selections By Game)

1951 3 Selections

HB Joe Geri (1)
LB Jerry Shipkey (1)
C Bill Walsh (1)

1952 4 Selections

HB Joe Geri (2)
G George Hughes (1)
LB Jerry Shipkey (2)
C Bill Walsh (2)

1953 7 Selections

HB Lynn Chandnois (1)
QB Jim Finks (1)
HB Ray Mathews (1)
DE Bill McPeak (1)
E Elbie Nickel (1)
LB Jerry Shipkey (3)
DT Ernie Stautner (1)

1954 8 Selections

HB Lynn Chandnois (2)
MG Dale Dodril (1)
G George Hughes (2)
LB Marv Matuszak (1)
DE Bill McPeak (2)
HB Ray Mathews (2)
E Elbie Nickel (2)
DT Ernie Stautner (2)

1955 3 Selections

DB Paul Cameron (1)
MG Dale Dodril (2)
HB John Lattner (1)

1956 5 Selections

DB Jack Butler (1)
MG Dale Dodril (3)
HB Ray Mathews (3)
DT Ernie Stautner (3)
T Frank Varrichione (1)

1957 6 Selections

DB Jack Butler (2)
DE Bill McPeak (3)
E Elbie Nickel (3)
FB Fran Rogel (1)
DT Ernie Stautner (4)
T Frank Varrichione (2)

1958 6 Selections

DB Jack Butler (3)
MG Dale Dodril (4)
E Jack McClairn (1)
QB Earl Morrall (1)
DT Ernie Stautner (5)
T Frank Varrichione (3)

1959 5 Selections

DB Jack Butler (4)
QB Bobby Layne (1)
DT Ernie Stautner (6)
HB Tom Tracy (1)
T Frank Varrichione (4)

1960 6 Selections

DB Dean Derby (1)
QB Bobby Layne (2)
G John Nisby (1)
E Jimmy Orr (1)
LB John Reger (1)
DT Ernie Stautner (7)

1961 5 Selections

LB John Reger (2)
G Mike Sandusky (1)
DT Ernie Stautner (8)
HB Tom Tracy (2)
T Frank Varrichione (5)

1962 5 Selections

E Buddy Dial (1)
G John Nisby (2)
LB Myron Pottios (1)
LB John Reger (3)
DT Ernie Stautner (9)

1963 5 Selections

TE Preston Carpenter (1)
FB John Henry Johnson (1)
DT Gene Lipscomb (1)
DE Lou Michaels (1)
C Buzz Nutter (1)

1964 6 Selections

T Charley Bradshaw (1)
FB John Henry Johnson (2)
DT Joe Krupa (1)
DT Lou Michaels (2)
LB Myron Pottios (2)
DB Clendon Thomas (1)

1965 4 Selections

E Gary Ballman (1)
T Charley Bradshaw (2)
FB John Henry Johnson (3)
LB Myron Pottios (3)

1966 1 Selection

E Gary Ballman (2)

1967 3 Selections

K Mike Clark (1)
DB Brady Keys (1)
DE Ben McGee (1)

1968 1 Selection

DB Marv Woodson (1)

1969 4 Selections

HB Dick Hoak (1)
E Roy Jefferson (1)
DE Ben McGee (2)
LB Andy Russell (1)

1970 3 Selections

DT Joe Greene (1)
E Roy Jefferson (2)
P Bob Walden (1)

1971 2 Selections

DT Joe Greene (2)
LB Andy Russell (2)

1972 2 Selections

DT Joe Greene (3)
LB Andy Russell (3)

1973 6 Selections

LB Henry Davis (1)
PK Roy Gerela (1)
DT Joe Greene (4)
RB Franco Harris (1)
LB Andy Russell (4)
DE Dwight White (1)

1974 8 Selections

DT Joe Greene (5)
DE L.C. Greenwood (1)
LB Jack Ham (1)
RB Franco Harris (2)
LB Andy Russell (5)
WR Ron Shanklin (1)
G Bruce Van Dyke (1)
DE Dwight White (2)

1975 6 Selections

PK Roy Gerela (2)
DT Joe Greene (6)
DE L.C. Greenwood (2)
LB Jack Ham (2)
RB Franco Harris (3)
LB Andy Russell (6)

1976 11 Selections

CB Mel Blount (1)
QB Terry Bradshaw (1)
S Glen Edwards (1)
DT Joe Greene (7)
DE L.C. Greenwood (3)
LB Jack Ham (3)
RB Franco Harris (4)
LB Jack Lambert (1)
LB Andy Russell (7)
WR Lynn Swann (1)
S Mike Wagner (1)

1977 9 Selections

CB Mel Blount (2)
S Glen Edwards (2)
DT Joe Greene (8)
DE L.C. Greenwood (4)
LB Jack Ham (4)
RB Franco Harris (5)
LB Jack Lambert (2)
CB J.T. Thomas (1)
S Mike Wagner (2)

() denotes number of Pro Bowl selections

* Did not play

Steelers in the Pro Bowl (Selections By Game)

1978 4 Selections

LB Jack Ham (5)
 RB Franco Harris (6)
 LB Jack Lambert (3)
 WR Lynn Swann (2)

1979 10 Selections

CB Mel Blount (3)
 QB Terry Bradshaw (2)
 DT Joe Greene (9)
 DE L.C. Greenwood (5)
 LB Jack Ham (6)
 RB Franco Harris (7)
 LB Jack Lambert (4)
 S Donnie Shell (1)
 WR Lynn Swann (3)
 C Mike Webster (1)

1980 10 Selections

CB Mel Blount (4)
 QB Terry Bradshaw (3)*
 DT Joe Greene (10)
 DE L.C. Greenwood (6)
 LB Jack Ham (7)
 RB Franco Harris (8)
 LB Jack Lambert (5)
 S Donnie Shell (2)
 WR John Stallworth (1)
 C Mike Webster (2)

1981 5 Selections

LB Jack Ham (8)
 RB Franco Harris (9)
 LB Jack Lambert (6)
 S Donnie Shell (3)
 C Mike Webster (3)

1982 4 Selections

CB Mel Blount (5)
 LB Jack Lambert (7)
 S Donnie Shell (4)
 C Mike Webster (4)

1983 5 Selections

OT Larry Brown (1)
 LB Jack Lambert (8)
 S Donnie Shell (5)
 WR John Stallworth (2)
 C Mike Webster (5)

1984 3 Selections

PK Gary Anderson (1)
 LB Jack Lambert (9)
 C Mike Webster (6)

1985 5 Selections

LB Robin Cole (1)
 WR Louis Lipps (1)
 LB Mike Merriweather (1)
 WR John Stallworth (3)
 C Mike Webster (7)

1986 4 Selections

PK Gary Anderson (2)
 WR Louis Lipps (2)
 LB Mike Merriweather (2)
 C Mike Webster (8)

1987 2 Selections

LB Mike Merriweather (3)
 RB Earnest Jackson (2)

1988 1 Selection

C Mike Webster (9)

1989 1 Selection

OT Tunch Ilkin (1)

1990 2 Selections

OT Tunch Ilkin (2)
 KR Rod Woodson (1)

1991 2 Selections

LB David Little (1)
 CB Rod Woodson (2)

1992 2 Selections

LB Greg Lloyd (1)
 CB Rod Woodson (3)

1993 6 Selections

C Dermontti Dawson (1)
 RB Barry Foster (1)
 G Carlton Haselrig (1)
 LB Greg Lloyd (2)
 QB Neil O'Donnell (1)
 CB Rod Woodson (4)

1994 6 Selections

PK Gary Anderson (3)
 C Dermontti Dawson (2)
 RB Barry Foster (2)*
 TE Eric Green (1)
 LB Greg Lloyd (3)
 CB Rod Woodson (5)

1995 6 Selections

C Dermontti Dawson (3)
 TE Eric Green (2)
 LB Kevin Greene (2)
 S Carnell Lake (1)
 LB Greg Lloyd (4)
 G Duval Love (1)
 CB Rod Woodson (6)

1996 5 Selections

C Dermontti Dawson (4)
 LB Kevin Greene (3)
 S Carnell Lake (2)
 LB Greg Lloyd (5)
 WR Yancey Thigpen (1)

1997 6 Selections

RB Jerome Bettis (3)
 LB Chad Brown (1)
 C Dermontti Dawson (5)
 LB Levon Kirkland (1)
 S Carnell Lake (3)
 CB Rod Woodson (7)

1998 6 Selections

RB Jerome Bettis (4)
 C Dermontti Dawson (6)
 LB Levon Kirkland (2)
 S Carnell Lake (4)
 DT Joel Steed (1)
 WR Yancey Thigpen (2)

1999 1 Selection


C Dermontti Dawson (7)

2000 0 Selections

None

2001 1 Selection

LB Jason Gildon (1)



() denotes number of Pro Bowl selections
 *Did not play

Steelers in the Pro Bowl (Selections By Game)

2002 6 Selections

LB	Kendrell Bell (1)
RB	Jerome Bettis (5)*
G	Alan Faneca (1)
LB	Jason Gildon (2)
QB	Kordell Stewart (1)
WR	Hines Ward (1)

2003 4 Selections

G	Alan Faneca (2)
LB	Jason Gildon (3)
LB	Joey Porter (1)
WR	Hines Ward (2)

2004 3 Selections

G	Alan Faneca (3)
DT	Casey Hampton (1)
WR	Hines Ward (3)

2005 9 Selections

RB	Jerome Bettis (6)
G	Alan Faneca (4)
LB	James Farrior (1)
C	Jeff Hartings (1)
S	Troy Polamalu (1)
LB	Joey Porter (2)
DE	Aaron Smith (1)
OT	Marvel Smith (1)
WR	Hines Ward (4)

2006 5 Selections

G	Alan Faneca (5)
DT	Casey Hampton (2)
C	Jeff Hartings (2)
S	Troy Polamalu (2)
LB	Joey Porter (3)

2007 4 Selections

G	Alan Faneca (6)
DT	Casey Hampton (3)
RB	Willie Parker (1)
S	Troy Polamalu (3)

2008 6 Selections

G	Alan Faneca (7)
DT	Casey Hampton (4)
LB	James Harrison (1)
RB	Willie Parker (2)*
S	Troy Polamalu (4)*
QB	Ben Roethlisberger (1)

2009 3 Selections

LB	James Farrior (2)
LB	James Harrison (2)
S	Troy Polamalu (5)

2010 4 Selections

DT	Casey Hampton (5)
LB	James Harrison (3)
TE	Heath Miller (1)
LB	LaMarr Woodley (1)



2011 4 Selections

DE	Brett Keisel (1)
S	Troy Polamalu (6)
C	Maurkice Pouncey (1)
LB	James Harrison (4)

2012 7 Selections

WR	Antonio Brown (1)
S	Ryan Clark (1)
LB	James Harrison (5)
S	Troy Polamalu (7)*
C	Maurkice Pouncey (2)*
QB	Ben Roethlisberger (2)
WR	Mike Wallace (1)

2013 2 Selections

TE	Heath Miller (2)*
C	Maurkice Pouncey (3)

2014 2 Selections

WR	Antonio Brown (2)
S	Troy Polamalu (8)

2015 5 Selections

RB	Le'Veon Bell (1)*
C	Maurkice Pouncey (4)
QB	Ben Roethlisberger (3)*
LB	Lawrence Timmons (1)
WR	Antonio Brown (3)

2016 3 Selections

WR	Antonio Brown (4)*
G	David DeCastro (1)
QB	Ben Roethlisberger (4)*

2017 5 Selections

WR	Antonio Brown (5)*
G	David DeCastro (2)
RB	Le'Veon Bell (2)*
C	Maurkice Pouncey (5)*
QB	Ben Roethlisberger (5)*

2018 8 Selections

RB	Le'Veon Bell (3)
K	Chris Boswell (1)
WR	Antonio Brown (6)
G	David DeCastro (3)
C	Maurkice Pouncey (6)
QB	Ben Roethlisberger (6)
LB	Ryan Shazier (1)*
T	Alejandro Villanueva (1)

2019 6 Selections

WR	Antonio Brown (7)*
RB	James Conner (1)
G	David DeCastro (4)*
DT	Cameron Heyward (1)
C	Maurkice Pouncey (7)
T	Alejandro Villanueva (2)

2020 5 Selections

G	David DeCastro (5)*
S	Minkah Fitzpatrick (1)
DT	Cameron Heyward (2)
C	Maurkice Pouncey (8)
LB	T.J. Watt (1)

(I) denotes number of Pro Bowl selections

*Did not play

Steelers in the Pro Bowl (Alphabetical)

A	
Anderson, Gary (3)	1984, 1986, 1994
B	
Bailman, Gary (2)	1965, 1966
Bell, Kendrick (1)	2002
Bell, Le'Veon (3)	2015, 2017*, 2018
Bettis, Jerome (4)	1997, 1998, 2002*, 2005
Blount, Mel (5)	1976, 1977, 1979, 1980, 1982
Boswell, Chris (1)	2018
Bradshaw, Charlie (2)	1964, 1965
Bradshaw, Terry (3)	1976*, 1979, 1980
Brown, Antonio (7)	2012, 2014, 2015, 2016*, 2017*, 2018, 2019*
Brown, Chad (1)	1997
Brown, Larry (1)	1983
Butler, Jack (4)	1956, 1957, 1958, 1959

C	
Cameron, Paul (1)	1955*
Carpenter, Preston (1)	1963
Chandois, Lynn (2)	1953, 1954
Cherundolo, Chuck (2)	Jan. 1942, Dec. 1942
Clark, Mike (1)	1967
Clark, Ryan (1)	2012
Cole, Robin (1)	1985
Condit, Merlyn (1)	Dec. 1940
Conner, James (1)	2019
Coomer, Joe (1)	Jan. 1942

D	
Dawson, Dermontti (7)	1993, 1994, 1995, 1996, 1997, 1998, 1999
DeCastro, David (5)	2016, 2017, 2018, 2019*, 2020
Derby, Dean (1)	1960
Dial, Buddy (2)	1962, 1964*
Dodril, Dale (4)	1954, 1955, 1956, 1958
Dudley, Bill (1)	Dec. 1942

E	
Edwards, Glen (2)	1976, 1977

F	
Faneca, Alan (7)	2002, 2003, 2004, 2005, 2006, 2007, 2008
Farrior, James (2)	2005, 2009
Finks, Jim (1)	1953
Fitzpatrick, Minkah (1)	2020
Foster, Barry (2)	1993, 1994*

G	
Gentry, Byron (2)	1939, Jan. 1940
Gerela, Roy (2)	1973, 1975
Geri, Joe (2)	1951, 1952
Gildon, Jason (3)	2001, 2002, 2003
Green, Eric (2)	1994, 1995
Greene, Joe (10)	1970, 1971, 1972, 1973, 1974, 1975, 1976, 1977, 1979, 1980
Greene, Kevin (2)	1995, 1996
Greenwood, L.C. (6)	1974, 1975, 1976, 1977, 1979, 1980

(/) denotes number of Pro Bowl selections
*Did not play

H	
Ham, Jack (8)	1974*, 1975, 1976, 1977, 1978, 1979, 1980*, 1981
Hampton, Casey (5)	2004, 2006, 2007, 2008, 2010
Harris, Franco (9)	1973, 1974, 1975, 1976, 1977*, 1978, 1979, 1980, 1981
Harrison, James (5)	2008, 2009, 2010, 2011*, 2012
Hartings, Jeff (2)	2004, 2005
Haselrig, Carlton (1)	1993
Heyward, Cameron (3)	2018, 2019, 2020
Hoak, Dick (1)	1968
Hughes, George (2)	1952, 1954

I	
Illkin, Tunch (2)	1989, 1990

J	
Jackson, Earnest (1)	1987
Jefferson, Roy (2)	1969, 1970
Johnson, John Henry (3)	1963, 1964, 1965
Jones, Art (1)	Jan. 1942

K	
Keisel, Brett (1)	2011*
Keys, Brady (1)	1967
Kirkland, Levon (2)	1997, 1998
Krupa, Joe (1)	1964

L	
Lake, Carnell (4)	1995, 1996, 1997, 1998
Lambert, Jack (9)	1976, 1977, 1978, 1979, 1980, 1981, 1982, 1983, 1984

Lattner, Johnny (1)	1955
Layne, Bobby (2)	1959*, 1960
Lipps, Louis (2)	1985, 1986
Lipscomb, Gene (1)	1963
Little, David (1)	1991
Lloyd, Greg (5)	1992, 1993, 1994, 1995, 1996
Love, Duval (1)	1995

M	
Mathews, Ray (2)	1953, 1956
Matuszak, Marv (1)	1954
McClairn, Jack (1)	1958
McGee, Ben (2)	1967, 1969
McPeak, Bill (3)	1953, 1954, 1957
Merriweather, Mike (3)	1985, 1986, 1987
Michaels, Lou (2)	1963, 1964
Miller, Heath (2)	2010, 2013*
Morrall, Earl (1)	1958

N	
Nickel, Elbie (3)	1953, 1954, 1957
Nisby, John (2)	1960, 1962
Nix, Roosevelt (1)	2018
Nutter, Buzz (1)	1963

O	
O'Donnell, Neil (1)	1993
Orr, Jimmy (1)	1960

P	
Parker, Willie (2)	2007, 2008*
Polamalu, Troy (8)	2005, 2006, 2007, 2008*, 2009, 2011*, 2012*, 2014*
Porter, Joey (3)	2003, 2005, 2006
Pottios, Myron (3)	1962, 1964, 1965
Pouncey, Maurkice (8)	2011*, 2012*, 2013, 2015, 2017*, 2018, 2019, 2020

R	
Reger, John (3)	1960, 1961, 1962
Riffe, Dick (1)	Jan. 1942
Roethlisberger, Ben (6)	2008, 2012, 2015*, 2016*, 2017*, 2018
Rogel, Fran (1)	1957
Russell, Andy (7)	1969, 1971, 1972, 1973, 1974, 1975, 1976

S	
Sandusky, Mike (1)	1961
Shanklin, Ron (1)	1974*
Shazier, Ryan (2)	2017, 2018*
Shell, Donnie (5)	1979, 1980, 1981, 1982, 1983
Shipkey, Jerry (3)	1951, 1952, 1953
Simington, Milt (1)	Dec. 1942*
Smith, Aaron (1)	2005
Smith, Marvel (1)	2005
Smith, Stu (1)	1939
Smith-Schuster, Juju (1)	2019
Stallworth, John (3)	1980, 1983, 1984, 1985
Stautner, Ernie (9)	1953, 1954, 1956, 1957, 1958, 1959, 1960, 1961, 1962
Steed, Joel (1)	1998
Stewart, Kordell (1)	2002
Swann, Lynn (3)	1976, 1978, 1979

T	
Thigpen, Yancey (2)	1996, 1998
Thomas, Clendon (1)	1964
Thomas, J.T. (1)	1977
Timmons, Lawrence (1)	2015
Tracy, Tom (2)	1959, 1961

V	
Van Dyke, Bruce (1)	1974
Varrichione, Frank (4)	1956, 1958, 1959, 1961
Villaneuva, Alejandro (2)	2018, 2019

W	
Wagner, Mike (2)	1976, 1977
Walden, Bobby (1)	1970
Wallace, Mike (1)	2012
Walsh, Bill (2)	1951, 1952
Ward, Hines (4)	2002, 2003, 2004, 2005
Watt, T.J. (2)	2019, 2020
Webster, Mike (9)	1979, 1980, 1981, 1982, 1983, 1984, 1985, 1986, 1988
White, Dwight (2)	1973, 1974
Woodley, LaMarr (1)	2010
Woodson, Marv (1)	1968
Woodson, Rod (7)	1990, 1991, 1992, 1993, 1994, 1995, 1997
Woudenberg, John (1)	Dec. 1942

Steelers in the Pro Bowl (Total Appearances)

10	
Greene, Joe	1970, 1971, 1972, 1973, 1974, 1975, 1976, 1977, 1979, 1980

9	
Harris, Franco	1973, 1974, 1975, 1976, 1977*, 1978, 1979, 1980, 1981
Lambert, Jack	1976, 1977, 1978, 1979, 1980, 1981, 1982, 1983, 1984
Stautner, Ernie	1953, 1954, 1956, 1957, 1958, 1959, 1960, 1961, 1962
Webster, Mike	1979, 1980, 1981, 1982, 1983, 1984, 1985, 1986, 1988

8	
Ham, Jack	1974*, 1975, 1976, 1977, 1978, 1979, 1980*, 1981
Polamalu, Troy	2005, 2006, 2007, 2008*, 2009, 2011*, 2012*, 2014*
Pouncey, Maurkice	2011*, 2012*, 2013, 2015, 2017*, 2018, 2019, 2020

7	
Brown, Antonio	2012, 2014, 2015, 2016*, 2017*, 2018, 2019*
Dawson, Dermontti	1993, 1994, 1995, 1996, 1997, 1998, 1999
Faneca, Alan	2002, 2003, 2004, 2005, 2006, 2007, 2008
Russell, Andy	1969, 1971, 1972, 1973, 1974, 1975, 1976
Woodson, Rod	1990, 1991, 1992, 1993, 1994, 1995, 1997

6	
Greenwood, L.C.	1974, 1975, 1976, 1977, 1979, 1980
Roethlisberger, Ben	2008, 2012, 2015*, 2016*, 2017*, 2018

5	
Blount, Mel	1976, 1977, 1979, 1980, 1982
DeCastro, David	2016, 2017, 2018, 2019*, 2020
Hampton, Casey	2004, 2006, 2007, 2008, 2010
Harrison, James	2008, 2009, 2010, 2011*, 2012
Lloyd, Greg	1992, 1993, 1994, 1995, 1996
Shell, Donnie	1979, 1980, 1981, 1982, 1983

*Did not play

4	
Bettis, Jerome	1997, 1998, 2002*, 2005
Butler, Jack	1956, 1957, 1958, 1959
Dodril, Dale	1954, 1955, 1956, 1958
Lake, Carnell	1995, 1996, 1997, 1998
Varrichione, Frank	1956, 1958, 1959, 1961
Ward, Hines	2002, 2003, 2004, 2005
Stallworth, John	1980, 1983, 1984, 1985

3	
Anderson, Gary	1984, 1986, 1994
Bell, Le'Veon	2015, 2017*, 2018
Bradshaw, Terry	1976*, 1979, 1980
Gildon, Jason	2001, 2002, 2003
Heyward, Cameron	2018, 2019, 2020
Johnson, John Henry	1963, 1964, 1965
McPeak, Bill	1953, 1954, 1957
Merrifweather, Mike	1985, 1986, 1987
Nickel, Elbie	1953, 1954, 1957
Porter, Joey	2003, 2005, 2006
Pottios, Myron	1962, 1964, 1965
Reger, John	1960, 1961, 1962
Shipkey, Jerry	1951, 1952, 1953
Swann, Lynn	1976, 1978, 1979

2	
Ballman, Gary	1965, 1966
Bradshaw, Charlie	1964, 1965
Chandois, Lynn	1953, 1954
Cherundolo, Chuck	Jan. 1942, Dec. 1942
Dial, Buddy	1962, 1964*
Edwards, Glen	1976, 1977
Farrior, James	2005, 2009
Foster, Barry	1993, 1994*
Gentry, Byron	1939, Jan. 1940
Gerela, Roy	1973, 1975
Geri, Joe	1951, 1952
Green, Eric	1994, 1995
Greene, Kevin	1995, 1996
Hartings, Jeff	2004, 2005
Hughes, George	1952, 1954
Ilkin, Tunch	1989, 1990
Jefferson, Roy	1969, 1970
Kirkland, Levon	1997, 1998
Layne, Bobby	1959*, 1960
Lipps, Louis	1985, 1986
Mathews, Ray	1953, 1956
McGee, Ben	1967, 1969
Michaels, Lou	1963, 1964
Miller, Heath	2010, 2013*
Nisby, John	1960, 1962
Parker, Willie	2007, 2008*
Shazier, Ryan	2017, 2018*
Thigpen, Yancey	1996, 1998
Tracy, Tom	1959, 1961
Villanueva, Alejandro	2018, 2019
Wagner, Mike	1976, 1977
Walsh, Bill	1951, 1952
Watt, T.J.	2019, 2020
White, Dwight	1973, 1974



1	
Bell, Kendrick	2002
Boswell, Chris	2018
Brown, Chad	1997
Brown, Larry	1983
Cameron, Paul	1955*
Carpenter, Preston	1963
Clark, Mike	1967
Clark, Ryan	2012
Cole, Robin	1985
Condit, Merlyn	Dec. 1940
Conner, James	2019
Coomer, Joe	Jan. 1942
Derby, Dean	1960
Dudley, Bill	Dec. 1942
Finks, Jim	1953
Fitzpatrick, Minkah	2020
Haselrig, Carlton	1993
Hoak, Dick	1968
Jackson, Earnest	1987
Jones, Art	Jan. 1942
Keisel, Brett	2011*
Keys, Brady	1967
Krupa, Joe	1964
Lattner, Johnny	1955
Lipscomb, Gene	1963
Little, David	1991
Love, Duval	1995
Matuszak, Marv	1954
McClairren, Jack	1958
Morrall, Earl	1958
Nix, Roosevelt	2018
Nutter, Buzz	1963
O'Donnell, Neil	1993
Orr, Jimmy	1960
Riffle, Dick	Jan. 1942
Rogel, Fran	1957
Sandusky, Mike	1961
Shanklin, Ron	1974*
Simington, Milt	Dec. 1942*
Smith, Aaron	2005
Smith, Marvel	2005
Smith, Stu	1939
Smith-Schuster, Juju	2019
Steed, Joel	1998
Stewart, Kordell	2002
Thomas, Clendon	1964
Thomas, J.T.	1977
Timmons, Lawrence	2015
Van Dyke, Bruce	1974
Walden, Bobby	1970
Wallace, Mike	2012
Woodley, LaMarr	2010
Woodson, Marv	1968
Woudenberg, John	Dec. 1942

2020 HISTORY

Steelers in the Pro Bowl (By Steelers' Draft Eligible Year)

2017

Conner, James	2019
Smith-Schuster, Juju	2019
Watt, T.J.	2019, 2020

2014

Boswell, Chris	2018
Shazier, Ryan	2017, 2018*

2013

Bell, Le'Veon	2015, 2017*, 2018
---------------	-------------------

2012

DeCastro, David	2016, 2017, 2018, 2019*, 2020
-----------------	-------------------------------

2011

Heyward, Cameron	2018, 2019, 2020
------------------	------------------

2010

Brown, Antonio	2012, 2014, 2015, 2016*, 2017*, 2018, 2019*
Pouncey, Maurkice	2011*, 2012*, 2013, 2015, 2017*, 2018, 2019, 2020
Villanueva, Alejandro	2018, 2019

2009

Wallace, Mike	2012
---------------	------

2007

Timmons, Lawrence	2015
Woodley, LaMarr	2010

2005

Miller, Heath	2010, 2013*
---------------	-------------

2004

Parker, Willie	2007, 2008*
Roethlisberger, Ben	2008, 2012, 2015*, 2016*, 2017*, 2018

2003

Polamalu, Troy	2005, 2006, 2007, 2008*, 2009, 2011*, 2012*, 2014*
----------------	--



JUJU SMITH-SCHUSTER

2002

Harrison, James	2008, 2009, 2010, 2011*, 2012
Keisel, Brett	2011*

2001

Bell, Kendrick	2002
Hampton, Casey	2004, 2006, 2007, 2008, 2010

2000

Smith, Marvel	2005
---------------	------

1999

Porter, Joey	2003, 2005, 2006
Smith, Aaron	2005

1998

Faneca, Alan	2002, 2003, 2004, 2005, 2006, 2007, 2008
Ward, Hines	2002, 2003, 2004, 2005

1995

Stewart, Kordell	2002
------------------	------

1994

Gildon, Jason	2001, 2002, 2003
---------------	------------------

1993

Brown, Chad	1997
-------------	------

1992

Kirkland, Levon	1997, 1998
Steed, Joel	1998

1990

Foster, Barry	1993, 1994*
Green, Eric	1994, 1995
O'Donnell, Neil	1993

1989

Haselrig, Carlton	1993
Lake, Carnell	1995, 1996, 1997, 1998

1988

Dawson, Dermontti	1993, 1994, 1995, 1996, 1997, 1998, 1999
-------------------	--

1987

Lloyd, Greg	1992, 1993, 1994, 1995, 1996
Woodson, Rod	1990, 1991, 1992, 1993, 1994, 1995, 1997

1984

Lipps, Louis	1985, 1986
--------------	------------

1982

Merriweather, Mike	1985, 1986, 1987
--------------------	------------------

1981

Little, David	1991
---------------	------

1980

Illkin, Tunch	1989, 1990
---------------	------------

1977

Cole, Robin	1985
-------------	------

1974

Lambert, Jack	1976, 1977, 1978, 1979, 1980, 1981, 1982, 1983, 1984
Shell, Donnie	1979, 1980, 1981, 1982, 1983
Stallworth, John	1980, 1983, 1984, 1985
Swann, Lynn	1976, 1978, 1979
Webster, Mike	1979, 1980, 1981, 1982, 1983, 1984, 1985, 1986, 1988

1973

Thomas, J.T.	1977
--------------	------

TROY POLAMALU



Steelers in the Pro Bowl (By Steelers' Draft Eligible Year)

1972

Harris, Franco	1973, 1974, 1975, 1976, 1977*, 1978, 1979, 1980, 1981
----------------	---

1971

Brown, Larry	1983
Edwards, Glen	1976, 1977
Ham, Jack	1974*, 1975, 1976, 1977, 1978, 1979, 1980*, 1981
Wagner, Mike	1976, 1977
White, Dwight	1973, 1974

1970

Blount, Mel	1976, 1977, 1979, 1980, 1982
Bradshaw, Terry	1976*, 1979, 1980
Shanklin, Ron	1974*

1969

Greene, Joe	1970, 1971, 1972, 1973, 1974, 1975, 1976, 1977, 1979, 1980
Greenwood, L.C.	1974, 1975, 1976, 1977, 1979, 1980

1965

Jefferson, Roy	1969, 1970
----------------	------------

1964

McGee, Ben	1967, 1969
------------	------------

1963

Russell, Andy	1969, 1971, 1972, 1973, 1974, 1975, 1976
---------------	--

1962

Ballman, Gary	1965, 1966
---------------	------------

1961

Hoak, Dick	1968
Pottios, Myron	1962, 1964, 1965

1960

Keys, Brady	1967
-------------	------

1956

Krupa, Joe	1964
------------	------

1955

Reger, John	1960, 1961, 1962
Varrichione, Frank	1956, 1958, 1959, 1961

1954

Cameron, Paul	1955*
Lattner, Johnny	1955

1953

Johnson, John Henry	1963, 1964, 1965
Matuszak, Marv	1954
McClairan, Jack	1958

1951


Butler, Jack	1956, 1957, 1958, 1959
--------------	---------------------------

Dodril, Dale	1954, 1955, 1956, 1958
--------------	---------------------------

Mathews, Ray	1953, 1956
--------------	------------

1950

Chandois, Lynn	1953, 1954
Hughes, George	1952, 1954
Rogel, Fran	1957
Stautner, Ernie	1953, 1954, 1956, 1957, 1958, 1959, 1960, 1961, 1962



DICK
HOAK

1949

Finks, Jim	1953
Geri, Joe	1951, 1952
Walsh, Bill	1951, 1952

1948

McPeak, Bill	1953, 1954, 1957
--------------	------------------

1947

Nickel, Elbie	1953, 1954, 1957
Shipkey, Jerry	1951, 1952, 1953

1942

Dudley, Bill	Dec. 1942
--------------	-----------

*Did not play

Steelers in the Pro Bowl (By Position)

C

Webster, Mike	1979, 1980, 1981, 1982, 1983, 1984, 1985, 1986, 1988
Pouncey, Maurkice	2011*, 2012*, 2013, 2015, 2017*, 2018, 2019, 2020
Dawson, Dermontti	1993, 1994, 1995, 1996, 1997, 1998, 1999
Cherundolo, Chuck	Jan. 1942, Dec. 1942
Hartings, Jeff	2004, 2005
Walsh, Bill	1951, 1952
Nutter, Buzz	1963

CB

Blount, Mel	1976, 1977, 1979, 1980, 1982
Butler, Jack	1956, 1957, 1958, 1959
Derby, Dean	1960
Keys, Brady	1967
Thomas, Clendon	1964
Thomas, J.T.	1977
Cameron, Paul	1955*

DE

Greenwood, L.C.	1974, 1975, 1976, 1977, 1979, 1980
McPeak, Bill	1953, 1954, 1957
McGee, Ben	1967, 1969
Michaels, Lou	1963, 1964
White, Dwight	1973, 1974
Keisel, Brett	2011*
Smith, Aaron	2005

DT

Greene, Joe	1970, 1971, 1972, 1973, 1974, 1975, 1976, 1977, 1979, 1980
Stautner, Ernie	1953, 1954, 1956, 1957, 1958, 1959, 1960, 1961, 1962
Heyward, Cameron	2018, 2019, 2020
Krupa, Joe	1964
Lippscomb, Gene	1963

FB

Johnson, John Henry	1963, 1964, 1965
Rogel, Fran	1957
Nix, Roosevelt	2018

G

Faneca, Alan	2002, 2003, 2004, 2005, 2006, 2007, 2008
DeCastro, David	2016, 2017, 2018, 2019*, 2020
Gentry, Byron	1939, Jan. 1940
Hughes, George	1952, 1954
Nisby, John	1960, 1962
Haselrig, Carlton	1993
Love, Duval	1995
Sandusky, Mike	1961
Simington, Milt	Dec. 1942*
Van Dyke, Bruce	1974



MAURKICE POUNCEY

HB

Mathews, Ray	1953, 1956
Tracy, Tom	1959, 1961
Condit, Merlyn	Dec. 1940
Dudley, Bill	Dec. 1942
Jones, Art	Jan. 1942
Lattner, Johnny	1955
Riffle, Dick	Jan. 1942

K

Anderson, Gary	1984, 1986, 1994
Gerela, Roy	1973, 1975
Boswell, Chris	2018
Clark, Mike	1967

CB/KR

Woodson, Rod	1990, 1991, 1992, 1993, 1994, 1995, 1997
--------------	--

LB

Lambert, Jack	1976, 1977, 1978, 1979, 1980, 1981, 1982, 1983, 1984
Ham, Jack	1974*, 1975, 1976, 1977, 1978, 1979, 1980*, 1981
Russell, Andy	1969, 1971, 1972, 1973, 1974, 1975, 1976
Harrison, James	2008, 2009, 2010, 2011*, 2012
Lloyd, Greg	1992, 1993, 1994, 1995, 1996
Dodril, Dale	1954, 1955, 1956, 1958
Gildon, Jason	2001, 2002, 2003
Merriweather, Mike	1985, 1986, 1987
Porter, Joey	2003, 2005, 2006
Pottios, Myron	1962, 1964, 1965
Reger, John	1960, 1961, 1962
Shipkey, Jerry	1951, 1952, 1953
Farrior, James	2005, 2009
Greene, Kevin	1995, 1996
Kirkland, Levon	1997, 1998
Shazier, Ryan	2017, 2018*
Watt, T.J.	2019, 2020
Bell, Kendrick	2002
Brown, Chad	1997
Cole, Robin	1985
Little, David	1991
Matuszak, Marv	1954
Timmons, Lawrence	2015
Woodley, LaMarr	2010

Steelers in the Pro Bowl (By Position)

NT

Steed, Joel	1998
-------------	------

NT/DT

Hampton, Casey	2004, 2006, 2007, 2008, 2010
----------------	------------------------------

OT

Varrichione, Frank	1956, 1958, 1959, 1961
Bradshaw, Charlie	1964, 1965
Illkin, Tunch	1989, 1990
Villaneuva, Alejandro	2018, 2019
Brown, Larry	1983
Smith, Marvel	2005

P

Walden, Bobby	1970
---------------	------

QB

Roethlisberger, Ben	2008, 2012, 2015*, 2016*, 2017*, 2018
Bradshaw, Terry	1976*, 1979, 1980
Layne, Bobby	1959*, 1960
Finks, Jim	1953
Morrall, Earl	1958
O'Donnell, Neil	1993
Smith, Stu	1939
Stewart, Kordell	2002

RB

Harris, Franco	1973, 1974, 1975, 1976, 1977*, 1978, 1979, 1980, 1981
Bettis, Jerome	1997, 1998, 2002*, 2005
Bell, Le'Veon	2015, 2017*, 2018
Chandois, Lynn	1953, 1954
Foster, Barry	1993, 1994*
Geri, Joe	1951, 1952
Parker, Willie	2007, 2008*
Conner, James	2019
Hoak, Dick	1968
Jackson, Earnest	1987

S

Polamalu, Troy	2005, 2006, 2007, 2008*, 2009, 2011*, 2012*, 2014*
Shell, Donnie	1979, 1980, 1981, 1982, 1983
Lake, Carnell	1995, 1996, 1997, 1998
Edwards, Glen	1976, 1977
Wagner, Mike	1976, 1977
Clark, Ryan	2012
Fitzpatrick, Minkah	2020
Woodson, Marv	1968

T

Woudenberg, John	Dec. 1942
------------------	-----------

TE

Nickel, Elbie	1953, 1954, 1957
Green, Eric	1994, 1995
Miller, Heath	2010, 2013*
Carpenter, Preston	1963
Coomer, Joe	Jan. 1942
McClairan, Jack	1958

WR

Brown, Antonio	2012, 2014, 2015, 2016*, 2017*, 2018, 2019*
Ward, Hines	2002, 2003, 2004, 2005
Stallworth, John	1980, 1983, 1984, 1985
Swann, Lynn	1976, 1978, 1979
Ballman, Gary	1965, 1966
Dial, Buddy	1962, 1964*
Jefferson, Roy	1969, 1970
Lipps, Louis	1985, 1986
Thigpen, Yancey	1996, 1998
Orr, Jimmy	1960
Shanklin, Ron	1974*
Smith-Schuster, Juju	2019
Wallace, Mike	2012

*Did not play



MINKAH
FITZPATRICK

Consecutive Selections

Jack Lambert	9
Franco Harris	9
Joe Greene	8
Mike Webster	8
Jack Ham	8
Ernie Stautner	7
Dermonti Dawson	7
Alan Faneca	7
Rod Woodson	6
Antonio Brown	6
Andy Russell	6
David DeCastro	5
Troy Polamalu	5
Donnie Shell	5
Greg Lloyd	5
James Harrison	5

Steelers in the Pro Bowl (By Steelers' Draft Round)

Round 1	
Greene, Joe	1970, 1971, 1972, 1973, 1974, 1975, 1976, 1977, 1979, 1980
Harris, Franco	1973, 1974, 1975, 1976, 1977*, 1978, 1979, 1980, 1981
Polamalu, Troy	2005, 2006, 2007, 2008*, 2009, 2011*, 2012*, 2014*
Pouncey, Maurkice	2011*, 2012*, 2013, 2015, 2017*, 2018, 2019, 2020
Faneca, Alan	2002, 2003, 2004, 2005, 2006, 2007, 2008
Woodson, Rod	1990, 1991, 1992, 1993, 1994, 1995, 1997
Roethlisberger, Ben	2008, 2012, 2015*, 2016*, 2017*, 2018
DeCastro, David	2008, 2017, 2018, 2019*, 2020
Hampton, Casey	2004, 2006, 2007, 2008, 2010
Varrichione, Frank	1956, 1958, 1959, 1961
Bradshaw, Terry	1976*, 1979, 1980
Heyward, Cameron	2018, 2019, 2020
Swann, Lynn	1976, 1978, 1979
Chandois, Lynn	1953, 1954
Green, Eric	1994, 1995
Lipps, Louis	1985, 1986
Miller, Heath	2010, 2013*
Shazier, Ryan	2017, 2018*
Watt, T.J.	2019, 2020
Cole, Robin	1985
Dudley, Bill	Dec. 1942
Lattner, Johnny	1955
Thomas, J.T.	1977
Timmons, Lawrence	2015
Woudenberg, John	Dec. 1942
Round 2	
Lambert, Jack	1976, 1977, 1978, 1979, 1980, 1981, 1982, 1983, 1984
Stautner, Ernie	1953, 1954, 1956, 1957, 1958, 1959, 1960, 1961, 1962
Ham, Jack	1974*, 1975, 1976, 1977, 1978, 1979, 1980*, 1981
Dawson, Dermontti	1993, 1994, 1995, 1996, 1997, 1998, 1999
Lake, Carnell	1995, 1996, 1997, 1998
Bell, Le'Veon	2015, 2017*, 2018
Johnson, John Henry	1963, 1964, 1965
Pottios, Myron	1962, 1964, 1965
Jefferson, Roy	1969, 1970
Kirkland, Levon	1997, 1998
Bell, Kendrick	2002
Brown, Chad	1997
Krupa, Joe	1964
Shanklin, Ron	1974*
Smith, Marvel	2005
Smith-Schuster, Juju	2019
Stewart, Kordell	2002
Woodley, LaMarr	2010

*Did not play

Round 3	
Blount, Mel	1976, 1977, 1979, 1980, 1982
Ward, Hines	2002, 2003, 2004, 2005
Gildon, Jason	2001, 2002, 2003
Merrifweather, Mike	1985, 1986, 1987
Porter, Joey	2003, 2005, 2006
Hughes, George	1952, 1954
Walsh, Bill	1951, 1952
Conner, James	2019
Matuszak, Marv	1954
O'Donnell, Neil	1993
Steed, Joel	1998
Wallace, Mike	2012

Round 4	
Stallworth, John	1980, 1983, 1984, 1985
Geri, Joe	1951, 1952
McGee, Ben	1967, 1969
White, Dwight	1973, 1974
Smith, Aaron	2005

Round 5	
Webster, Mike	1979, 1980, 1981, 1982, 1983, 1984, 1985, 1986, 1988
Foster, Barry	1993, 1994*
Brown, Larry	1983

Round 6	
Brown, Antonio	2012, 2014, 2015, 2016*, 2017*, 2018, 2019*
Lloyd, Greg	1992, 1993, 1994, 1995, 1996
Dodril, Dale	1954, 1955, 1956, 1958
Shipkey, Jerry	1951, 1952, 1953
Ilkin, Tunch	1989, 1990

Round 7	
Mathews, Ray	1953, 1956
Hoak, Dick	1968
Keisel, Brett	2011*
Little, David	1991

Round 8	
Ballman, Gary	1965, 1966
Cameron, Paul	1955*
Rogel, Fran	1957

Round 10	
Greenwood, L.C.	1974, 1975, 1976, 1977, 1979, 1980

Round 11	
Wagner, Mike	1976, 1977

Round 12	
Finks, Jim	1953
Haselrig, Carlton	1993

Round 14	
Keys, Brady	1967

Round 16	
Russell, Andy	1969, 1971, 1972, 1973, 1974, 1975, 1976
McPeak, Bill	1953, 1954, 1957

Round 17	
Nickel, Elbie	1953, 1954, 1957

Round 26	
McClairen, Jack	1958

UDFA	
Harrison, James	2008, 2009, 2010, 2011*, 2012
Shell, Donnie	1979, 1980, 1981, 1982, 1983
Butler, Jack	1956, 1957, 1958, 1959
Reger, John	1960, 1961, 1962
Edwards, Glen	1976, 1977
Parker, Willie	2007, 2008*
Villaneuva, Alejandro	2018, 2019
Boswell, Chris	2018
Clark, Mike	1967
Smith, Stu	1939
Gentry, Byron	1939, Jan. 1940

DAVID
DECASTRO

2019

Fitzpatrick, Minkah, S	AP-1st	
Heyward, Cameron, DT	AP-1st	
Johnson, Dontae, PR	AP-2nd	
Watt, T.J., LB	AP-1st, AP-2nd	

2018

Pouncey, Maurkice, C	AP-2nd	
-----------------------------	--------	--

2017

Bell, Le'Veon, RB	AP-1st, AP-2nd	FW-1st, SN-1st
Brown, Antonio, WR	AP-1st, PFF-1st, SN-1st	FW-1st, SN-1st
DeCastro, David, G	AP-1st, PFF-1st, SN-1st	FW-1st, SN-1st
Heyward, Cameron, DT	AP-1st	

2016

Bell, Le'Veon, RB	AP-2nd	
Brown, Antonio, WR	AP-1st, PFF-2nd, SN-1st	FW-1st, SN-1st
DeCastro, David, G	AP-2nd	

2015

Brown, Antonio, WR	AP-1st, PFF-1st, SN-1st	FW-1st, SN-1st
DeCastro, David, G	AP-1st	

2014

Bell, Le'Veon, RB	AP-1st, PFF-1st, SN-1st	FW-1st, SN-1st
Brown, Antonio, WR	AP-1st, PFF-1st, SN-1st	FW-1st, SN-1st
Pouncey, Maurkice, C	AP-1st	
Roethlisberger, Ben, QB	PFF-2nd	
Timmons, Lawrence, LB	AP-2nd	

2013

Brown, Antonio, WR	AP-2nd, PFF-1st	
---------------------------	-----------------	--

2012

Pouncey, Maurkice, C	AP-2nd, SN-1st	
-----------------------------	----------------	--

2011

Polamalu, Troy, S	AP-1st, PFF-1st, SN-1st	FW-1st, SN-1st
Pouncey, Maurkice, C	AP-1st, FW-1st	

2010

Harrison, James, LB	AP-1st, PFF-1st, SN-1st	FW-1st, SN-1st
Polamalu, Troy, S	AP-1st, PFF-2nd, SN-1st	FW-1st, SN-1st
Pouncey, Maurkice, C	AP-2nd	
Timmons, Lawrence, LB	PFF-1st	

2009

Harrison, James, LB	AP-2nd, PFF-2nd	SN-2nd
Logan, Stefan, Ret.	PFF-2nd	
Woodley, LaMarr, LB	PFF-1st, AP-2nd	

2008

Farrior, James, LB	AP-2nd	
Harrison, James, LB	AP-1st, SN-1st	FW-1st, SN-1st
Polamalu, Troy, S	AP-1st, SN-1st	FW-1st, SN-1st

2007

Faneca, Alan, G	AP-1st	
Harrison, James, LB	AP-2nd	
Polamalu, Troy, S	AP-2nd	

2006

Faneca, Alan, G	AP-1st, FW-1st	
------------------------	----------------	--

2005

Faneca, Alan, G	AP-1st, SN-1st	FW-1st, SN-1st
Polamalu, Troy, S	AP-1st, SN-1st	FW-1st, SN-1st
Porter, Joey, LB	AP-2nd	
Randle El, Antwaan, WR	FW-1st	

2004

Farrior, James, LB	AP-1st, SN-1st	FW-1st, SN-1st
Faneca, Alan, G	AP-1st, SN-1st	FW-1st, SN-1st
Hartings, Jeff, C	AP-1st, SN-1st	SN-1st
Polamalu, Troy, S	AP-2nd	
Porter, Joey, LB	AP-2nd	
Ward, Hines, WR	AP-2nd	

2003

Faneca, Alan, G	AP-2nd	
Ward, Hines, WR	AP-2nd	

2002

Faneca, Alan, G	AP-1st, SN-1st	FW-1st, SN-1st
Porter, Joey, LB	AP-1st, SN-1st	FW-1st, SN-1st
Ward, Hines, WR	AP-2nd	

2001

Bell, Kendrell, LB	AP-2nd	
Faneca, Alan, G	AP-1st, SN-1st	FW-1st, SN-1st
Gildon, Jason, LB	AP-1st, SN-1st	FW-1st, SN-1st
Hartings, Jeff, C	AP-2nd	

1998

Dawson, Dermontti, C	AP-1st, SN-1st	FW-1st, SN-1st
-----------------------------	----------------	----------------

1997

Bettis, Jerome, RB	AP-2nd	
Dawson, Dermontti, C	AP-1st, SN-1st	FW-1st, SN-1st
Kirkland, Levon, LB	AP-1st, SN-1st	FW-1st, SN-1st
Lake, Carnell, S	AP-1st, SN-1st	FW-1st, SN-1st
Thigpen, Yancy, WR	AP-2nd	

1996

Bettis, Jerome, RB	AP-1st	
Brown, Chad, LB	AP-1st, SN-1st	FW-1st, SN-1st
Dawson, Dermontti, C	AP-1st, SN-1st	FW-1st, SN-1st
Kirkland, Levon, LB	AP-2nd	

1995

Dawson, Dermontti, C	AP-1st, SN-1st	FW-1st, SN-1st
Lake, Carnell, S	AP-2nd	
Lloyd, Greg, LB	AP-1st, SN-1st	FW-1st, SN-1st

1994

Dawson, Dermontti, C	AP-1st, SN-1st	FW-1st, SN-1st
Greene, Kevin, LB	AP-1st, SN-1st	FW-1st, SN-1st
Lake, Carnell, S	AP-2nd	
Lloyd, Greg, LB	AP-1st, SN-1st	FW-1st, SN-1st
Woodson, Rod, CB/PR	AP-1st, SN-1st	FW-1st, SN-1st

1993

Dawson, Dermontti, C	AP-1st	
Lloyd, Greg, LB	AP-1st, SN-1st	FW-1st, SN-1st
Woodson, Rod, CB/PR	AP-1st, SN-1st	FW-1st, SN-1st

1992

Foster, Barry, RB	AP-1st, NEA-1st, SN-1st	FW-1st, SN-1st
Lake, Carnell, S	NEA-2nd	
Woodson, Rod, CB/PR	AP-1st, NEA-1st, SN-1st	FW-1st, SN-1st

1991

Woodson, Rod, CB/PR	NEA-2nd	
----------------------------	---------	--

1990

Woodson, Rod, CB/PR	AP-1st, NEA-1st, PFW-1st, SN-1st	FW-1st, SN-1st
----------------------------	----------------------------------	----------------

1989

Woodson, Rod, CB/PR	AP-1st, PFW-1st, SN-1st	FW-1st, SN-1st
----------------------------	-------------------------	----------------

1987

Woodson, Rod, CB/PR	NEA-1st	
----------------------------	---------	--

1985

Anderson, Gary, K	FW-1st	
Lipps, Louis, WR/PR	AP-2nd, NEA-1st	FW-1st, SN-1st
Merriweather, Mike, LB	NEA-2nd	

1984

Dunn, Gary, NT	NEA-2nd	
Lipps, Louis, PR/WR	AP-2nd, PFW-1st	FW-1st, SN-1st
Merriweather, Mike, LB	NEA-2nd, PFW-1st	SN-1st
Stallworth, John, WR	NEA-2nd	
Webster, Mike, C	AP-2nd	

1983

Anderson, Gary, K	AP-1st	
Lambert, Jack, LB	AP-1st, NEA-1st, SN-1st	FW-1st, SN-1st
Webster, Mike, C	AP-1st, SN-1st	

1982

Lambert, Jack, LB	AP-1st, NEA-1st, PFW-1st	FW-1st, SN-1st
Shell, Donnie, SS	AP-1st, NEA-1st	FW-1st, SN-1st
Webster, Mike, C	FW-1st, PFW-1st	NEA-2nd, SN-1st

Steelers All-Pro

1981

Blount, Mel, CB	AP-1st, FW-1st
Lambert, Jack, LB	AP-1st, FW-1st NEA-1st, PFW-1st, SN-1st
Shell, Donnie, SS	AP-2nd
Webster, Mike, C	AP-1st, FW-1st NEA-1st, PFW-1st,

1980

Ham, Jack, LB	NEA-2nd
Lambert, Jack, LB	AP-1st, FW-1st NEA-1st, PFW-1st
Shell, Donnie, S	AP-1st, FW-1st NEA-1st, SN-1st
Webster, Mike, C	AP-1st, FW-1st NEA-1st, PFW-1st, SN-1st

1979

Blount, Mel, CB	AP-2nd, NEA-2nd
Bradshaw, Terry, QB	NEA-2nd
Greene, Joe, DT	FW-1st, NEA-2nd
Ham, Jack, LB	AP-1st, FW-1st NEA-1st, PFW-1st
Harris, Franco, FB	NEA-2nd
Kolb, Jon, OT	NEA-1st
Lambert, Jack, LB	AP-1st, NEA-1st PFW-1st
Mullins, Gerry, G	NEA-2nd
Shell, Donnie, SS	AP-1st, NEA-1st PFW-1st
Stallworth, John, WR	AP-1st, FW-1st NEA-1st, PFW-1st
Webster, Mike, C	AP-1st, FW-1st NEA-1st, PFW-1st

1978

Blount, Mel, CB	AP-2nd
Bradshaw, Terry, QB	AP-1st, FW-1st NEA-2nd, PFW-1st
Ham, Jack, LB	AP-1st, FW-1st NEA-1st, PFW-1st
Harris, Franco, FB	NEA-2nd
Lambert, Jack, LB	NEA-2nd
Shell, Donnie, SS	NEA-2nd
Swann, Lynn, WR	AP-1st, FW-1st NEA-1st, PFW-1st
Webster, Mike, C	AP-1st, FW-1st NEA-1st, PFW-1st

1977

Blount, Mel, CB	NEA-1st
Greene, Joe, DT	AP-1st
Ham, Jack, LB	AP-1st, FW-1st NEA-1st, PFW-1st
Harris, Franco, FB	AP-1st, FW-1st NEA-1st, PFW-1st
Swann, Lynn, WR	AP-2nd, PFW-1st

1976

Mel Blount, CB	NEA-2nd, PFW-1st
Glen Edwards, FS	AP-2nd, NEA-2nd
Joe Greene, DT	AP-2nd
Jack Ham, LB	AP-1st, FW-1st NEA-1st, PFW-1st
Franco Harris, FB	FW-2nd, NEA-2nd
Jack Lambert, LB	AP-1st, FW-1st NEA-1st, PFW-1st
Mike Wagner, SS	AP-2nd

1975

Blount, Mel, CB	AP-1st, FW-1st NEA-1st, PFW-1st
Greene, Joe, DT	AP-2nd, FW-2nd NEA-2nd
Greenwood, L.C., DE	AP-1st, FW-1st NEA-1st, PFW-1st
Ham, Jack, LB	AP-1st, FW-1st NEA-1st, PFW-1st
Harris, Franco, FB	AP-2nd, FW-2nd NEA-2nd
Lambert, Jack, MLB	AP-2nd, FW-1st PFW-1st
Russell, Andy, LB	FW-1st
Swann, Lynn, WR	AP-2nd, FW-1st NEA-2nd
White, Dwight, DE	FW-2nd

1974

Gerela, Roy, K	AP-2nd, FW-2nd NEA-2nd
Greene, Joe, DT	AP-1st, FW-1st NEA-1st, PFW-1st
Greenwood, L.C., DE	AP-1st, FW-1st NEA-2nd, PFW-1st
Ham, Jack, LB	AP-1st, FW-1st NEA-1st, PFW-1st
Holmes, Ernie, DT	NEA-1st NEA-2nd

1973

Gerela, Roy, K	FW-2nd, NEA-2nd
Greene, Joe, DT	AP-1st, FW-1st NEA-1st, PFW-1st
Ham, Jack, LB	FW-2nd, NEA-2nd
Wagner, Mike, SS	PFW-1st

1972

Gerela, Roy, K	AP-2nd, FW-2nd NEA-2nd
Greene, Joe, DT	AP-1st, FW-1st NEA-1st, PFW-1st
Ham, Jack, LB	FW-2nd
Harris, Franco, RB	AP-2nd, NEA-2nd
Russell, Andy, LB	AP-2nd, FW-2nd NEA-2nd
Van Dyke, Bruce, RG	FW-2nd

1971

Greene, Joe, DT	FW-2nd, NEA-2nd
------------------------	-----------------

1970

Russell, Andy, LB	NEA-2nd
--------------------------	---------

1969

Jefferson, Roy, SE	AP-1st, NEA-1st NYDN-1st,
UPI-1st	

1968

Jefferson, Roy, SE	AP-2nd, NEA-2nd UPI-2nd
Russell, Andy, LB	UPI-2nd

1966

Thomas, Clendon, LS	NYDN-2nd
----------------------------	----------

1964

Baker, John, DE	NYDN-2nd
Bradshaw, Charlie, OT	NEA-2nd NYDN-2nd, UPI-2nd

1963

Pottios, Myron, LB	AP-2nd, NEA-1st
Thomas, Clendon, LS	AP-2nd NYDN-2nd
Bradshaw, Charlie, OT	AP-2nd NYDN-2nd, UPI-2nd
Dial, Buddy, SE	UPI-2nd

1962

Johnson, John Henry, FB	AP-2nd NEA-2nd, UPI-2nd
Michaels, Lou, T	UPI-2nd
Nutter, Buzz, C	NEA-2nd
Sandusky, Mike, LG	UPI-2nd
Thomas, Clendon, LS	UPI-2nd

1961

Dial, Buddy, SE	NYDN-2nd
Lipscomb, Gene, DT	NEA-1st
Nisby, John, RG	NEA-2nd
Reger, John, LB	NEA-2nd, NYDN-2nd
Sample, Johnny, KR/LCB/PR	NEA-2nd NYDN-1st, UPI-1st

1960

Reger, John, RLB	NEA-2nd, UPI-2nd
Stautner, Ernie, DT	NEA-2nd
Tracy, Tom, HB	AP-2nd, NEA-2nd NYDN-2nd

1959

Butler, Jack, DH	AP-1st, NYDN-1st UPI-1st
Derby, Dean, DH	AP-2nd, NYDN-1st UPI-1st
Layne, Bobby, QB	AP-2nd
Orr, Jimmy, RE	AP-2nd
Reger, John, LB	AP-2nd, NYDN-2nd
Stautner, Ernie, DE	NEA-1st NYDN-2nd, UPI-2nd
Tarasovic, George, DE	NYDN-2nd
Varrichione, Frank, RT	NYDN-2nd

1958

Butler, Jack, RS	AP-1st, NEA-1st NYDN-1st,
-------------------------	------------------------------

UPI-1st

Layne, Bobby, QB	AP-2nd, NEA-2nd NYDN-2nd, UPI-2nd
Orr, Jimmy, LE	AP-2nd, UPI-2nd
Stautner, Ernie, DE	AP-1st, NEA-2nd NYDN-2nd, UPI-1st
Varrichione, Frank, RT	NYDN-2nd

1957

Butler, Jack, RS	AP-1st, NEA-1st NYDN-1st, UPI-1st
Stautner, Ernie, DE	AP-2nd, NYDN-2nd

Steelers All-Pro

1956

Butler, Jack, RS	AP-2nd, NEA-2nd
Dodrill, Dale, MG	NEA-2nd
	NYDN-2nd, UPI-2nd
Stautner, Ernie, DT	AP-2nd, NEA-1st
	UPI-1st

1955

Dodrill, Dale, MG	AP-2nd, NEA-1st
	NYDN-1st, SN-1st,
	UPI-1st
Stautner, Ernie, RG	NYDN-2nd, SN-1st

1954

Dodrill, Dale, MG	AP-1st, NYDN-2nd
	UPI-2nd
Stautner, Ernie, RG	AP-2nd, NYDN-2nd
	UPI-2nd
Walsh, Bill, C	AP-1st, NYDN-2nd
	UPI-1st

1953

Dodrill, Dale, MG	UPI-1st
McPeak, Bill, DE	UPI-2nd
Stautner, Ernie, DT	NYDN-2nd, UPI-2nd

1952

Dodrill, Dale, MG	AP-2nd
Mathews, Ray, LH	NYDN-2nd, UPI-2nd
Shipkey, Jerry, LB	AP-1st, NYDN-1st
	UPI-2nd
Stautner, Ernie, DT	AP-2nd, UPI-2nd
Walsh, Bill, C	UPI-1st

1951

Geri, Joe, TB	NYDN-2nd, UPI 2nd
Shipkey, Jerry, LB	AP-1st, NYDN-2nd

1949

Hogan, Darrell, LB	INS-1st All-NFL/A AFC
Walsh, Bill, C	NYDN-2nd



**ERNIE
STAUTNER**

1947

Cherundolo, Chuck, C	UPI-2nd
Clement, Johnny, TB	AP-2nd, PFI-2nd
	UPI-2nd
Jansante, Val, LE	NYDN-1st, UPI-2nd
Mehelich, Charley, DE	CHA-1st
Moore, Red, LG	UPI-1st

1946

Dudley, Bill, TB	CHA-1st All-NFL/A AFC
	AP-2nd, PFI-1st
	NYDN-1st, UPI-1st

1942

Cherundolo, Chuck, C	AP-2nd, INS-2nd
	NFL-2nd,
	NYDN-2nd
Dudley, Bill, TB	AP-1st, INS-1st
	NFL-1st,
	NYDN-1st
Simington, Miit, RG	NYDN-1st, INS-2nd

1941

Jones, Art, WB	AP-2nd
-----------------------	--------

1939

Gentry, Byron, LG	INS-1st
--------------------------	---------

1938

Basrak, Mike, C	INS-2nd
Gentry, Byron, LG	UPI-1st
White, Whizzer, TB	CEM-1st, FW-1st
	INS-1st, NFL-2nd
	NYDN-2nd, UPI-1st

1937

Basrak, Mike, C	UPI-1st, INS-2nd
Gildea, Johnny, TB	INS-2nd
Karcis, Bull, FB	NYDN-2nd

1936

Niccolai, Armand, RT	UPI-2nd
Rado, George, LG	CEM-1st, CDN-2nd

1935

Niccolai, Armand, RT	UPI-2nd
	GBPG-3rd

1934

Oehler, Cap, C	CDN-2nd
-----------------------	---------

NFL All-Pro Team History

AP , Associated Press	1940-present
CEM , Collyer's Eye Magazine	1923-26
Collyer's Eye and The Baseball World Magazine;	1929-41
FW , Pro Football Writers of America	1938-40, 1966-present
(in conjunction with Pro Football Weekly from 1992-2012)	
GBPG , Green Bay Press-Gazette	1923-31, 1933-35
CHA , Chicago Herald-American	1939-41, 1943, 1945-48
INS , International News Service	1937-40, 1942-45, 1949
NEA , Newspaper Enterprise Association	1954-92
NFL , Official NFL Recognition	1931-42
PFW , Pro Football Weekly	1968-84, 1986-91
(FW selections, 1992-2012)	
SN , The Sporting News	1948, 1954-81, 1983-present
UPI , United Press International	1958-96

**DARRELL
HOGAN**

Steelers First Team All-Pro (By Selections)

DERMONTTI
DAWSON

6

Jack Lambert, LB	1976, 1979, 1980 1981, 1982, 1983
Jack Ham, LB	1974, 1975, 1976 1977, 1978, 1979
Dermoniti Dawson, C-G	1993, 1994, 1995 1996, 1997, 1998
Alan Faneca, G-T	2001, 2002, 2004 2005, 2006, 2007

5

Mike Webster, C-G	1978, 1979 1980, 1981, 1983
Rod Woodson, DB	1989, 1990 1992, 1993, 1994

4

Joe Greene, DT	1972, 1973 1974, 1977
Troy Polamalu, DB	2005, 2008 2010, 2011
Antonio Brown, WR	2014, 2015 2016, 2017

3

Donnie Shell, DB	1979, 1980, 1982
Greg Lloyd, LB	1993, 1994, 1995
Jack Butler, DB	1957, 1958, 1959

2

Maurkice Pouncey, C	2011, 2014
L.C. Greenwood, DE	1974, 1975
Mel Blount, DB	1975, 1981
James Harrison, ROLB	2008, 2010
David DeCastro, G	2015, 2017
Cameron Heyward, DE	2017, 2019
Jerry Shipkey, LB-FB-DB	1951, 1952
Le'Veon Bell, RB	2014, 2017

1

Franco Harris, RB	1977
Ernie Stautner, DT-DE-G	1958
Carnell Lake, DB	1997
Jerome Bettis, RB	1996
Dale Dodrill, MG-LB	1954
John Stallworth, WR	1979
Jason Gildon, LB	2001
Lynn Swann, WR	1978
Terry Bradshaw, QB	1978
Joey Porter, LB	2002
Roy Jefferson, WR-SE	1969
Byron Gentry, G	1938
Bill Walsh, C	1954
James Farrior, LB	2004
Barry Foster, RB	1992
Kevin Greene, LB-DE	1994
Levon Kirkland, LB	1997
Joe Geri, TB-HB	1950
Jeff Hartings, C-G	2004
T.J. Watt, OLB	2019
Bill Dudley, HB-TB-QB	1942
Chad Brown, LB	1996
Minkah Fitzpatrick, FS	2019
Whizzer White, TB-HB	1938
Mike Basrak, C	1937

Steelers Honors & Awards (2000-Present)

2000

RB Jerome Bettis
Steelers MVP, Pro Football Writers' "The Chief Award"
K Kris Brown
AFC Special Teams Player of the Week (Week 8)
LB Jason Gildon
AFC Defensive Player of the Week (Week 13), Selected to the Pro Bowl
LB Joey Porter
AFC Defensive Player of the Month (October)
C Dermontti Dawson
Ed Block Courage Award
FB Dan Kreider
Joe Greene Great Performance Award
CB Hank Poteat
Pro Football Weekly All-Rookie Team (Punt-Returner)

2001

HEAD COACH Bill Cowher
The Football News AFC Coach of the Year
ASSISTANT COACH Mike Mularkey
PFW/PFWA Assistant Coach of the Year
RB Jerome Bettis
Walter Payton NFL Man of the Year, AFC Offensive Player of the Month (October), Miller Lite Steelers Man of the Year, Selected to the Pro Bowl
OG Alan Faneca
Associated Press All-Pro First Team, Selected to the Pro Bowl
QB Kordell Stewart
Steelers MVP, PFW/PFWA Most Improved Player of the Year, AFC Offensive Player of the Week (Week 14), Miller Lite NFL Player of the Week (Week 14), AFC Offensive Player of the Month (December), Selected to the Pro Bowl
LB Joey Porter
AFC Defensive Player of the Week (Week 6)
LB Kendrick Bell
NFL Defensive Rookie of the Year, NFL Defensive Rookie of the Month (October), NFL Defensive Rookie of the Month (November), Associated Press All-Pro Second Team, <i>Sporting News</i> Defensive Rookie of the Year, <i>The Football News</i> Defensive Rookie of the Year, PFW/PFWA Defensive Rookie of the Year, <i>Football Digest</i> Defensive Rookie of the Year, <i>Sports Illustrated</i> Rookie of the Year, PFW/PFWA All-Rookie Team, Joe Greene Great Performance Award, Selected to the Pro Bowl
LB Jason Gildon
Associated Press All-Pro First Team, AFC Defensive Player of the Week (Week 9), Selected to the Pro Bowl
WR Troy Edwards
AFC Special Teams Player of the Week (Week 11)
SS Lee Flowers
Pro Football Writers' "The Chief Award"
C Jeff Hartings
Associated Press All-Pro Second Team
WR Hines Ward
Selected to the Pro Bowl

2002

OG Alan Faneca
Associated Press All-Pro First Team, <i>Pro Football Weekly</i> All-AFC, <i>Pro Football Weekly</i> All-NFL, <i>USA Today Sports Weekly</i> All-Pro, Selected to the Pro Bowl
LB Jason Gildon
AFC Defensive Player of the Month (December), Selected to the Pro Bowl
QB Tommy Maddox
Associated Press Comeback Player of the Year, PFW/PFWA Comeback Player of the Year, <i>Football Digest</i> Most Improved Player
LB Joey Porter
Associated Press All-Pro First Team, Steelers co-MVP, AFC Defensive Player of the Week (Week 2), <i>Pro Football Weekly</i> All-AFC, <i>Pro Football Weekly</i> All-NFL, Selected to the Pro Bowl
WR Antwaan Randle El
Pro Football Weekly All-Rookie Team (Punt Returner), AFC Special Teams Player of the Week (Week 8), AFC Special Teams Player of the Week (Wild Card Week)
PK Jeff Reed
AFC Special Teams Player of the Week (Week 13), AFC Special Teams Player of the Month (December)
OG Kendall Simmons
Joe Greene Great Performance Award, <i>Pro Football Weekly</i> All-Rookie Team
WR Hines Ward
Associated Press All-Pro Second Team, Steelers co-MVP, Pro Football Writers' "The Chief Award", <i>Pro Football Weekly</i> All-AFC, Selected to the Pro Bowl
CB Dewayne Washington
Steelers Walter Payton Man of the Year

2003

OG Alan Faneca
Associated Press All-Pro Second Team, Selected to the Pro Bowl
LB Jason Gildon
AFC Defensive Player of the Week (Week 10)
S Mike Logan
Pro Football Writers' "The Chief Award"
QB Tommy Maddox
AFC Offensive Player of the Week (Week 1)
S Troy Polamalu
Joe Greene Great Performance Award
WR Antwaan Randle El
AFC Special Teams Player of the Week (Week 8)
WR Hines Ward
Associated Press All-Pro Second Team, Steelers MVP, Selected to the Pro Bowl
CB Dewayne Washington
Steelers Walter Payton Man of the Year
NT Casey Hampton
Selected to the Pro Bowl

Steelers Honors & Awards (2000-Present)

2004

HEAD COACH Bill Cowher

The Sporting News Coach of the Year, *Football Digest* Coach of the Year

DEFENSIVE COORDINATOR Dick LeBeau

Pro Football Weekly Assistant Coach of the Year

RB Jerome Bettis

FedEx Ground Player of the Week (Week 9), AFC Offensive Player of the Week (Week 9), *Levitra Play of the Week* (10-yard TD pass to Jerame Tuman against the New York Jets in Week 14), *Pro Football Writers' "The Chief Award"*, Selected to the Pro Bowl

WR Plaxico Burress

Levitra Play of the Week (Four-yard touchdown reception against New England in Week 8)

OG Alan Faneca

Associated Press All-Pro First Team, *Pro Football Weekly* All-AFC, *Pro Football Weekly* All-NFL, Selected to the Pro Bowl

LB James Farrior

Associated Press All-Pro First Team, *Pro Football Weekly* All-NFL, *Pro Football Weekly* All-AFC, AFC Defensive Player of the Week (Week 6), Steelers MVP, Selected to the Pro Bowl

P Chris Gardocki

AFC Special Teams Player of the Week (Week 11), AFC Special Teams Player of the Week (Week 14)

LB James Harrison

Levitra Play of the Week (18-yard fumble return for a touchdown against Buffalo in Week 17)

C Jeff Hartings

Associated Press All-Pro First Team, *Pro Football Weekly* All-NFL, Selected to the Pro Bowl

S Troy Polamalu

Associated Press All-Pro Second Team, *Pro Football Weekly* All-AFC, *Levitra Play of the Week* (26-yard INT return for a TD against Cincinnati in Week 4), AFC Defensive Player of the Week (Week 10), Selected to the Pro Bowl

LB Joey Porter

Associated Press All-Pro Second Team, *Pro Football Weekly* All-AFC, AFC Defensive Player of the Week (Week 8), Selected to the Pro Bowl

K Jeff Reed

AFC Special Teams Player of the Week (Week 17), AFC Special Teams Player of the Month (Dec./Jan.)

QB Ben Roethlisberger

Associated Press Offensive Rookie of the Year, *Sports Illustrated* Rookie of the Year, *The Sporting News* Rookie of the Year, PFW/PFWA Offensive Rookie of the Year, *Football Digest* Offensive Rookie of the Year, PFW/PFWA All-Rookie Team, Pepsi Rookie of the Year, Pepsi NFL Rookie of the Week (Weeks 3-6, 8, 9, 11, 13 & 16), AFC Offensive Player of the Week (Week 6), NFL Rookie of the Month (October), Joe Greene Great Performance Award

RB Duce Staley

Steelers Walter Payton Man of the Year

DE Kim von Oelhoffen

Levitra Play of the Week (21-yard fumble recovery vs. Dallas in Week 6)

WR Hines Ward

Associated Press All-Pro Second Team, AFC Player of the Month (September), Selected to the Pro Bowl

DE Aaron Smith

Selected to the Pro Bowl

OT Marvel Smith

Selected to the Pro Bowl

BILL
COWHER

2005

HEAD COACH Bill Cowher

Sunday ESPN NFL Primetime Game Ball (Week 7)

RB Jerome Bettis

FedEx Ground Player of the Week (Week 14), AFC Offensive Player of the Week (Week 14), Sunday ESPN NFL Primetime Game Ball (Week 14)

OG Alan Faneca

Associated Press All-Pro First Team, *Pro Football Weekly* All-NFL Team, *Pro Football Writers' "The Chief Award"*, Selected to the Pro Bowl

NT Casey Hampton

Co-Steelers MVP, Selected to the Pro Bowl

S Chris Hope

USA Today All-Joe Team

FB Dan Kreider

USA Today All-Joe Team

TE Heath Miller

AFC Offensive Rookie of the Month (October), AFC Offensive Rookie of the Week (Week 8), Diet Pepsi NFL Rookie of the Week (Week 8), PFW/PFWA All-Rookie Team, Joe Greene Great Performance Award

RB Willie Parker

AFC Offensive Player of the Week (Week 1), FedEx Ground Player of the Week (Week 1)

S Troy Polamalu

Associated Press All-Pro Second Team, *Pro Football Weekly* All-NFL Team, Selected to the Pro Bowl

LB Joey Porter

Associated Press All-Pro Second Team, AFC Defensive Player of the Week (Week 16), Selected to the Pro Bowl

WR/PR Antwaan Randle El

Pro Football Weekly All-NFL Team (Punt Returner), *USA Today* All-Joe Team, Steelers Walter Payton Man of the Year

QB Ben Roethlisberger

Sunday ESPN NFL Primetime Game Ball (Wild Card Week), Sunday ESPN NFL Primetime Game Ball (Divisional Playoffs), Sunday ESPN NFL Primetime Game Ball (AFC Championship Week)

WR Hines Ward

Super Bowl XL MVP, Co-Steelers MVP, AFC Offensive Player of the Week (Week 10)

C Jeff Hartings

Selected to the Pro Bowl

Steelers Honors & Awards (2000-Present)

2006

QB Charlie Batch
Steelers Walter Payton Man of the Year
OG Alan Faneca
Associated Press All-Pro First Team, <i>Pro Football Weekly</i> All-NFL team, <i>Pro Football Weekly</i> All-AFC team, <i>USA Today Sports Weekly</i> All-Pro, Selected to the Pro Bowl
WR Antonio Holmes
Joe Greene Great Performance Award, Diet Pepsi NFL Rookie of the Week (Week 6), Diet Pepsi NFL Rookie of the Week (Week 11)
DE Brett Keisel
Co-recipient of the Pro Football Writers' "The Chief Award"
RB Willie Parker
Steelers MVP, AFC Offensive Player of the Week (Week 10), Selected to the Pro Bowl
S Troy Polamalu
AFC Defensive Player of the Week (Week 6), Selected to the Pro Bowl
CB Deshaea Townsend
Co-recipient of the Pro Football Writers' "The Chief Award"
NT Casey Hampton
Selected to the Pro Bowl

2007

HEAD COACH Mike Tomlin
Motorola Coach of the Week (Week 1), Motorola Coach of the Week (Week 3)
OG Alan Faneca
Associated Press All-Pro First Team, Pro Football Writers' "The Chief Award", PFW/PFWA All-AFC, Selected to the Pro Bowl
LB James Harrison
Steelers MVP, GMC Defensive Player of the Week (Week 9), AFC Defensive Player of the Month (November), Associated Press All-Pro Second Team, PFW/PFWA All-AFC, Selected to the Pro Bowl
RB Willie Parker
FedEx Ground Player of the Week (Week 8), PFW/PFWA All-AFC, Selected to the Pro Bowl
S Troy Polamalu
Associated Press All-Pro Second Team, Selected to the Pro Bowl
QB Ben Roethlisberger
FedEx Air Player of the Week (Week 9), FedEx Air Player of the Week (Week 16), AFC Offensive Player of the Week (Week 10), AFC Offensive Player of the Week (Week 16), Selected to the Pro Bowl
P Daniel Sepulveda
Joe Greene Great Performance Award, PFW/PFWA All-Rookie Team
CB Ike Taylor
AFC Defensive Player of the Week (Week 5), GMC Defensive Player of the Week (Week 5)
WR Hines Ward
Steelers Walter Payton Man of the Year
NT Casey Hampton
Selected to the Pro Bowl

2008

HEAD COACH Mike Tomlin
Motorola Coach of the Week (Week 5), Motorola Coach of the Week (Week 9), Motorola Coach of the Week (Week 13), Motorola Coach of the Year
DEFENSIVE COORDINATOR Dick LeBeau
<i>Pro Football Weekly</i> Assistant Coach of the Year, <i>USA Today</i> All-Joe Team Defensive Coordinator
ASSISTANT COACH Keith Butler
<i>Pro Football Weekly</i> Linebackers Coach of the Year
LB Patrick Bailey
Joe Greene Great Performance Award
S Tyrone Carter
AFC Defensive Player of the Week (Week 17), GMC Sierra Defensive Player of the Week (Week 17)
S Ryan Clark
Ed Block Courage Award, Pro Football Writers' "The Chief Award", <i>USA Today</i> All-Joe Team
LB James Farrior
Associated Press All-Pro Second Team, Selected to the Pro Bowl
LB Larry Foote
<i>USA Today</i> All-Joe Team
LB James Harrison
Steelers MVP, Associated Press Defensive Player of the Year, Associated Press All-Pro First Team, PFW/PFWA Defensive Player of the Year, PFW/PFWA All-NFL, PFW/PFWA All-AFC, <i>The Sporting News</i> All-Pro, <i>Sports Illustrated</i> All-Pro, NFL Alumni Linebacker of the Year, GMC Sierra Defensive Player of the Year, AFC Defensive Player of the Week (Week 11), GMC Sierra Defensive Player of the Week (Week 13), Selected to the Pro Bowl
C Justin Hartwig
<i>USA Today</i> All-Joe Team
WR Antonio Holmes
Super Bowl XLIII MVP
TE Heath Miller
<i>USA Today</i> All-Joe Team
RB Willie Parker
AFC Offensive Player of the Week (Week 1)
S Troy Polamalu
Associated Press All-Pro First Team, AFC Defensive Player of the Week (Week 2), GMC Sierra Defensive Player of the Week (Week 2), <i>Pro Football Weekly</i> Midseason All-Pro Team, PFW/PFWA All-NFL, PFW/PFWA All-AFC, <i>The Sporting News</i> All-Pro, <i>Sports Illustrated</i> All-Pro, Selected to the Pro Bowl
K Jeff Reed
AFC Special Teams Player of the Week (Week 4)
QB Ben Roethlisberger
AFC Offensive Player of the Week (Week 5), FedEx Air Player of the Week (Week 5)
DE Aaron Smith
AFC Defensive Player of the Week (Week 15), <i>USA Today</i> All-Joe Team
CB Deshaea Townsend
GMC Sierra Defensive Player of the Week (Week 14)
WR Hines Ward
Steelers Walter Payton Man of the Year
LB LaMarr Woodley
GMC Sierra Defensive Player of the Week (Week 1), GMC Sierra Defensive Player of the Week (Week 7)

Steelers Honors & Awards (2000-Present)

2009

S Tyrone Carter
AFC Defensive Player of the Week (Week 9)
LB James Farrior
Pro Football Writers' "The Chief Award"
LB James Harrison
AFC Defensive Player of the Week (Week 5), AFC Defensive Player of the Month (October), <i>Pro Football Weekly's</i> Mid-Season All-Pro Team, Selected to the Pro Bowl
RB Rashard Mendenhall
AFC Offensive Player of the Week (Week 4)
K Jeff Reed
AFC Special Teams Player of the Week (Week 1)
QB Ben Roethlisberger
Steelers MVP, AFC Offensive Player of the Week (Week 15)
WR Mike Wallace
Joe Greene Great Performance Award, Pepsi NFL Rookie of the Week (Week 9), Pepsi NFL Rookie of the Week (Week 15)
OT Max Starks
Steelers Walter Payton Man of the Year
WR Hines Ward
Ed Block Courage Award
LB LaMarr Woodley
AFC Defensive Player of the Week (Week 16), Selected to the Pro Bowl
NT Casey Hampton
Selected to the Pro Bowl
TE Heath Miller
Selected to the Pro Bowl

2010

S Troy Polamalu
Steelers MVP, <i>Pro Football Weekly's</i> Midseason All-Pro Team, AFC Defensive Player of the Week (Week 13), AFC Defensive Player of the Week (Week 14), Steelers MVP and Walter Payton Man of the Year, <i>Sporting News' All-Pro</i> Defense, NFL 101 AFC Defensive Player of the Year, Associated Press All-Pro First Team, AP NFL Defensive Player of the Year, <i>Sports Illustrated</i> All-Pro, Selected to the Pro Bowl
LB James Harrison
AFC Defensive Player of the Week (Week 2), <i>Pro Football Weekly's</i> Midseason All-Pro Team, <i>Sporting News' All-Pro</i> Defense, Associated Press All-Pro First Team, PF/W/PFWA All-NFL Team, Selected to the Pro Bowl
C Maurice Pouncey
<i>Pro Football Weekly's</i> Midseason All-Pro Team, Joe Greene Great Performance Award, <i>Sporting News' All-Rookie</i> Team, PF/W/PFWA All-Rookie, Selected to the Pro Bowl
QB Ben Roethlisberger
Pro Football Writers' "The Chief Award", AFC Offensive Player of the Week (Week 17)
LB Lawrence Timmons
AFC Defensive Player of the Week (Week 6), <i>Pro Football Weekly's</i> Midseason All-Pro Team, <i>Sports Illustrated</i> All-Pro
WR Emmanuel Sanders
AFC Special Teams Player of the Week (Week 7)
DE Brett Keisel
Selected to the Pro Bowl

2011

WR Antonio Brown
AFC Special Teams Player of the Week (Week 12), Steelers MVP, Selected to the Pro Bowl
LB James Farrior
Pro Football Writers' "The Chief Award"
OT Marcus Gilbert
Joe Greene Great Performance Award
DE Brett Keisel
Steelers Walter Payton Man of the Year
RB Rashard Mendenhall
AFC Offensive Player of the Week (Week 6)
TE Heath Miller
USA Football's All-Fundamentals Team
S Troy Polamalu
<i>Pro Football Weekly's</i> Midseason All-Pro Team, AFC Defensive Player of the Week (Week 17), Associated Press All-Pro First Team, <i>Pro Football Weekly/Professional Football Writers of America's</i> All-NFL Team, Selected to the Pro Bowl
C Maurice Pouncey
Associated Press All-Pro First Team, <i>Pro Football Weekly/Professional Football Writers of America's</i> All-NFL Team, Selected to the Pro Bowl
QB Ben Roethlisberger
AFC Offensive Player of the Week (Week 5), AFC Offensive Player of the Week (Week 8), FedEx Air & Ground Player of the Week (Week 8), Selected to the Pro Bowl
LB LaMarr Woodley
AFC Defensive Player of the Month (October), <i>Pro Football Weekly's</i> Midseason All-Pro Team
S Ryan Clark
Selected to the Pro Bowl
LB James Harrison
Selected to the Pro Bowl
WR Mike Wallace
Selected to the Pro Bowl

2012

G Willie Colon
Ed Block Courage Award
K Shaun Suisham
AFC Special Teams Player of the Week (Week 5), AFC Special Teams Player of the Week (Week 13)
S Ryan Clark
Steelers Walter Payton Man of the Year
TE Heath Miller
Steelers MVP, Selected to the Pro Bowl
CB Ike Taylor
AFC Defensive Player of the Week (Week 9 at Giants)
C Maurice Pouncey
2012 USA Football's All-Fundamentals Team, Associated Press All-Pro Second Team, <i>Sporting News</i> All-Pro, Selected to the Pro Bowl
NT Casey Hampton
Pro Football Writers' "The Chief Award"
OT Mike Adams
Joe Greene Great Performance Award
LS Greg Warren
2012 USA Football's All-Fundamentals Team
LB Lawrence Timmons
<i>Sports Illustrated</i> All-Pro
QB Charlie Batch
Byron "Whizzer" White Award (NFLPA)

Steelers Honors & Awards (2000-Present)

2013

QB Ben Roethlisberger

AFC Offensive Player of the Week (Week 11), FedEx Air Player of the Week (Week 11), AFC Offensive Player of the Month (November), Steelers Walter Payton Man of the Year

K Shaun Suisham

AFC Special Teams Player of the Week (Week 7)

TE Heath Miller

Ed Block Courage Award

S Troy Polamalu

AFC Defensive Player of the Week (Week 12), Selected to the Pro Bowl

RB Le'Veon Bell

Joe Greene Great Performance Award, Pepsi Next NFL Rookie of the Week (Week 16)

CB Ike Taylor

Pro Football Writers' "The Chief Award"

WR Antonio Brown

Steelers MVP 2014, Associated Press All-Pro Second Team, PFWA All-AFC Team, Selected to the Pro Bowl

WR Jericho Cotchery

USA Today All-Joe Team

2014

QB Ben Roethlisberger

AFC Offensive Player of the Week (Week 8), AFC Offensive Player of the Week (Week 9), FedEx Air Player of the Week (Week 9), Selected to the Pro Bowl, Selected to the Pro Bowl

RB Le'Veon Bell

FedEx Ground Player of the Week (Week 3), FedEx Ground Player of the Week (Week 11), AFC Offensive Player of the Week (Week 14), Steelers MVP Associated Press All-Pro First Team, PFWA All-NFL Team, PFWA All-AFC Team, PFWA Most Improved Player of the Year, NFL 101 AFC Co-Offensive Player of the Year, FedEx Ground Player of the Year, NFL.com Fantasy Player of the Year, ESPN.com AFC North Most Valuable Player, Selected to the Pro Bowl

WR Antonio Brown

Special Teams Player of the Week (Week 17), Offensive Player of the Month (December), Associated Press All-Pro First Team, PFWA All-NFL Team, PFWA All-AFC Team, NFL 101 AFC Co-Offensive Player of the Year, ESPN.com AFC North Offensive Player of the Year, Dapper Dan Sportsman of the Year, Selected to the Pro Bowl

C Maurkice Pouncey

Associated Press All-Pro First Team, Selected to the Pro Bowl

DT Cameron Heyward

Pro Football Writers' "The Chief Award"

WR Martavis Bryant

Joe Greene Great Performance Award

CB William Gay

Steelers Walter Payton Man of the Year

LB Sean Spence

Ed Block Courage Award

LB Lawrence Timmons

Associated Press All-Pro Second Team, Selected to the Pro Bowl

2015

QB Ben Roethlisberger

AFC Offensive Player of the Week (Week 2), AFC Offensive Player of the Week (Week 10), FedEx Air Player of the Week (Week 10), FedEx Air Player of the Week (Week 13), FedEx Air Player of the Week (Week 15), Selected to the Pro Bowl

WR Antonio Brown

Castrol Edge Clutch Performer of the Week (Week 9), AFC Special Teams Player of the Week (Week 13), AFC Offensive Player of the Month (November), AFC Offensive Player of the Week (Week 15), Castrol Edge Clutch Performer of the Week (Week 15), AFC Offensive Player of the Month (December/January), Associated Press All-Pro First Team, *Sporting News* All-Pro, All-NFL Team and All-AFC Team, NFL.com Fantasy Player of the Year, Courtyard's Greatness on the Road Award, Selected to the Pro Bowl

G David DeCastro

Associated Press All-Pro First Team, All-AFC Team, Selected to the Pro Bowl

RB DeAngelo Williams

FedEx Ground Player of the Week (Week 9), FedEx Ground Player of the Week (Week 13)

DT

Cameron Heyward

Steelers Walter Payton Man of the Year

G Ramon Foster

Pro Football Writers' "The Chief Award"

CB William Gay

Ed Block Courage Award

K Chris Boswell

AFC Special Teams Player of the Week (Week 6), AFC Special Teams Player of the Month (December/January)

LB Bud Dupree

Joe Greene Great Performance Award, Gil Brandt's NFL All-Rookie Team

2016

RB Le'Veon Bell

Associated Press All-Pro Second-Team, PFWA All-AFC Team, Steelers' MVP, AFC Offensive Player of the Month (December/January), AFC Offensive Player of the Week (Week 14), FedEx Ground Player of the Week (Week 14), Courtyard's Greatness on the Road™ Award, Selected to the Pro Bowl

WR Antonio Brown

Associated Press All-Pro First-Team, PFWA All-NFL Team, PFWA All-AFC Team, *Sporting News* All-Pro, Castrol Edge Clutch Performer of the Week (Week 16), Selected to the Pro Bowl

G David DeCastro

Associated Press All-Pro Second-Team, Selected to the Pro Bowl

RB DeAngelo Williams

AFC Offensive Player of the Week (Week 1), FedEx Ground Player of the Week (Week 1)

QB Ben Roethlisberger

AFC Offensive Player of the Week (Week 4), FedEx Air Player of the Week (Week 5), Selected to the Pro Bowl

DE Stephen Tuitt

AFC Defensive Player of the Week (Week 11)

LB Ryan Shazier

Selected as a Pro Bowl Alternate

C Maurkice Pouncey

Ed Block Courage Award, Selected to the Pro Bowl

LB Arthur Moats

Pro Football Writers' "The Chief Award"

S Sean Davis

Joe Greene Great Performance Award, Gil Brandt's NFL All-Rookie Team

Steelers Honors & Awards (2000-Present)

2017

QB Ben Roethlisberger

AFC Offensive Player of the Week (Week 14), FedEx Air Player of the Week (Week 14), Selected to the Pro Bowl

RB Le'Veon Bell

FedEx Ground Player of the Week (Week 4), AFC Offensive Player of the Week (Week 6), AFC Offensive Player of the Month (December), Associated Press All-Pro First-Team (Flex), Associated Press All-Pro Second-Team (RB), PFWA All-NFL and All-AFC Team, Selected to the Pro Bowl

WR Antonio Brown

AFC Offensive Player of the Week (Week 11), Catrol Edge Clutch Performer of the Week (Week 12), Steelers MVP Associated Press All-Pro First-Team, PFWA All-NFL and All-AFC Team, Selected to the Pro Bowl

G David DeCastro

Pro Football Writers "The Chief Award", Associated Press All-Pro First-Team, PFWA All-NFL and All-AFC Team, Selected to the Pro Bowl

C Maurkice Pouncey

PFWA All-AFC Team, Selected to the Pro Bowl

T Alejandro Villanueva

PFWA All-AFC Team, Selected to the Pro Bowl

FB Roosevelt Nix

Selected as a Pro Bowl Alternate

WR JuJu Smith-Schuster

Joe Green Great Performance Award, AFC Offensive Player of the Week (Week 8), AFC Special Teams Player of the Week (Week 17), PFWA All-Rookie Team

DT Cameron Heyward

AFC Defensive Player of the Week (Week 4), AFC Defensive Player of the Week (Week 12), Associated Press All-Pro First-Team, Selected as a Pro Bowl Alternate

LB Ryan Shazier

PFWA All-AFC Team, Selected to the Pro Bowl

CB Artie Burns

Ed Block Courage Award

CB Mike Hilton

AFC Offensive Player of the Week (Week 16)

LB T.J. Watt

PFWA All-Rookie Team

K Chris Boswell

AFC Special Teams Player of the Week (Week 13), Selected to the Pro Bowl

2018

WR Antonio Brown

Pro Bowl Selection

RB James Conner

Pro Bowl Selection, FedEx Ground NFL Player of the Week (Week 1), AFC Offensive Player of the Week (Week 8), AFC Offensive Player of the Month (October), FedEx Ground NFL Player of the Week (Week 8)

G David DeCastro

Pro Bowl Selection

S Terrell Edmunds

Joe Greene Great Performance Award

CB Joe Haden

Pro Football Writers' "The Chief Award", AFC Defensive Player of the Week (Week 15)

DT Cameron Heyward

Pro Bowl Selection

C Maurkice Pouncey

Pro Bowl Selection, Associated Press All-Pro Second Team, PFWA All-AFC Team

QB Ben Roethlisberger

AFC Offensive Player of the Week (Week 3), AFC Offensive Player of the Week (Week 10)

RB Jaylen Samuels

Pepsi Rookie of the Week (Week 15)

LB Ryan Shazier

Ed Block Courage Award

WR JuJu Smith-Schuster

Steelers' MVP, Selected as a Pro Bowl alternate

OT Alejandro Villanueva

Pro Bowl Selection

LB T.J. Watt

AFC Defensive Player of the Week (Week 1), AFC Defensive Player of the Week (Week 5), Selected as a Pro Bowl alternate

2019

LB Devin Bush

AFC Defensive Player of the Week (Week 6), PFWA All-Rookie Team, Joe Greene Great Performance Award

RB James Conner

Ed Block Courage Award, Art Rooney Sportmanship Award Nominee, AFC Offensive Player of the Week (Week 8)

G David DeCastro

Salute to Service Award Nominee, Selected to the Pro-Bowl

LB Bud Dupree

AFC Defensive Player of the Week (Week 9)

S Minkah Fitzpatrick

Selected to the Pro-Bowl, Associated Press First Team All-Pro, Sporting News All-Pro, PFWA All-NFL Team, PFWA All-AFC Team

CB Joe Haden

Selected as a Pro Bowl Alternate

DT Cameron Heyward

Dapper Dan Sportsman of the Year, PFWA "The Chief Award", Selected to the Pro-Bowl, Associated Press First Team All-Pro, Sporting News All-Pro, PFWA All-NFL Team, PFWA All-AFC Team

WR Dontae Johnson

AFC Special Teams Player of the Week (Week 14), Associated Press Second Team All-Pro, PFWA All-AFC Team

C Maurkice Pouncey

Selected to the Pro-Bowl, Walter Payton Man of the Year Nominee

LB T.J. Watt

Steelers' MVP, Selected to the Pro-Bowl, AFC Defensive Player of the Month (November), Associated Press First Team All-Pro, Sporting News All-Pro, PFWA All-NFL Team, PFWA All-AFC Team



MINAH FITZPATRICK

Steelers Honors & Awards (2000-Present)



"THE CHIEF AWARD" WINNERS

1988	Dan Rooney	2004	Jerome Bettis
1989	Dwayne Woodruff	2005	Alan Faneca
1990	Merril Hoge	2006	Brett Keisel
1991	Gerald Williams		Deshea Townsend
1992	Tunch Ilkin	2007	Alan Faneca
1993	D.J. Johnson	2008	Ryan Clark
1994	Rod Woodson	2009	James Farrior
1995	Levon Kirkland	2010	Ben Roethlisberger
1996	Chad Brown	2011	James Farrior
1997	Darren Perry	2012	Casey Hampton
1998	Jerome Bettis	2013	Ike Taylor
1999	Lee Flowers	2014	Cameron Heyward
2000	Jerome Bettis	2015	Ramon Foster
	Deshea Townsend	2016	Arthur Moats
2001	Lee Flowers	2017	David DeCastro
2002	Hines Ward	2018	Joe Haden
2003	Mike Logan	2019	Cameron Heyward

"JOE GREENE GREAT PERFORMANCE AWARD" WINNERS

1984	WR	Louis Lipps	2003	S	Troy Polamalu
1985	P	Harry Newsome	2004	QB Ben Roethlisberger	
1986	LB	Anthony Henton	2005	TE	Heath Miller
1987	CB	Delton Hall	2006	WR	Santonio Holmes
1988	RB	Warren Williams	2007	P	Daniel Sepulveda
1989	SS	Carnell Lake	2008	LB	Patrick Bailey
1990	TE	Eric Green	2009	WR	Mike Wallace
1991	TE	Adrian Cooper	2010	C Maurice Pouncey	
1992	FS	Darren Perry	2011	OT	Marcus Gilbert
1993	LB	Chad Brown	2012	OT	Mike Adams
1994	RB	Bam Morris	2013	RB	Le'Veon Bell
1995	QB	Kordell Stewart	2014	WR	Martavis Bryant
1996	FB	Jon Witman	2015	LB Bud Dupree	
1998	OG	Alan Faneca	2016	S	Sean Davis
1999	WR	Troy Edwards	2017	WR JuJu Smith-Schuster	
2000	FB	Dan Kreider	2018	S Terrell Edmunds	
2001	LB	Kendrell Bell	2019	LB Devin Bush	
2002	OG	Kendall Simmons			

STEELERS MVPs

1969	WR	Roy Jefferson
1970	DT	Joe Greene
1971	LB	Andy Russell
1972	RB	Franco Harris
1973	WR	Ron Shanklin
1974	S	Gen Edwards
1975	CB	Mel Blount
1976	LB	Jack Lambert
1977	QB	Terry Bradshaw
1978	QB	Terry Bradshaw
1979	WR	John Stallworth
1980	SS	Donnie Shell
1981	LB	Jack Lambert
1982	CB	Dwayne Woodruff
1983	PK	Gary Anderson
1984	WR	John Stallworth
1985	WR	Louis Lipps
1986	LB	Bryan Hinkle
1987	LB	Mike Merriweather
1988	LB	David Little
	CB	Rod Woodson
1989	WR	Louis Lipps
1990	CB	Rod Woodson
1991	LB	Greg Lloyd
1992	RB	Barry Foster
1993	CB	Rod Woodson
1994	LB	Greg Lloyd
1995	QB	Neil O'Donnell
1996	RB	Jerome Bettis
1997	RB	Jerome Bettis
1998	LB	Levon Kirkland
1999	LB	Levon Kirkland
2000	RB	Jerome Bettis
2001	QB	Kordell Stewart
2002	LB	Joey Porter
	WR	Hines Ward
2003	WR	Hines Ward
2004	LB	James Farrior
2005	NT	Casey Hampton
	WR	Hines Ward
2006	RB	Willie Parker
2007	LB	James Harrison
2008	LB	James Harrison
2009	QB	Ben Roethlisberger
2010	S	Troy Polamalu
2011	WR	Antonio Brown
2012	TE	Heath Miller
2013	WR	Antonio Brown
2014	RB	Le'Veon Bell
2015	WR	Antonio Brown
2016	RB	Le'Veon Bell
2017	WR	Antonio Brown
2018	WR	JuJu Smith-Schuster
2019	LB	T.J. Watt

Current players in bold.


Steelers All-Time Roster

A

Adeniyi, Oluosunkanmi [LB], Toledo	2018-19
Abercrombie, Walter [RB], Baylor	1982-87
Adamchik, Ed [T], Pitt	1967
Adams, Bob [TE], Pacific	1969-71
Adams, Flozell [OT], Michigan State	2010
Adams, Mike [OT], Ohio State	2012-15
Adams, Mike [WR], Texas	1997
Adams, Paul [C], Morehead Teachers	1947
Agajanian, Ben [K], New Mexico	1945
Alban, Dick [E], Northwestern	1956-59
Alberghini, Tom [G], Holy Cross	1945
Albrecht, Art [C/OT], Wisconsin	1942
Alderton, John [E], Maryland	1953
Alexander, Brent [S], Tennessee State	2000-03
Allen, Brian [CB], Utah	2017-18
Allen, Chuck [LB], Washington	1970-71
Allen, Cortez [CB], The Citadel	2011-15
Allen, Dwane [LB], Santa Ana	1965
Allen, Jim [DB], UCLA	1974-77
Allen, Lou [T], Duke	1950-51
Allen, Marcus [S], Penn State	2018-19
Allen, Will [S], Ohio State	2010-15
Alley, Don [WR], Adams State	1969
Allred, John [TE], Southern Cal.	2002
Alston, Lyneal [WR], Southern Mississippi	1987
Alualu, Tyson [DE], Cal	2017-19
Andabaker, Rudy [G], Pitt	1952, 54
Anderson, Anthony [RB], Temple	1979
Anderson, Art [T], Idaho	1963
Anderson, Chet [E], Minnesota	1967
Anderson, Fred [DE], Prairie View A&M	1978
Anderson, Gary [K], Syracuse	1982-94
Anderson, Jesse [TE], Miss. State	1992
Anderson, Larry [DB], Louisiana Tech	1978-81
Anderson, Melvin [WR], Minnesota	1987
Anderson, Ralph [DB], West Texas State	1971-72
Apke, Steve [LB], Pitt	1987
Archer, Dri [WR/RB], Kent State	2014-15
Arndt, Al [G], South Dakota State	1935
Arndt, Dick [T], Idaho	1967-70
Arnfelt, Brian [DE], Northwestern	2013
Arnold, David [CB], Michigan	1989
Arnold, Jahine [WR], Fresno State	1996-98
Arnold, Jay [QB], Texas	1941
Artman, Corwan [T], Stanford	1933
Asbury, Willie [B], Kent State	1966-68
Askson, Burt [DE], Texas Southern	1971
Atkinson, Frank [T], Stanford	1963
August, Steve [OT], Tulsa	1984
Augusterfer, Gene [B], Catholic U.	1935
Austin, Ocie [DB], Utah State	1970-71
Avery, Steve [FB], Northern Michigan	1994-95
Aydelette, Buddy [OT/C], Alabama	1987
Ayers, Demarcus [WR], Houston	2016

B

Badar, Rich [QB], North Carolina	1967
Bahr, Matt [K], Penn State	1979-80
Bailey, Henry [WR], UNLV	1997-98
Bailey, Patrick [LB], Duke	2008-09
Bailey, Rodney [DE], Ohio State	2001-03, 06
Baker, Conway [T], Centenary	1944



Baker, Dallas [WR], Florida	2008	Berhe, Nat (S), San Diego State	2018
Baker, Ed [E], Washington State	1953	Bernet, Ed [E], SMU	1955
Baker, John [E], N. Carolina College	1963-67	Berry, Jordan [P], Eastern Kentucky	2015-19
Baker, Tim [WR], Texas Tech	2001	Best, Greg [S], Kansas State	1983
Baldacci, Lou [B], Michigan	1956	Bettis, Jerome [RB], Notre Dame	1996-05
Ballman, Gary [B], Michigan State	1962-66	Bettis, Tom [LB], Purdue	1962
Balog, Bob [C], Denver	1949-50	Billock, Frank [G], St. Mary's of Minnesota	1937
Banaszak, John [DE/DT], Eastern Michigan	1975-81	Bingham, Craig [LB], Syracuse	1982-84, 87
Bankston, Warren [RB], Tulane	1969-72	Binotto, John [B], Duquesne	1942
Banner, Zach [T], Southern Cal.	2019	Bishop, Don [B], Los Angeles College	1958-59
Barbolak, Pete [T], Purdue	1949	Bishop, Harold [TE], Louisiana State	1998
Barnes, Johnnie [WR], Hampton	1995	Bivins, Charles [B], Morris Brown	1967
Barnes, Reggie [LB], Oklahoma	1993	Blackledge, Todd [QB], Penn State	1988-89
Barnett, Tom [B], Purdue	1959-60	Blackwell, Will [WR], San Diego State	1997-01
Barron, Mark [LB], Alabama	2019	Blake, Antwon [CB], UTEP	2013-15
Barry, Fred [DB], Boston College	1970	Blankenship, Brian [G], Nebraska	1987-91
Bartaanen, Jim [C], Michigan	1938	Blankenship, Greg [LB], Cal. St. (Hay.)	1976
Bartlett, Earl [B], Centre	1939	Bleier, Rocky [RB], Notre Dame	1968, 1970-80
Basilio, Marchi [C], NYU	1934	Blount, LeGarrette [RB], Oregon	2014
Basrak, Mike [C], Duquesne	1937-38	Blount, Mel [CB], Southern	1970-83
Bassi, Dick [G], Santa Clara	1941	Bohannon, Fred [S/CB], Miss. Valley State	1982
Batch, Baron [RB], Texas Tech	2011-12	Boiman, Rocky [LB], Notre Dame	2009
Batch, Charlie [QB], Eastern Michigan	2002-12	Bolkovac, Nick [T], Pitt	1953-54
Battaglia, Marco [TE], Rutgers	2002	Bond, Randall [QB], Washington	1939
Battle, Arnaz [WR], Notre Dame	2010-11	Bonelli, Ernie [B], Pitt	1946
Battles, Ainsley [S], Vanderbilt	2000, 04	Bono, Steve [QB], UCLA	1987-88
Beachum, Kelvin [T/G], SMU	2012-15	Booth, Clarence [B], SMU	1944
Beams, Byron [T], Notre Dame	1959-60	Boswell, Chris [K], Rice	2015-19
Beasley, Tom [DE/DT], Virginia Tech	1978-83	Botkin, Kirk [TE], Arkansas	1996-97
Beatty, Charles [DB], North Texas State	1969-72	Boures, Emil [C/G], Pitt	1982-86
Beatty, Ed [C], Mississippi	1957-61	Bova, Tony [E], St. Francis 1942, 43, 44, 45	45-47
Becker, Wayne [E], Marquette	1939	Bowers, R.J. [RB], Grove City	2001
Behning, Mark [OT], Nebraska	1986	Bowman, Bill [B], William & Mary	1957
Bell, Kendrick [LB], Georgia	2001-04	Boyd, Sam [E], Baylor	1939-40
Bell, Le'Veon [RB], Michigan State	2013-17	Boykin, Brandon [CB], Georgia	2015
Bell, Myron [S], Michigan State	1994-97, 2000-01	Boyle, Jim [OT], Tulane	1987-88
Bell, Richard [RB], Nebraska	1990	Boyle, Shorty [E]	1934
Bell, Theo [WR], Arizona	1976, 78-80	Bradley, Ed [LB], Wake Forest	1972-75
Bentley, Albert [RB], Miami (Fla.)	1992	Bradshaw, Charles [T], Baylor	1961-66
Berger, Mitch [P], Colorado	2008	Bradshaw, Jim [B], Chattanooga	1963-67

● Steelers combined with Philadelphia Eagles ○ Steelers combined with Chicago Cardinals.

Steelers All-Time Roster



**JAMES
CONNER**

Bradshaw, Terry [QB], La. Tech	1970-83	Bryant, Hubie [WR], Minnesota	1970	Canale, Rocco [G], Boston College	1943●
Brady, Jeff [LB], Kentucky	1991	Bryant, Martavis [WR], Clemson	2014-17	Capers, Wayne [WR], Kansas	1983-84
Brady, Pat [B], Nevada	1952-54	Bucek, Felix [G], Texas A&M	1946	Capizzi, Jason (OT), Indiana (Pa.)	2007-08
Brandau, Art [C], Tennessee	1945-46	Buckner, Brentson [DE], Clemson	1994-96	Capp, Dick [E], Boston College	1968
Brandt, Jim [B], St. Thomas	1952-54	Buda, Carl [G], Tulsa	1945	Cara, Dom [E], North Carolina State	1937-38
Bray, Maurice [T], SMU	1935-36	Buggs, Isaiah [DL], Alabama	2019	Cardwell, Joe [T], Duke	1937-38
Breedlove, Rod [LB], Maryland	1965-68	Bulkich, Rudy [QB], Southern Cal.	1960-61	Carpenter, Preston [E], Arkansas	1960-63
Breedon, Bill [B], Oklahoma	1937	Bulger, Chester [T], Auburn	1944●	Carr, Gregg [LB], Auburn	1985-88
Breen, Gene [LB], Virginia Tech	1965-66	Bullock, Randy [K], Texas A&M	2016	Carter, Chris [LB], Fresno State	2011-13
Brett, Ed [E], Washington State	1936-37	Bullocks, Amos [B], Southern Illinois	1966	Carter, Rodney [RB], Purdue	1987-89
Brewster, Pete [E], Purdue	1959-60	Burleson, John [G], SMU	1933	Carter, Tyrone [S], Minnesota	2004-09
Brister, Bubby [QB], Northeast La.	1986-92	Burnett, Joe (CB), Florida	2009	Cash, Keith [TE], Texas	1991
Britt, Jessie [WR], North Carolina A&T	1986	Burnett, Len [DB], Oregon	1961	Casper, Charles [QB], TCU	1935
Britt, Ralph [TE], North Carolina State	1987	Burnett, Morgan [S], Georgia Tech.	2018	Catano, Mark [DE/DT], Valdosta State	1984-85
Brooks, Barrett [T], Kansas State	2003-05	Burnette, Tom [B], North Carolina	1938	Cenci, John [C], Pitt	1956
Brooks, Dorian (G), James Madison	2010	Burns, Artie [CB], Miami (FL)	2016-19	Chamberlain, Garth [G], BYU	1945
Broussard, Fred [C], Texas A&M	1955	Burrell, John [E], Rice	1962-64	Chandoinis, Lynn [B], Michigan State	1950-56
Brovelli, Angelo [QB], St. Mary's (Cal.)	1933-34	Burress, Plaxico [WR], Michigan State 2000-04, 2012-13	2012, 2013	Cheatham, Ernest [T], Loyola	1954
Brown, Antonio (WR), Central Michigan	2010-18	Bush, Devin [LB], Michigan	2019	Cherry, Edgar [B], Hardin-Simmons	1939
Brown, Anthony [T], Utah	1999	Butler, Bill [DB/KR], Chattanooga	1961	Cherundolo, Chuck [C], Penn State 1941-42, 45-48	1941-42, 45-48
Brown, Chad [LB], Colorado	1993-96, 06	Butler, Crezdon (CB), Clemson	2010	Chickillo, Anthony [LB], Miami	2015-19
Brown, Chris [CB/S], Notre Dame	1984-85	Butler, Drew [P], Georgia	2012	Christy, Dick [B], North Carolina State	1958
Brown, Curtis [CB], Texas	2011-13	Butler, Jack [B], St. Bonaventure	1951-59	Cibulas, Joe [T], Duquesne	1945
Brown, Dante [RB], Memphis	2003-04	Butler, Jim [B], Edward Waters	1965-67	Cicccone, Ben [C], Duquesne	1934-35
Brown, Dave [DB], Michigan	1975	Butler, John [B], Tennessee	1943-44	Cichowski, Gene [B], Indiana	1957
Brown, Dee [RB], Syracuse	2003	Bykowski, Frank [G], Purdue	1940	Cifelli, Gus [T], Notre Dame	1954
Brown, Ed [QB], San Francisco	1962-65			Cifers, Bob [QB], Tennessee	1947-48
Brown, Ernie [DL], Syracuse	1999			Clack, Jim [C/G], Wake Forest	1971-77
Brown, J. B. [DB], Maryland	1997	Butler, John [B], Tennessee	1943-44	Clancy, Kendrick [NT], Mississippi	2000-04
Brown, John [T], Syracuse	1967-72	Cabrelli, Larry [E], Colgate	1943●	Clark, Jim [B], Pitt	1933-34
Brown, Justin [WR], Oklahoma	2014	Cain, Deon [WR], Clemson	2019	Clark, Mike [K], Texas A&M	1964-67
Brown, Kris [K], Nebraska	1999-01	Calgaine, Ralph [T], Pennsylvania	1947	Clark, Reggie [LB], North Carolina	1994
Brown, Lance [CB], Indiana	1998-99	Caliguire, Dean [G/C], Pitt	1991-92	Clark, Ryan [S], LSU	2006-13
Brown, Larry (TE/OT), Kansas	1971-84	Call, John [B], Colgate	1959	Clark, Spark [RB], Akron	1987
Brown, Levi [OT], Penn State	2013	Calland, Lee [DB], Louisville	1969-72	Clay, John [RB], Wisconsin	2011
Brown, Tom [E], William & Mary	1942	Calloway, Chris [WR], Michigan	1990-91	Clayton, Harvey [CB], Florida State	1983-86
Brown, William [QB], Texas Tech	1945	Calvin, Tom [B], Alabama	1952-54	Clear, Cameron [TE], Texas A&M	2015
Browning, Greg [E], Denver	1947	Cameron, Paul [B], UCLA	1954	Clement, Henry [TE], North Carolina	1961
Bruder, Henry [QB], Northwestern	1940	Campbell, Bob [RB], Penn State	1969	Clement, John [B], SMU	1946-48●
Bruener, Mark [TE], Washington	1995-03	Campbell, Don [T], Carnegie Tech	1939-41	Cline, Jackie [DE], Alabama	1987
Brumbaugh, Boyd [B], Duquesne	1939-41	Campbell, Glenn [E], Emporia State	1935	Cline, Tony [TE], Stanford	1999
Brumfield, Jim [RB], Ind. St. (Ind.)	1971	Campbell, John [LB], Minnesota	1965-69	Clinkscales, Joey [WR], Tennessee	1987-88
Brundage, Dewey [E], Brigham Young	1954	Campbell, Leon [B], Arkansas	1955	Coates, Sammie [WR], Auburn	2015-16
Bruno, Fred [B], Ohio State	1956-57	Campbell, Ray [LB], Marquette	1958-60	Cobb, Marvin [DB], Southern Cal.	1970
Bruny, John [P], Penn State	1987	Campbell, Russ [TE], Kansas State	1992	Cobb, Patrick [RB], North Texas	2006
Bryant, Corbin (DE), Northwestern	2011	Campbell, Scott [QB], Purdue	1984-86	Cockrell, Ross [CB], Duke	2015-16
Bryant, Fernando (CB), Alabama	2008	Canaday, Kameron [LS], Portland State	2017-19	Codie, Nakia [S], Baylor	2000
				Colclough, Ricardo [CB], Tusculum	2004-06
				Cole, Robin [LB], New Mexico	1977-87
				Cole, Terry [B], Indiana	1970
				Coleman, Andre [WR], Kansas St.	1997-98
				Collier, Mike [RB], Morgan State	1975
				Collier, Reggie [QB], So. Mississippi	1987
				Collins, Jack (RB), Texas	1962
				Colon, Willie [OT] Hofstra	2006-12
				Colquitt, Craig [P], Tennessee	1978-81, 83-84
				Combs, Chris [DE], Duke	2000-01
				Compagno, Tony [B], St. Mary's of Calif.	1946-48
				Compton, Dick [E], McMurry	1967-68
				Conaway, Doug [T], TCU	1952
				Condit, Merlyn [B], Carnegie Tech	1940, 46
				Conley, Steve [LB], Arkansas	1996-98
				Conn, Dick [DB], Georgia	1974
				Connelly, Mike [C], Utah State	1968
				Conner, James [RB], Pitt	2017-19

● Steelers combined with Philadelphia Eagles ○ Steelers combined with Chicago Cardinals.

Steelers All-Time Roster


Conrad, Chris [T], Fresno State	1998-99	Davis, Dave [WR], Tennessee State	1973	Echols, Terry [LB], Marshall	1984
Conti, Enio [G], Bucknell	1943	Davis, Henry [LB], Grambling	1970-73	Edge, Shayne [P], Florida	1996
Coomer, Joe [T], Austin	1941, 45-46	Davis, Lorenzo [WR], Youngstown State	1990	Edmunds, Terrell [S], Virginia Tech.	2018-19
Cooper, Adrian [TE], Oklahoma	1991-93	Davis, Paul [QB], Otterbein	1947-48	Edmunds, Trey [RB], Maryland	2018-19
Cooper, Marquis [LB], Washington	2006-07	Davis, Robert [E], Penn State	1946-50	Edwards, Dave [S], Illinois	1985-87
Cooper, Sam [T], Geneva	1933	Davis, Russell [RB], Michigan	1980-83	Edwards, Glen [DB], Florida A&M	1971-77
Cordileone, Lou [G], Clemson	1962-63	Davis, Sam [G], Allen	1967-79	Edwards, Troy [WR], Louisiana Tech	1999-01
Corley, Anthony [RB], Nevada-Reno	1984	Davis, Sean [S], Maryland	2016-19	Elder, Donnie [CB], Memphis State	1986
Coronado, Bob [E], Pacific	1961	Davis, Steve [QB], Delaware State	1972-74	Elliott, Jayrone [LB], Toledo	2019
Cotchery, Jericho [WR], North Carolina State	2011-13	Davis, Travis [S], Notre Dame	1999	Elliott, Jim [K], Presbyterian	1967
Cotton, Russell [B], Texas Mines	1942	Dawkins, Tommy [DE], Appalachian State	1987	Ellstrom, Marv [B], Oklahoma	1935
Courson, Steve [G], South Carolina	1978-83	Dawson, Dermontti [C], Kentucky	1988-00	Elter, Leo [B], Duq. and Villa.	1953-54, 58-59
Cousino, Brad [LB], Miami (Ohio)	1987	Dawson, Len [QB], Purdue	1957-59	Emmons, Carlos [LB], Arkansas State	1996-99
Craft, Russ [B], Alabama	1954	DeCarbo, Nick [G], Duquesne	1933	Engelbretsen, Paul [G], Northwestern	1933
Cregar, William [G], Holy Cross	1947-48	DeCarlo, Art [B], Georgia	1953	Engles, Rick [P], Tulsa	1987
Crennel, Carl [LB], West Virginia	1970	DeCastro, David [G], Stanford	2012-19	Erenberg, Rich [RB], Colgate	1984-86
Critchfield, Larry [G], Grove City	1933	Dekker, Jon [TE], Princeton	2007-08	Ernest, Paul [P], Northern Arizona	2008
Croft, Winfield [G], Utah	1936	Deloplane, Jack [RB], Salem (W.Va.)	1972-79	Essex, Trai [T], Northwestern	2005-11
Cromartie-Smith, Damon [S], UTEP	2011-12	Demko, George [T], Appalachian State	1961	Euhus, Tim [TE], Oregon State	2006
Cropper, Marshall [E], Maryland	1967-69	Dempsey, John [T], Bucknell	1934	Evans, Donald [DE], Kentucky	1990-93
Cunningham, Bennie [TE], Clemson	1976-85	DePascal, Carmine [E], Wichita	1945	Evans, Jon [E], Oklahoma A&M	1958
Curriuan, Don [E], Boston College	1944	DePaul, Henry [G], Duquesne	1945	Evans, Ray [QB], Kansas	1948
Curry, Roy [B], Jackson State	1963	Derby, Dean [B], Washington	1957-61	Everett, Thomas [FS], Baylor	1987-91
Cushing, Matt [TE], Illinois	1999, 2000-04	Dess, Darrell [G], North Carolina State	1958		
Cuthbert, Randy [RB], Duke	1993-94	Dial, Buddy [E], Rice	1959-63		

D

Dafney, Bernard, [OL], Tennessee	1996	Dickey, Charlie [G], Arizona	1987	Faneca, Alan [G], Louisiana State	1998-07
Daigle, Anthony [RB], Fresno State	1994	Dicks, Chuck [WR], Arkansas	1973	Fangupo, Hebronn [DT], Brigham Young	2012-13
Dalley, Ted [E], Pitt	1933	Didio, Mark [WR], Connecticut	1992	Farquhar, John [TE], Duke	1996
Dangerfield, Jordan [S], Towson	2016, 2018-19	Dirden, Johnnie [WR], Sam Houston State	1981	Farrar, Venice [B], North Carolina State	1938-39
Daniel, Willie [B], Mississippi State	1961-66	Dixon, Dennis [QB], Oregon	2008-11	Farrion, James [LB], Virginia	2002-11
Davenport, Charles [WR], N. C. State	1992-94	Dobbs, Joshua [QB], Tennessee	2018	Farrell, Ed [B], Muhlenberg	1938
Davenport, Najeh [RB], Miami (Fla.)	2006-08	Dockery, John [DB], Harvard	1972-73	Farris, Kris [T], UCLA	1999
Davidson, Bill [B], Temple	1937-39	Dodrill, Dale [G], Colorado A&M	1951-59	Farrow, Shipley [QB], Iowa	1938
Davidson, Kenny [DE], Louisiana State	1990-93	Dodson, Les [B], Mississippi	1941	Faumui, Taase [DL], Hawaii	1994-95
Davis, Art [B], Mississippi State	1956	Doehring, John [B]	1935	Fedell, Steve [LB], Pittsburgh	1981-82
Davis, Bruce [LB], UCLA	2008	Doering, Chris [WR], Florida	2003-04	Feher, Nick [G], Georgia	1955
Davis, Carey (FB), Illinois	2007-09	Dolly, Dick [E], West Virginia	1941-45	Feiler, Matt [OL], Bloomsburg (PA)	2016-19
Davis, Charlie [DT], TCU	1974	Doloway, Cliff [E], Carnegie Tech	1935	Feniello, Garry [G], Wake Forest	1947
		Donnell, Allan [B], Duquesne	1941-42	Ferguson, Bob [B], Ohio State	1962-63
		Donnalley, Rick [C-G], North Carolina	1982-83	Ferry, Lou [T], Villanova	1952-55
		Dornbrook, Thom [G-C], Kentucky	1979	Fiala, John [LB], Washington	1998-02
		Douds, Forrest [T], Washington & Jefferson	1933-35	Fife, Ralph [C], Pitt	1946
		Dougherty, Bob [LB], Kentucky	1958	Figures, Deon [CB], Colorado	1993-96
		Douglas, Bob [B], Kansas State	1938	Fike, Dan [OL], Florida	1993
		Doyle, Dick [B], Ohio State	1955	Filchcock, Frank [QB], Indiana	1938
		Doyle, Ted [T], Nebraska	1938-42, 43	Finks, Jim [QB], Tulsa	1949-55
		Drunis, Al [B], Temple	1947	Finn, Mike [OT], Ark.-Pine Bluff	1993
		Druschel, Rick [G-OT], North Carolina State	1974	Finnney, BJ [C/G], Kansas State	2016-19
		Dudley, Bill [B], Virginia	1942, 45-46	Fisher, Doug [LB], San Diego State	1969-70
		Duffy, Roger [C-G], Penn State	1998-01	Fisher, Everett [B], Santa Clara	1940
		Dugan, Len [C], Wichita	1939	Fisher, Ray [T], Eastern Illinois	1959
		Duggan, Gil [T], Oklahoma	1944	Fiske, Max [B], DePaul	1936-39
		Duhart, Paul [B], Florida	1945	Fitzpatrick, Minkah [S], Alabama	2019
		Dunaway, Craig [TE], Michigan	1973	Flanagan, Dick [G], Ohio State	1953-55
		Dungy, Tony [DB], Minnesota	1977-78	Flowers, Erik [DE], Louisiana State	2003
		Dunn, David [WR], Fresno State	1998	Flowers, Lee [DB], Georgia Tech	1995-02
		Dunn, Gary [DT-NT], Miami (Fla.)	1977-87	Foggie, Fred [CB], Minnesota	1994
		Dupree, Bud [LB], Kentucky	2015-19	Folkins, Lee [E], Washington	1965
		Dutton, Bill [B], Pitt	1946	Foltz, Vernon [C], St. Vincent	1945
		Dwyer, Jonathan (RB), Georgia Tech	2010-13	Footo, Larry [LB], Michigan	2002-08, 2010-13

E

Eason, Nick (DE), Clemson	2007-10
Eaton, Vic [QB], Missouri	1955



BUDDY DIAL

• Steelers combined with Philadelphia Eagles ○ Steelers combined with Chicago Cardinals.

Steelers All-Time Roster

Fort, L.J. [LB], Northern Iowa	2015-18	Goodman, John [DE/DT], Oklahoma	1981-85	Hamilton, Ray [TE], Iowa	2015
Foruria, John [B], Idaho	1967-68	Goodson, John [P], Texas	1982	Hampton, Casey [NT], Texas	2001-12
Foster, Barry [RB], Arkansas	1990-94	Gorinski, Walt [B], LSU	1946	Hanlon, Bob [B], Loras	1949
Foster, Ramon [G], Tennessee	2009-19	Gowdy, Cornell [CB], Morgan State	1987-88	Hanneinan, Craig [DE], Oregon State	1972-73
Fournet, Sid [G], LSU	1957	Gothard, Preston [TE], Alabama	1985-88	Hanratty, Terry [QB], Notre Dame	1969-75
Fox, Keyaron, (LB), Georgia Tech	2008-10	Gowdy, Cornell [CB], Morgan State	1987-88	Hanson, Tom [B], Temple	1938
Francis, Sam [B], Nebraska	1939	Grabinski, Ted [C], Duquesne	1939-40	Hargrave, Javon [NT], South Carolina State	2016-19
Frank, Joe [T], Georgetown	1943	Gradkowski, Bruce [QB], Toledo	2013-15	Harkey, Lem [B], Emporia	1955
Frazier, Andre [LB], Cincinnati	2005, 07-09	Graff, Neil [QB], Wisconsin	1976-77	Harper, Maurice [C], Austin	1941
Freeman, Lorenzo [NT/DT], Pitt	1987-90	Graham, Jeff [WR], Ohio State	1991-93	Harris, Bill [E], Hardin-Simmons	1937
French, Ernest [S], Alabama A&M	1972	Graham, Ken [DB], Washington State	1970	Harris, Franco [RB], Penn State	1972-83
Frketch, Len [T], Penn State	1945	Graham, Kent [QB], Ohio State	2000	Harris, Josh [RB], Wake Forest	2014
Fuamatu-Ma'afala, Chris [RB], Utah	1998-02	Graham, Shayne (K), Virginia Tech	2013	Harris, Lou [B], Kent State	1968
Fugler, Dick [T], Tulane	1952	Grant, Doran [CB], Ohio State	2015	Harris, Ryan [OT], Notre Dame	2016
Fuller, Randy [DB], Tennessee State	1995-97	Gravelle, Gordon [OT], BYU	1972-76	Harris, Sunny [DE], Oregon	2009-10
Fullerton, Ed [B], Maryland	1953	Graves, Ray [C], Tennessee	1943	Harris, Tim [RB], Washington State	1983
Fuqua, John [B], Morgan State	1970-76	Graves, Tom [LB], Michigan State	1979	Harrison, Arnold [LB], Georgia	2006-09
Furness, Steve [DT], Rhode Island	1972-80	Gray, Sam [E], Tulsa	1946-47	Harrison, James [LB], Temple	2002, 04-12, 14-17
G					
Gage, Bob [B], Clemson	1949-50	Green, Bob [K], Florida	1960-61	Harrison, Nolan [DE], Indiana	1997-99
Gagner, Larry [G], Florida	1966-69	Green, Eric [TE], Liberty	1990-94	Harrison Reggie [RB], Cincinnati	1974-77
Gaines, Wentford [DB], Cincinnati	1978	Green, Isaiah [CB], Fresno State	2013	Harrison Richard [E], Boston College	1964
Galloway, Joey (WR), Ohio State	2009	Green, Ladarius [TE], UL Lafayette	2016	Harrison, Robert [LB], Oklahoma	1964
Gammon, Kendall [OL], Pittsburg State	1992-95	Greene, Joe [DT], North Texas State	1969-81	Hartings, Jeff [C], Penn State	2001-06
Gandy, Wayne [T], Auburn	1999-02	Greene, Kevin [LB], Auburn	1993-95	Hartley, Howard [B], Duke	1949-52
Gaona, Bob [T], Wake Forest	1953-56	Greene, Tracy [TE], Grambling	1995	Hartwig, Justin [C], Kansas	2008-09
Gardocki, Chris [P], Clemson	2004-06	Greenwood, L.C. [DE], Ark. AM&N	1969-81	Haselrig, Carlton [G], Pitt-Johnstown	1990-93
Garnaas, Wilford [B], Minnesota	1946-48	Griffin, Larry (CB/S), North Carolina	1987-93	Hastings, Andre [WR], Georgia	1993-96
Garrett, Reggie [WR], Eastern Michigan	1974-75	Grigas, John [B], Holy Cross	1944	Hawkins, Courtney [WR], Michigan State	1997-00
Garity, Gregg [WR], Penn State	1983	Grimble, Xavier [TE], Southern Cal.	2016-19	Hawkins, Jerald [OT], LSU	2016-17
Garvin, Terence [LB], West Virginia	2013-15	Grisham, Tyler (WR) Clemson	2009-10	Hawthorne, Greg [RB], Baylor	1979-83
Gary, Keith [DE], Oklahoma	1983-88	Gros, Earl [B], LSU	1967-69	Hayduk, Henry [G], Washington State	1935
Gasparella, Joe [QB], Notre Dame	1948, 50-51	Grossman, Randy [TE], Temple	1974-81	Hayes, Dick [LB], Clemson	1959-60, 62
Gauer, Charles [E], Colgate	1943	Gunderman, Bob [B], Virginia	1957	Hayes, Jonathan [TE], Iowa	1994-96
Gay, William (CB), Louisville	2007-11, 2013-17	Gunnels, Riley [T], Georgia	1956-66	Haynes, Verron [RB], Georgia	2002-07
Geason, Cory [TE], Tulane	2000, 01	H			
Geathers, Clifton [DE], South Carolina	2014-15	Haden, Joe [CB], Florida	2017-19	Hays, George [E], St. Bonaventure	1950-52
Gentry, Byron [G], Southern Cal.	1937-39	Hackney, Elmer [B], Kansas State	1941	Hebert, Ken [E & K], Houston	1968
Gentry, Zach [TE], Michigan	2019	Haden, Joe [CB], Florida	2017-19	Hegarty, Bill [T], Villanova	1953
George, Matt [K], Chapman	1998	Haggans, Clark [LB], Colorado State	2000-07	Held, Paul [QB], San Jose State	1954
Gerela, Roy [PK], New Mexico State	1971-78	Haggerby, Mike [G], Miami	1967-70	Heller, Warren [B], Pitt	1934-36
Gerl, Joe [B], Georgia	1949-51	Haines, Byron [B], Washington	1937	Henderson, Jon [B], Colorado State	1968-69
Gibson, Oliver [DT], Notre Dame	1995-98	Hairston, Russell [WR], Kentucky	1987	Hendley, Dick [QB], Clemson	1951
Gibson, Thaddeus [LB], Ohio State	2010	Haley, Dick [B], Pitt	1961-64	Henry, Kevin [DE], Mississippi State	1993-00
Gilbert, Justin [CB], Oklahoma State	2016	Hall, Delton [CB], Clemson	1987-91	Henry, Mike [LB], Southern Cal.	1959-61
Gilbert, Marcus [OT], Florida	2011-18	Hall, Ron [B], Missouri Valley	1959	Henry, Urban [T], Georgia Tech	1964
Gilbert, Ulysees [LB], Akron	2019	Haller, Alan [CB], Michigan State	1992, 93	Hensley, Dick [E], Kentucky	1952
Gildea, John [QB], St. Bonaventure	1935-37	Ham, Jack [LB], Penn State	1971-82	Henson, Ken [C], TCU	1965
Gildon, Jason [LB], Oklahoma State	1994-03	Hamilton, Cobi [WR], Arkansas	2016	Henton, Anthony [LB], Troy State	1986, 88
Gillespie, Scoop [RB], William Jewell	1984			Hewitt, Bill [E], Michigan	1943
Gilliam, Joe [QB], Tennessee State	1972-1975			Heyward, Cameron [DT], Ohio State	2011-19
Gilreath, David [WR], Wisconsin	2012				
Girard, Earl [B], Wisconsin	1957				
Glamp, Joe [B], LSU	1947-49				
Glass, Glenn [B], Tennessee	1962-63				
Glass, Park [C], Westminster	1947				
Glatz, Fred [E], Pitt	1956				
Glick, Gary [B], Colorado A&M	1956-59				
Goff, Clark [T], Florida	1940				
Golden, Robert [S], Arizona	2012-17				
Goldsmith, Bill [C], Emporia Tchrs	1947				
Golsen, Senquez [CB], Ole Miss	2015-16				
Gonda, George [B], Duquesne	1942				
Gonzalez, Pete [QB], Pitt	1998-99				

● Steelers combined with Philadelphia Eagles ○ Steelers combined with Chicago Cardinals.



Steelers All-Time Roster

Heyward-Bey, Darrius [WR], Maryland	2014-18	Howe, Garry [NT], Colorado	1992	Jones, Bruce [SS], Northern Alabama	1987
Hickey, Howard [E], Arkansas	1941	Howe, Glen [OT], So. Mississippi	1985	Jones, Donta [LB], Nebraska	1995-98
Hill, Derek [WR], Arizona	1989-90	Hoyer, Brian [QB], Michigan State	2012	Jones, Felix [RB], Arkansas	2013
Hill, Harlon [E], Florence State	1962	Hubbard, Cal [T], Geneva & Centenary	1936	Jones, Gary [S], Texas A&M	1990-91, 93-94
Hill, Jim [B], Tennessee	1955	Hubbard, Chris [G], UAB	2014-17	Jones, George [RB], San Diego State	1997
Hillebrand, Jerry [LB], Colorado	1968-70	Hubka, Gene [B], Bucknell	1947	Jones, Jacoby [KR/WR], Lane	2015
Hills, Tony [OT], Texas	2008-10	Huff, Alan [NT], Marshall	1987	Jones, Jarvis [LB], Georgia	2013-16
Hilton, John [E], Richmond	1965-69	Hughes, David [RB], Boise State	1986	Jones, Jim [G], Notre Dame	2004
Hilton, Mike [CB], Mississippi	2017-19	Hughes, Dennis [TE], Georgia	1970-71	Jones, Landry [QB], Oklahoma	2013-17
Hines, Glen Ray [OT], Arkansas	1973	Hughes, Dick [B], Tulsa	1957	Jones, Mike [LB], Missouri	2001, 02
Hinkle, Bryan [LB], Oregon	1982-93	Hughes, George [G], William & Mary	1950-54	Jones, Tevin [WR], Memphis	2019
Hinkle, John [B], Syracuse	1943	Hunter, Art [C], Notre Dame	1965	Jones, Victor [FB], Louisiana State	1993-94
Hinnant, Mike [TE], Temple	1988-89	Hunter, Hal [G], Pitt	1956	Jordan, Darin [LB], Northeastern	1988
Hinte, Hale [E], Pitt	1942	Hunter, Justin [WR], Tennessee	2017-18	Jorden, Tim [TE], Indiana	1992-93
Hinton, Chuck [T], North Carolina College	1964-71	Huntley, Richard [RB], Winston-Salem State	1998-00		
Hipps, Claude [B], Georgia	1952-53			K	
Hoague, Joe [B], Colgate	1941-42, 46			Kahler, Royal [T], Nebraska	1941
Hoak, Dick [B], Penn State	1961-70			Kakasic, George [G], Duquesne	1936-39
Hodges, Devlin [QB], Samford	2019	I		Kalina, Dave [WR], Miami (Fla.)	1970
Hoel, Bob [G], Minnesota	1935	Ilkin, Tunch [OT], Indiana State	1980-92	Kalis, Todd [G], Arizona State	1994
Hoffmann, Dave [LB], Washington	1993	Itzel, John [B], Pitt	1945	Kapele, John [T], BYU	1960-62
Hogan, Darrell [G], Trinity-Texas	1949-53	Ivy, Corey [CB], Oklahoma	2009	Kapinos, Jeremy [P], Penn State	2010-11
Hoge, Merrill [RB], Idaho State	1987-93	Ivy, Frank [E], Oklahoma	1940	Kaplan, Phil [G], Miami (Fla.)	1947
Hohn, Bob [B], Nebraska	1965-69	Ivy, Morty [LB], West Virginia	2011	Karcis, John [B], Carnegie Tech	1936-38
Hoke, Chris [DT], BYU	2001-11	Iwuoma, Chidi [CB], California	2002-06	Karpowich, Ed [T], Catholic U.	1936-39
Holcomb, Bill [T], Texas Tech	1937	Izo, George [QB], Notre Dame	1966	Karras, Ted [T], Indiana	1958-59
Holler, Ed [LB], South Carolina	1964			Kase, George [G], Duquesne	1939
Holliday, Corey [WR], North Carolina	1995-97	J		Kavel, George [B], Carnegie Tech	1934
Hollingsworth, Joe [B], East Kansas State	1949-51	Jackson, Alonzo [LB], Florida State	2003-04	Keating, Tom [DT], Michigan	1973
Holm, Bernard [B], Alabama	1933	Jackson, Earnest [RB], Texas A&M	1986-88	Keisel, Brett [DE], BYU	2002-14
Holmer, Walt [B], Northwestern	1933	Jackson, John [OT], Eastern Kentucky	1988-97	Keith, Craig [TE], Lenoir-Rhyne	1993-94
Holmes, Earl [LB], Florida A&M	1996-01	Jackson, Lenzie [WR], Arizona State	2001-02	Kelley, Jim [E], Notre Dame	1964
Holmes, Ernie [DT], Texas Southern	1972-77	James, Dan [T], Ohio State	1960-66	Kellum, Marv [LB], Wichita State	1974-76
Holmes, Mel [OT], N. Carolina A&T	1971-73	James, Jesse [TE], Penn State	2015-18	Kelly, Kameron [S], San Diego State	2019
Holmes, Santonio [WR], Ohio State	2006-09	Janecek, Clarence [G], Purdue	1933, 35	Kelsay, Chad [LB], Nebraska	1999
Holton, Johnny [WR], Cincinnati	2019	Jansante, Val [E], Duquesne	1946-51	Keisch, Mose [B], Christian	1933-34
Hood, Frank [B], Pitt	1933	Jarvi, Toimi [B], Northern Illinois	1945	Kemoetua, Chris [G], Utah	2006-11
Hood, Ziggy [DE], Missouri	2009-13	Jecha, Ralph [G], Northwestern	1956	Kemp, Jack [QB], Occidental	1957
Hope, Chris [S], Florida State	2002-05	Jefferson, Roy [E], Utah	1965-69	Kemp, Ray [T], Duquesne	1933
Hornick, Bill [T], Tulane	1947	Jelley, Tom [E], Miami	1951	Kenerson, John [G], Kentucky State	1962
		Jenkins, A.J. [LB/DE], Cal State-Fullerton	1989-90	Kerkorian, Gary [QB], Stanford	1952
		Jenkins, John [S], Pittsburgh	1998	Keys, Brady [B], Colorado State	1961-67
		Jenkins, Ralph [C], Clemson	1947	Kichefski, Walt [E], Miami	1940-42, 44
		Jeter, Tony [E], Nebraska	1966, 68	Kielbasa, Max [B], Duquesne	1946
		Johnson, Bill [DE], Michigan State	1995-96	Kiesling, Walt [G], St. Thomas	1937-38
		Johnson, Brandon [LB], Louisville	2012	Kick, George [B], Bucknell	1940, 45
		Johnson, Charles [WR], Colorado	1994-98	Killorin, Pat [C], Syracuse	1966
		Johnson, David [CB], Kentucky	1989-93	Kilroy, Frank [T], Temple	1943
		Johnson, David [TE], Arkansas State	2009-13, 16	Kimble, Frank [E], West Virginia	1945
		Johnson, Diantae [WR], Toledo	2019	King, Carlos [FB], North Carolina State	1998
		Johnson, Jason [WR], Illinois State	1979	King, Justin [CB], Penn State	2012
		Johnson, John Henry [B], Arizona State	1960-65	King, Phil [B], Vanderbilt	1964
		Johnson, Jovon [CB], Iowa	2006	Kirchner, Mark [OT], Baylor	1983
		Johnson, Malcolm [WR], Notre Dame	1999-00	Kirk, Ken [LB], Mississippi	1960
		Johnson, Norm [PK], UCLA	1995-98	Kirkland, Levon [LB], Clemson	1992-00
		Johnson, Rex [CB], Eastern Michigan	1978-84	Kirschke, Travis [DE], UCLA	2004-09
		Johnson, Steven [LB], Kansas	2016-17	Kish, Ben [B], Pitt	1943
		Johnson, Tim [DE/DT], Penn State	1987-89	Kissell, Ed [B], Wake Forest	1952-54
		Johnson, Troy [WR], Southern	1988	Klapstein, Earl [T], Pacific	1946
		Johnson, Wesley [OL], Vanderbilt	2014	Klein, Dick [T], Iowa	1961
		Johnson, Will [FB], West Virginia	2012-15	Klumb, John [E], Washington State	1940
		Johnston, Rex [B], Southern Cal.	1960	Knox, Darryl [LB], UNLV	1987
		Johnston, Chet [B], Elmhurst & Marquette	1939-40	Kohrs, Bob [LB], Arizona State	1981-85
		Johnston, Rex [B], Southern Cal.	1960	Kolb, Jon [OT], Oklahoma State	1969-81
		Jones, Aaron [DE/LB], E. Kentucky	1988-92		
		Jones, Art [B], Richmond	1941, 45		



• Steelers combined with Philadelphia Eagles ○ Steelers combined with Chicago Cardinals.

Steelers All-Time Roster

		P	
Mihalik, Brian [OT], Boston College	2016	Nicholas, Bob [T], Stanford	1965
Miles, Eddie [LB], Minnesota	1990	Nickel, Elbie [TE], Cincinnati	1947-57
Miller, Heath [TE], Virginia	2005-15	Nickerson, Hardy [LB], California	1987-92
Miller, Jim [QB], Michigan State	1995-96	Nicksich, George [G], St. Bonaventure	1950
Miller, Josh [P], Arizona	1996-03	Nisby, John [G], Pacific	1957-61
Miller, Tom [E], Hampden Sydney	1943 •	Nix, Kent [QB], TCU	1967-69
Mills, Ernie [WR], Florida	1991-96	Nix, Roosevelt [FB], Kent State	2015-19
Milons, Freddie [WR], Alabama	2003	Nixon, Mike [B], Pitt	1935
Minarik, Henry [E], Michigan State	1951	Nkweni, Mathias [OT], Temple	2001-03
Miner, Tom [E], Tulsa	1958	Noble, Leo [G], Penn State	1948-49
Mingo, Gene [K] no college	1969-70	Nofsinger, Terry [QB], Utah	1961-64
Minni, Frank [B], San Jose State	1949	Noppenberg, John [B], Miami	1940-41
Mitchell, Mike [S], Ohio	2014-17	Nosich, John [T], Duquesne	1938
Minter, Michael [DT], North Texas State	1987	Nua, Shaun [DE], BYU	2005
Moats, Arthur [LB], James Madison	2014-17	Nutter, "Buz" [C], VPI	1961-64
Modzelewski, Dick [T], Maryland	1955	Nuzum, Jerry [B], New Mex. A&M	1948-51
Modzelewski, Ed [B], Maryland	1952	O	
Moegle, Dick [B], Rice	1960	O'Brien, Fran [T], Michigan State	1966-67
Momsen, Tony [C], Michigan	1951	O'Brien, John [E], Florida	1954-56
Moncrief, Donte [WR], Mississippi	2019	O'Delli, Mel [B], Duquesne	1940 •, 45
Moore, Bill [B], Loyola of New Orleans	1933	Odum, Henry [RB], South Carolina State	1983
Moore, Lance [WR], Toledo	2014	O'Donnell, Neil [QB], Maryland	1990-95
Moore, Melwede [RB], Tulane	2008-11	Oehler, John [C], Purdue	1933-34
Moore, Red [G], Penn State	1947-49	Oelerich, John [B], St. Ambrose	1938
Morales, Gonzales [B], St. Mary's of California	1947-48	Okobi, Chukky [C/G], Purdue	2001-06
Morey, Sean [WR], Brown	2004-06	Olorafor, Chukwuma [OT], Western Michigan	2018-19
Morgan, Bob [B], New Mexico	1967-68	O'Leary, Dan [TE], Notre Dame	2002
Morgan, Quincy [WR], Kansas State	2005	Oldham, Chris [CB], Oregon	1995-99
Moriarty, Tom [S], Bowling Green	1970	Oldham, Ray [DB], Middle Tennessee St.	1978
Morrall, Earl [QB], Michigan State	1957-58	Olejniczak, Stan [T], Pitt	1935
Morris, Byron "Bam" [RB], Texas Tech	1994-95	Oliver, Clarence [DB], San Diego State	1969-70
Morris, John [B], Oregon	1960	Olsavsky, Jerry [LB], Pitt	1989-97
Morse, Steve [RB], Virginia	1975	Olsen, Eric [C], Notre Dame	2013
Moser, Rick [RB], Rhode Island	1978-79, 81-82	Olszewski, Al [E], Penn State & Pitt	1945
Mosher, Clure [C], Louisville	1942	O'Malley, Joe [E], Georgia	1956-57
Mosley, Norm [B], Alabama	1948	O'Neil, Bob [G], Notre Dame	1956-57
Moss, Paul [E], Purdue	1933	Oniskey, Dick [G], Chattanooga	1955
Motley, Marion [B], Nevada	1955	Opfar, Dave [DE/NT], Penn State	1987
Mott, Norm [B], Georgia	1934	Orlando, Bo [S], West Virginia	1998
Moye, Derek [WR], Penn State	2013	Orr, Jim [E], Georgia	1958-60
Mularkey, Mike [TE], Florida	1989-91	Ortmann, Chuck [QB], Michigan	1951
Mulleanaux, Lee [C], Northern Arizona	1935-36	O'Shea, Terry [TE], California (Pa.)	1989-90
Mullins, Gerry [G/OT], Southern Cal.	1971-79	Oswald, Paul [C], Kansas	1987
Mundy, Ryan [S], West Virginia	2009-12	Owens, Darrick [WR], Mississippi	1992
Murley, Dick [T], Purdue	1956		
Murphy, Tyler [WR/QB], Boston College	2015		
Murray, Earl [G], Purdue	1952		
Musulini, George, Pitt	1938		
Myslinski, Tom [OL], Tennessee	1996-97, 2000		
		N	
Nagler, Gern [E], Santa Clara	1959		
Naiota, John [B], St. Francis	1942, 45		
Nardi, Dick [B], Ohio State	1939		
Nelsen, Bill [QB], Southern Cal.	1963-67		
Nelson, Darrell [TE], Memphis State	1984-85		
Nelson, David [WR], Florida	2015		
Nelson, Edmund [NT/DE], Auburn	1982-87		
Nelson, Steven [CB], Oregon State	2019		
Nery, Carl [G], Duquesne	1940-41		
Newberry, Tom [G], Wisconsin-La Crosse	1995		
Newsome, Harry [P], Wake Forest	1985-89		
Niccolai, Armand [T/K], Duquesne	1934-42		
Nichols, Allen [B], Temple	1945		

• Steelers combined with Philadelphia Eagles • Steelers combined with Chicago Cardinals.



**JOE
PORTER**

Steelers All-Time Roster

Postus, Al [B], Villanova	1945	Roberts, John [B], Georgia	1934	Schweder, John [G], Penn	1951-55
Poteat, Hank [CB], Pitt	2000-02	Robinson, Adrian [LB], Temple	2012	Scobee, Josh [K], Louisiana Tech	2015
Pottios, Myron [LB], Notre Dame	1961-65	Robinson, Ed [LB], Florida	1994	Scollnik, Glenn [WR], Indiana	1973
Potts, Bill [B], Villanova	1934	Robinson, Gil [E], Catawba	1933	Scot, Wilbert [LB], Indiana	1961
Pough, Ernest [WR], Texas Southern	1976-77	Robinson, Jack [T], N.E. Missouri State	1938	Scott, Chad [CB], Maryland	1997-04
Pouncey, Maurice (C), Florida	2010-19	Robnett, Marshall (C), Texas A&M	1944-0	Scott, Chris (OT), Tennessee	2010-11
Pourandesh, Shar [T], Nevada	1999-00	Rodak, Mike [B], Western Reserve	1942	Scott, Jonathan (OT), Texas	2010-11
Powell, Tim [E], Northwestern	1966	Rodenhauser, Mark [LS/C], Illinois State	1998	Scudero, Joe [B], San Francisco	1960
Powers, John [E], Notre Dame	1962-66	Rodgers, John [TE], Louisiana Tech	1982-84	Seabaugh, Todd [LB], San Diego State	1984
Priatko, Bill [LB], Pitt	1957	Roethlisberger, Ben [QB], Miami (OH)	2004-19	Seabright, Charles [QB], West Virginia	1946-50
Putzler, Rollin [DT], Oregon	1988	Rogel, Fran [B], Penn State	1950-57	Seals, Ray [DE], no college	1994-95
Q		Rogers, Cullen [B], Texas A&M	1946	Searcy, Leon [OT], Miami (Fla.)	1992-95
Quate, Jesse [T], Pitt	1933-34	Rogers, Eil [WR], Louisville	2015-16, 2018	Sears, Vic [T], Oregon State	1943-6
Quick, Jerry [OT/G], Wichita State	1987	Rorison, Jim [T], Southern Cal.	1938	Sebastian, Mike [B], Pitt	1935
Quinn, Mike [QB], Stephen F. Austin	1997	Rosepink, Marty [G], Pitt	1947	Seigler, Richard [LB], Oregon State	2006
R		Ross, Oliver [OL], Iowa State	2000-04	Seltz, Warren [TE], Missouri	1986
Raborn, Carroll [C], SMU	1936-37	Rossum, Allen (PR/KR/CB), Notre Dame	2007	Semas, Bernard [B], Duquesne	1944-0
Rado, Alex [B], New River State	1934-35	Rostsky, Pete [OT], Connecticut	1984-86	Sensabach, Coty [CB], Clemson	2017-18
Rado, George [G], Duquesne	1935-37	Rouen, Tom [P], Colorado	2002	Sepulveda, Daniel (P), Baylor	2007-11
Radosevich, George [C], Pitt	1953	Rowley, Bob [LB], Virginia	1963	Sexton, Brent [DB], Elon	1977
Ragunas, Vince [B], VMI	1949	Rogers, John [DB], Michigan	1970-73	Shabazz, Al-Hajj [CB], West Chester (PA)	2016
Rainey, Chris [RB], Florida	2012	Royals, Mark [P], Appalachian State	1992-94	Shaffer, George [B], Washington & Jefferson	1933
Rajkovich, Pete [B], Detroit	1934	Roy, Orpheus [DE], Florida State	1996-99, 08	Shanklin, Ron [WR], North Texas State	1970-74
Randle El, Antwaan [WR], Indiana	2002-05, 2010	Royzell, Aubrey [LB], Delta State	1957	Sharp, Rick [T], Washington	1970-71
Randour, Hub, Pitt	1935	Rucinski, Ed [E], Indiana	1944-0	Shaw, Bobby [WR], California	1998-01
Rankin, Walt [B], Texas Tech	1944-0	Rudolph, Mason [QB], Oklahoma State	2019	Shazier, Ryan [LB], Ohio State	2014-17
Rasby, Walter [TE], Wake Forest	1994, 2004	Ruff, Guy [LB], Syracuse	1982	Sheffield, Chris [CB], Albany State	1986-87
Raskowski, Leo [T], Ohio State	1933	Ruple, Ernie [T], Arkansas	1968-69	Shell, Donnie [SS], South Carolina State	1974-87
Rasmussen, Randy (C-G), Minnesota	1984-86	Russell, Andy [LB], Missouri	1963, 1966-76	Shelton, Richard [CB], Liberty	1990-93
Ravotti, Eric [LB], Penn State	1994-96	Russell, Gary (RB), Minnesota	2007-08	Shepard, Charles [B], North Texas State	1956
Raybon, Israel [DE], North Alabama	1996	Ryan, Ed [E], St. Mary's (Cal.)	1948	Sheriff, Stan [LB], Cal. Polytech	1954
Reavis, Dave [OT], Arkansas	1974-75	S		Sherman, Alex [QB], Brooklyn	1943-6
Rechichar, Bert [B], Tennessee	1960	Sader, Steve [B] no college	1943-6	Sherman, Bob [B], Iowa	1964-65
Recutt, Ray [E], VMI	1943-6	Sadowski, Troy [TE], Georgia	1997-98	Shields, Burrell [B], John Carroll	1954
Redman, Isaac (RB), Bowie State	2010-12	Salata, Paul [E], Southern Cal.	1950-51	Shields, Scott [S], Weber State	1999-00
Reed, Jeff [K], North Carolina	2002-10	Sample, John [B], Maryland State	1961-62	Shiner, Dick [QB], Maryland	1968-69
Reeder, Dan [RB], Delaware	1986, 87	Samuel, Don [B], Oregon State	1949-50	Shipkey, Jerry [B], UCLA	1948-52
Reese, Jerry [DE], Kentucky	1988	Samuels, Jaylen [RB], NC State	2018-19	Shorter, Jim [B], Detroit	1969
Reger, John [LB], Pitt	1955-63	Samuelson, Carl [T], Nebraska	1948-51	Shugarts, Bret [DE], Indiana (Pa.)	1987
Reid, Willie (WR), Florida State	2006-07	Sanchez, Lupe [CB/KR], UCLA	1986-88	Shurtz, Hubert [T], LSU	1948
Renfro, Will [G], Memphis State	1960	Sandberg, Sigurd [T], Iowa Wesleyan	1935-37	Shy, Don [B], San Diego State	1967-68
Repko, Joe [T], Boston College	1946-47	Sandefur, Wayne [B], Purdue	1936-37	Simerson, John [T], Purdue	1958
Retkofsky, Jared (LS), TCU	2008-09	Sanders, Chuck [RB], Slippery Rock	1986-87	Simien, Tracy [LB], Texas Christian	1989
Reutershan, Randy (WR), Pitt	1978	Sanders, Emmanuel (WR), SMU	2010-13	Simington, Milt [B], Arkansas	1942
Reynolds, Billy [B], Pitt	1958	Sanders, John [G], SMU	1940-42	Simmons, Jason [CB], Arizona State	1998-01
Reynolds, Jim [B], Oklahoma A&M	1946	Sandig, Curt [B], St. Mary of Texas	1942	Simmons, Jerry [WR], Bethune-Cookman	1965-66
Rhodes, Don [T], W & J	1933	Sandusky, Mike [G], Maryland	1957-65	Simmons, Kendall [G], Auburn	2002-08
Ribble, Loran [G], Hardin-Simmons	1934-35	Sapp, Theron [B], Georgia	1963-65	Simms, Bob [E], Rutgers	1962
Ridley, Steven [RB], Louisiana State	2017-18	Sau, Bill [LB], Penn State	1964, 66-68	Simpson, Jack [B], Florida	1961-62
Richards, Perry [E], Detroit	1957	Saui, Sylvester [B], St. Olaf	1934	Simpson, Tim [G/C], Illinois	1994
Richardson, Hury [RB], Abilene Christian	2016	Saunders, Weslye [TE], South Carolina	2011	Sims, Darryl [DE], Wisconsin	1985-86
Richardson, Daryl (LB/DE), Florida	1991	Scales, Charles [B], Indiana	1960-61	Sinkovitz, Frank [C], Duke	1947-52
Richardson, Terry [RB], Syracuse	1996	Scarbath, Jack [QB], Maryland	1956	Sirochman, George [G], Duquesne	1942
Richmond, Rock [DB], Oregon	1987	Scales, Charles [B], Indiana	1960-61	Sites, Vince [E], Pitt	1936-37
Ricketts, Tom [OT], Pitt	1989-91	Scherer, Bernard [E], Nebraska	1939	Skansi, Paul [WR], Washington	1983
Riemersma, Jay [TE], Michigan	2003-04	Schiechi, John [C], Santa Clara	1941-42	Skladany, Joe [E], Pitt	1934
Rienstra, John [G], Temple	1986-90	Schmidt, John [C], Carnegie Tech	1940	Sklorich, Nick [G], Cincinnati	1946-48
Riffle, Dick [B], Albright	1941-42	Schmitz, Bob [LB], Montana State	1961-66	Skoronski, Ed [E], Purdue	1935-36
Riley, Avon [LB], UCLA	1987	Schneck, Mike [LS], Wisconsin	1999-04	Skulos, Mike [G], Washington & Jefferson	1938
Riley, Cameron [DB], Missouri	1987	Schnelker, Bob [E], Bowling Green	1961	Slater, Walt [B], Tennessee	1947
Rivera, Gabe [DT], Texas Tech	1983	Schuelke, Karl [B], Wisconsin	1939	Small, Fred [LB], Washington	1985
Rizzo, Tony, Duquesne	1938	Schultz, Eberle [G], Oregon State	1941-42	Smaltz, Joe [RB], John Carroll	1960-62
		Schwartz, Elmer [B], Wash. State	1933	Smith, Aaron [DE], Northern Colorado	1999-11
				Smith, Anthony [S], Syracuse	2006-08

• Steelers combined with Philadelphia Eagles ○ Steelers combined with Chicago Cardinals.

Steelers All-Time Roster

Smith, Ben [E], Alabama	1934-35	Stallworth, John [WR], Alabama A&M	1974-87	Suisham, Shaun (K), Bowling Green	2010-15
Smith, Billy Ray [T], Arkansas	1958-60	Stanley, Ron [LB], Michigan State	2006	Sullivan, Chris [DE], Boston College	2000
Smith, Bob [B], North Texas State	1966	Stanton, John [B], North Carolina State	1961	Sullivan, Frank [C], Loyola (New Orleans)	1940
Smith, Dave [WR], Indiana (Pa.)	1970-72	Stapleton, Darnell (G/C), Rutgers	2007-09	Sullivan, Robert [B], Holy Cross Iowa	1947
Smith, Jim [WR], Michigan	1977-82	Stark, Pat [B], Syracuse	1954-56	Summers, Frank (RB), UNLV	2009
Smith, Kevin [S], Rhode Island	1991	Stark, Rohin [P], Florida State	1995	Sutherland, Don [B], Ohio State	1959-60
Smith, Laverne [RB], Kansas	1977	Starks, Max [T], Florida	2004-12	Sutton, Cameron [CB], Tennessee	2017-19
Smith, Marvel [OT], Arizona State	2000-08	Starret, Ben [B], St. Mary's of California	1941	Sutton, Ricky [DL], Auburn	1993
Smith, Ron [QB], Richmond	1966	Station, Larry [LB], Iowa	1986	Swain, John [CB], Miami (Fla.)	1985-86
Smith, Steve [E], Michigan	1966	Stautner, Ernie [T], Boston College	1950-63	Swann, Lynn [WR], Southern Cal.	1974-82
Smith, Stu [QB], Bucknell	1937-38	Steed, Joel [NT], Colorado	1992-99	Sweed, Limas (WR), Texas	2008-10
Smith, Truett [QB], Wyoming & Mississippi St.	1950-51	Steele, Ernie [B], Washington	1943●	Sweeney, Calvin [WR], Southern Cal.	1980-87
Smith, Warren [T], Kansas Wes.	1948	Stehouwer, Ron [B], Colorado State	1960-64	Switzer, Ryan [WR], North Carolina	2018-19
Smith-Schuster, Juju [WR], Southern Cal.	2017-19	Stenger, Brian [LB], Notre Dame	1969-72	Sweeney, Jim [C/G], Pitt	1996-99
Smith, Ray [OT], Wisconsin	1984-85	Stenn, Paul [T], Villanova	1947	Sydnor, Willie [WR/KR], Syracuse	1982
Snell Jr., Benny [RB], Kentucky	2019	Stephens, Jamain [OT], North Carolina A&T	1996-98	Sylvester, Stevenson (LB), Utah	2010-13
Snow, David [C/G], Texas	2013	Stephens-Howling, LaRod [RB], Pittsburgh	2013	Szot, Walter [T], Bucknell	1949-50
Snyder, Bill [G], Ohio U.	1934-35	Steward, Dennis [B], Ursinus	1943●		
Sodaski, John [DB], Villanova	1970	Stewart, Kordell [QB], Colorado	1995-02		
Soleau, Bob [LB], William & Mary	1964	Stingily, Byron [OT], Louisville	2015		
Solomon, Ariel [G/OT], Colorado	1991-95	Stock, John [E], Pitt	1956	Ta'amu, Alameda [NT], Washington	2012
Somers, George [T], LaSalle	1941-42	Stock, Mark [WR], Virginia Military	1989	Tanguay, Jim [B], NYU	1933
Sorce, Ross [T], Georgetown	1945	Stofko, Ed [B], St. Francis	1945	Tarasovic, George [E], LSU	1952-53, 56-63
Sortet, Wilbur [E], West Virginia	1933-40	Stone, Dwight [WR/RB/KR], Middle Tennessee State	1987-94	Tate, Ben [RB], Auburn	2014
Souchak, Frank [E], Pitt	1939	Stoudt, Cliff [QB], Youngstown State	1977-83	Tatum, Jesse [E], North Carolina State	1938
Spaeth, Matt (TE), Minnesota	2007-10, 2013-15	Stough, Glen [T], Duke	1945	Taylor, Ike [CB], Louisiana-Lafayette	2003-14
Spann, Chad [RB], Northern Illinois	2012	Stowe, Tyronne [LB], Rutgers	1987-90	Taylor, Jim [LB], Baylor	1956
Spence, Sean [LB], Miami	2012-15, 17	Strand, Eli [G], Iowa State College	1966	Taylor, Mike [T], Southern Cal.	1968-69
Spencer, Todd [RB], Sothern Cal.	1984-85	Strom, Rick [QB], Georgia Tech	1989-93	Tepe, Lou [C], Duke	1953-55
Spillane, Robert [LB], Western Michigan	2019	Strosser, Walter	1942	Terry, Nat [CB], Florida State	1988
Spinks, Jack [G], Alcorn A&M	1952	Strugar, George [T], Washington	1962	Tesser, Ray [E], Carnegie Tech	1933-34
Spizak, Charley [QB], Carnegie Tech	1938	Strutt, Art [B], Duquesne	1935-36	Tharpe, Larry [OT], Tennessee State	2000
St. Pierre, Brian [QB], Boston College	2003-04, 06-07	Stryzinski, Dan [P], Indiana	1990-91	Thelwell, Ryan [WR], Minnesota	1999
Staat, Jeremy [DE], Arizona State	1998-00	Strzelczyk, Justin [OT], Maine	1990-99	Thigpen, Yancey [WR], Winston-Salem State	1992-97
Staggers, Jon [WR], Missouri	1970-71	Stuivaints, Russell [S], Youngstown State	2003-05	Thomas, Ben [DE/DT], Auburn	1988
Stai, Brenden [G], Nebraska	1995-99	Suhey, Steve [G], Penn State	1948-49	Thomas, Cam [DT], North Carolina	2014-15
Staley, Duce [RB], South Carolina	2004-06	Sulima, George [E], Boston U.	1952-54	Thomas, Clendon [B], Oklahoma	1962-68
				Thomas, J.T. [CB/S], Florida St.	1973-77, 79-81
				Thomas, Shamarko [S], Syracuse	2013-16
				Thomas, Matthew [LB], Florida State	2013-18
				Thompson, Clarence [B], Minnesota	1937-38
				Thompson, Donnel [LB], Wisconsin	2000
				Thompson, Leroy [RB], Penn State	1991-93
				Thompson, Tommy [QB], Tulsa	1940
				Thompson, Weggie [WR], Florida State	1984-89
				Thornton, Sidney [RB], Northwestern La.	1977-82
				Thurbon, Bob [B], Pitt	1943● 44●
				Tiller, Morgan [E], Denver	1945
				Timmons, Lawrence (LB), Florida State	2007-16
				Tinsley, Sid [B], Clemson	1945
				Titus, George [C], Holy Cross	1946
				Titus, Silas [E], Holy Cross	1945
				Todman, Jordan [RB], Connecticut	2015
				Toews, Loren [LB], California	1973-83
				Tomasetti, Lou [B], Bucknell	1939-40
				Tomasic, Andy [B], Temple	1942-46
				Tomczak, Mike [QB], Ohio State	1993-99
				Tomlinson, Dick [G], Kansas	1950-51
				Tommerson, Clarence [B], Wisconsin	1938-39
				Tosi, John [B], Niagara	1939
				Totten, Erik [S], Western Washington	2002
				Toussaint, Fitzgerald [RB], Michigan	2015-17
				Townsend, Deshea [CB], Alabama	1998-08
				Tracy, Tom [B], Tennessee	1958-63
				Trout, Dave [PK], Pitt	1981, 87

● Steelers combined with Philadelphia Eagles ○ Steelers combined with Chicago Cardinals.

JUJU SMITH-SCHUSTER



Steelers All-Time Roster

STEPHON
TUITT

Tsoutsouvas, Lou [C], Stanford	1938
Tuggle, Anthony [CB/S], Nicholls State	1985, 87
Tuitt, Stephon [DE], Notre Dame	2014-19
Tuman, Jerome [TE], Michigan	1999-06
Turk, Dan [C], Wisconsin	1985-86
Turley, John [QB], Ohio Wesleyan	1935-36
Tylski, Rich [G], Utah State	2000-01
Tyrell, Tim [RB], Northern Illinois	1989

U

Urbik, Kraig [G], Wisconsin	2009
-----------------------------	------

V

Valentine, Zack [LB], East Carolina	1979-81
Van Dyke, Bruce [G], Missouri	1967-73
Van Dyke, DeMarcus [CB], Miami	2012
Vannett, Nick [TE], Ohio State	2019
Varrichione, Frank [T], Notre Dame	1955-60
Vaughan, John [QB], Indiana (Pa.)	1933-34
Veals, Elton [RB], Tulane	1984
Veasey, Craig [DL], Houston	1990-91
Velasco, Fernando [C/G], Georgia	2013
Ventrone, Ross [S], Villanova	2014-15
Vick, Mike [QB], Virginia Tech	2015
Victorian, Josh [CB], Louisiana Tech	2012
Vidoni, Vic [E], Duquesne	1935-36
Villanueva, Alejandro [OT], Army	2015-19
Vincent, Keydrick [G], Mississippi	2001-04
Vincent, Shawn [CB], Akron	1991
von Oelhoffen, Kim [DL], Boise State	2000-05
Voss, Lloyd [T], Nebraska	1966-71
Vrabel, Mike [LB], Ohio State	1997-00

W

Wade, Bob [DB], Morgan State	1968
Wade, Tom [QB], Texas	1964-65
Wager, Clint [E], St. Mary's Minn.	1944
Wagner, Mike [S], Western Illinois	1971-80
Walden, Bob [P], Georgia	1968-77
Walker, Sammy [CB], Texas Tech	1991-92
Wallace, Cody (G), Texas A&M	2013-16

Wallace, Mike (WR), Mississippi	2009-12	Williams, Nick [DE], Samford	2013
Wallace, Ray [RB], Purdue	1989	Williams, Ray [CB], Rhode Island	1987
Wallace, Ryan [LB], Temple	2005-06	Williams, Robert [S], Eastern Illinois	1974
Walsh, Bill [C], Notre Dame	1949-55	Williams, Sidney [LB], Southern	1969
Walton, L.T. [DE], Central Michigan	2015-18	Williams, Trae [CB], South Florida	2009
Ward, Hines [WR], Georgia	1998-11	Williams, Vince [LB], Florida State	2013-19
Warren, Bulst [B], Tennessee	1945	Williams, Warren [RB], Miami (Fl.)	1988-92
Warren, Greg [LS], North Carolina	2005-16	Williams, Willie [CB], Western Car.	1993-96, 2004-05
Warren, Xavier [DE/DT], Tulsa	1987	Williamson, Fred [B], Northwestern	1960
Washington, Anthony [CB], Fresno State	1981-82	Willis, Keith [DE], Northeastern	1982-87, 89-91
Washington, Clarence [DT], Arkansas AM & N	1969-70	Wilson, Bill [E], Gonzaga	1938
Washington, Dewayne [CB], N.C. State	1998-03	Wilson, Cedrick [WR], Tennessee	2005-07
Washington, James [WR], Oklahoma State	2018-19	Wilson, Frank [TE], Rice	1982
Washington, Nate [WR], Tiffin	2005-08	Wilson, Kion [LB], South Florida	2013
Washington, Robert [OT], Alcorn State	1987	Winfrey, Carl [LB], Wisconsin	1972
Washington, Sam [CB], Miss. Val. State	1982-85	Wing, Brad [P], LSU	2014
Watkins, Tom [B], Iowa State	1968	Wingle, Blake [G], UCLA	1983-85
Watson, Allen [K], Newport (Wales)	1970	Winston, Dennis [LB], Arkansas	1977-81, 85-86
Watson, Sid [B], Northeastern	1955-57	Withycombe, Mike [C], Fresno State	1991
Watson, Terrell [RB], Azusa Pacific	2017	Witman, Jon [FB], Penn State	1996-01
Watt, T.J. [LB], Wisconsin	2017-19	Wolf, Jim [DE], Prairie View	1974
Webb, B.W. [CB], William & Mary	2014	Wolffey, Craig [G/OT], Syracuse	1980-89
Webster, Elnardo [LB], Rutgers	1992	Wolford, Will [G/T], Vanderbilt	1996-98
Webster, George [LB], Michigan State	1972-73	Womack, Joe [B], Los Angeles State	1962
Webster, Mike [C], Wisconsin	1974-88	Woodard, Ken [LB], Tuskegee Institute	1987
Weed, Thurlow [K], Ohio State	1955	Woodley, David [QB], LSU	1984-85
Weinberg, Henry [G], Duquesne	1934	Woodley, LaMarr [LB], Michigan	2007-13
Weinstock, Izzy [B], Pitt	1937-38	Woodruff, Dwayne [CB], Louisville	1979-85, 87-90
Weisenbaugh, Henry [B], Pitt	1935	Woods, Al (DE), LSU	2011-13
Wells, Billy [B], Michigan State	1957	Woods, Donovan (LB), Oklahoma State	2008-09
Wendlick, Joe [E], Oregon State	1941	Woods, Rick [S/CB], Boise State	1982-86
Wenzel, Ralph [E], Tulane	1942	Woodson, Marv [B], Indiana	1964-69
Wenzel, Ralph [G], San Diego State	1966-70	Woodson, Rod [DB/KR], Purdue	1987-96
Westerman, Jamaal [LB], Rutgers	2013	Woolford, Donnell [CB], Clemson	1997
Westfall, Ed [B], Ohio Wesleyan	1933	Worlds, Jason [LB], Virginia Tech	2010-14
Whelan, Tom [B], Ohio State	1935	Worley, Tim [RB], Georgia	1989-91, 93
Wheaton, Markus [WR], Oregon State	2013-16	Woudenberg, John [T], Denver	1940-42
Wheeler, Ernie [B], North Dakota State	1939	Wren, Lowe [B], Missouri	1960
Whelan, Tom [B], Catholic U.	1933	Wright, Anthony [QB], South Carolina	1999
Whimper, Guy [OT], East Carolina	2013	Wukits, Al [C], Duquesne	1943●44-45
White, Byron [B], Colorado	1938	Wydo, Frank [T], Cornell	1947-51
White, Dwight [DE], East Texas State	1971-80		
White, Paul [B], Michigan	1947		
Whyte Jr., Kerrith [RB], Florida Atlantic	2019		
Wiehl, Joe [T], Duquesne	1935	Young, Al [WR], South Carolina State	1971-72
Wiggins, Paul [OT], Oregon	1997	Young, Dick [B], Chattanooga	1957
Wilburn, J. R. [WR], South Carolina	1966-70	Young, Theo [TE], Arkansas	1987
Wilcoats, Solomon [S], Colorado	1992	Young, Walter [WR], Illinois	2006
Wilcox, J.J. [S], Georgia Southern	2017	Younger, Paul [LB], Grambling	1958
Wiley, Jack [T], Waynesburg	1946-50	Yurchey, John [B], Duquesne	1940
Wilkinson, Eric [RB/WR], Kent State	1989		
Williams, Albert [LB], UTEP	1987		
Williams, Dave [WR], Washington	1973	Zaninelli, Silvio [B], Duquesne	1934-37
Williams, DeAngelo [RB], Memphis	2015-16	Zereoue, Amos [RB], West Virginia	1999-03
Williams, Don [G], Texas	1941	Zgonina, Jeff [DL], Purdue	1993-94
Williams, Eric [S], North Carolina State	1983-86	Zimmerman, Leroy [QB], San Jose State	1943●
Williams, Erwin [WR], Maryland State	1969	Zombek, Joe [E], Pitt	1954
Williams, Gerald [NT/DE], Auburn	1986-94	Zoppetti, Frank [B], Duquesne	1941
Williams, Jerro [LB], Purdue	1989-92	Zumwalt, Jordan [LB], UCLA	2014-15
Williams, Joe [LB], Grambling	1987		
Williams, Joe [B], Ohio State	1939		
Williams, John L. [FB], Florida	1994-95		

● Steelers combined with Philadelphia Eagles ○ Steelers combined with Chicago Cardinals.

Steelers All-Time Roster

ALL-TIME Head Coaches

Coach (Years)	Overall Record**
Austin, Bill (1966-68)	11-28-3 (.298)
Bach, Joe (1935-36, 52-53)	21-27-0 (.438)
Bell, Bert (1941)	0-2-0 (.000)
Cowher, Bill (1992-06)	161-99-1 (.619)
DiMello, Luby (1934)	2-10-0 (.167)
Donelli, Aldo (1941)	0-5-0 (.000)
Douglas, Forrest (1933)	3-6-2 (.364)
Kiesling, Walt (1939-40, 41-44*, 54-56)	30-55-5 (.361)
Leonard, Jim (1945)	2-8-0 (.200)
McNally, Johnny "Blood" (1937-39)	6-19-0 (.240)
Michelosen, Johnny (1948-51)	20-26-2 (.438)
Nixon, Mike (1965)	2-12-0 (.143)
Noll, Chuck (1969-1991)	209-156-1 (.572)
Parker, Raymond "Buddy" (1957-64)	51-47-6 (.519)
Sutherland, Jock (1946-47)	13-10-1 (.563)
Tomlin, Mike (2007-19)	141-81-1 (.635)
Total	682-591-22 (.535)

*Kiesling was co-head coach with Greasy Neale in 1943 (Phil-Pitt.) and with Phil Handler in 1944 (Card-Pitt.). **Record includes postseason.



ALL-TIME Assistant Coaches

Anderson, Ken	2007-09	Hackett, Walter	1969-70	Parilli, Babe	1971-73
April, Bobby	1994-95	Haley, Todd	2012-17	Patrick, Frank	1948
Archer, Mike	1996-02	Handler, Phil	•1944	Perles, George	1972-81
Arians, Bruce	2004-11	Harrison, Bob	1992-93	Perry, Darren	2003-06
Austin, Teryl	2019-20	Haslett, Jim	1997-99	Perry, Lowell	1957
Bach, Joe	1935-36	Hayes, Jay	1999-01	Plasman, Dick	1958-61
Ball, Herman	1955	Hefferle, Ernie	1965	Porter, Joey	2004-18
Bicknell, Jr., Jack	2013	Heinrich, Don	1966-68	Radakovich, Dan	1971, 74-77
Blackledge, Ron	1982-91	Henry, Jack	1990-91	Ramsey, Buster	1962-64
Bradley, Tom	2018-20	Hilliard, Ike	2020	Reese, Cad	1934-36
Bratkowski, Bob	1999-00	Hoak, Dick	1972-06	Riecke, Lou	1970-79
Brazil, Dave	1989-91	Hodgson, Pat	1992-95	Robinson, Willy	2001-03
Bridgers, John	1969	Horton, Ray	2004-10	Ronzani, Gene	1954
Butler, Jack	1961-63	Hughes, Jed	1984-88	Rooker, Harvey	1948
Butler, Keith	2003-20	Hunter, Hal	1985-88	Rooney, Daniel Martin	2015-2017
Canada, Matt	2020	Jackson, Kenny	2001-03	Rooney, JP	1934-35
Capers, Dom	1992-94	Jones, Amos	2007-12	Rust, Rod	1989
Carson, Bud	1972-77	Jones, Edgar	1953	Sarrett, Shaun	2012-20
Cherundolo, Charles	1948-57, 61	Keane, Tom	1965	Saxon, James	2014-18
Clements, Tom	2001-03	Kiesling, Walt	•1938-39, 41, 49-54, 57-61	Sherman, Ray	1998
Coley, Max	1969-71	Klemm, Adrian	2019-20	Skladany, Joseph	1947
Craft, Russ	1956	Kolb, Jon	1982-91	Skorich, Nick	1955-57
Cutley, David	1996-98	Kugler, Sean	2010-12	Smith, Danny	2013-20
Daniel, James	2004-20	Kuharich, Joe	1946	Snyder, Bob	1955
Davis, Robert	1951	Lake, Camell	2011-17	Sortet, Wilbur	1940
DePasqua, Carl	1968	Layne, Bobby	1964-65	Souchak, Frank	1946
DiMancheff, Boris	1958-59	LeBeau, Dick	1992-96, 04-14	Spencer, Kevin	2002-06
Dorais, Gus	1952	Leonard, Jim	1942	Spezzaferro, John	1976
Doran, Jim	1964-65	Lewis, Art	1960-61	Stautner, Eric	1963-64
Dotsch, Rollie	1978-81	Lewis, Marvin	1992-95	Stephenson, Kent	1992-00
Drake, Darryl	2018-19	Lewis, Tim	1995-03	Stewart, Blaine	2018-20
Dudley, Bill	1956	Ligashevsky, Bob	2007-09	Stewart, George	1989-91
Dunbar, Karl	2018-20	Mann, Richard	2013-17	Stillee, Ken	1959-63
Dungy, Tony	1981-88	Martin, Denzel	2018-20	Sumner, Charley	1969-72
Eatman, Irv	2000	McGraw, Thurman	1958-61	Symmes, Matt	2018-20
Erhardt, Ron	1992-95	Meyer, Steve	2015-17	Taylor, Hugh	1966-68
Evans, Walt	1982-88	McLaughlin, Leon	1966-68	Taylor, Lionel	1970-76
Everest, Al	2010-12	McNally, Johnny "Blood"	1936	Torgeson, LaVerne	1962-68
Faulkner, Eddie	2019-20	McPeak, Bill	1956-58	Uram, Paul	1972-81
Flichtner, Randy	2007-20	Meyers, Bill	1984	Valesente, Bob	1990-91
Fitzgerald, Dennis	1982-88	Michelosen, John	1946-47	Walker, Dick	1978-81
Fletcher, Tom	1966-68	Mitchell, John	1994-20	Walls, Will	1962-63
Fox, John	1989-91	Montgomery, Scottie	2010-12	Walton, Frank	1947
Fry, Bob	1969-73	Moore, Tom	1977-89	Walton, Joe	1990-91
Furness, Steve	1992-93	Mularkey, Mike	1996-03	Whipple, Mark	2004-06
Galley, Chan	1994-97	Munchak, Mike	2014-18	Whisenhunt, Ken	2001-06
Gilbride, Kevin	1999-00	Neale, Greasy	•1943	Widenhofer, Woody	1973-83
Gilmer, Harry	1957-60	Nixon, Mike	1961-65	Wilson, Kirby	2007-13
Greene, Joe	1987-91	Olsavsky, Jerry	2010-20	Wray, Lud	1945
Grimm, Russ	2001-06	Ormiston, Ken	1948-50	Zierlein, Larry	2007-09
Guy, John	1992-93	Painter, Dwain	1988-91	Zook, Ron	1996-1998

• Kiesling and Neale were co-head coaches of Phil-Pitt in 1943 ○ Kiesling and Handler were co-head coaches of Card-Pitt in 1944 Current coaches in bold

Steelers All-Time Jersey Numbers

00 Johnny Clement (46-48)

0 Jack Collins (62)
Johnny Clement (46-48)

1 Anthony Wright (99), Gary Anderson (82-94), Dave Trout (81), Merlyn Condit (40), Warren Heller (36), ___Zehner (35)

2 Mason Rudolph (19), Mike Vick (15), Dennis Dixon (08-09), Brian St. Pierre (03-04, 06-07), Todd Peterson (02), Matt George (98), Jon Staggers (70-72), Bill Lajousky (36), Sigurd Sandberg (35)

3 Landry Jones (13-17), Brian Hoyer (12), Jeff Reed (02-10), Kris Brown (99-01), Rohn Stark (95), Mark Royals (92-94), Andy Tomasic (42), Bill Dudley (42), Thomas Thompson (40), Maurice Bray (35)

4 Jordan Berry (15-19), Byron Leftwich (08, 10-12), Tyler Palko (09), Josh Miller (96-03), Dan Stryzinski (90-91), Andy Tomasic (42), Frank Bykowski (40), Mel Pittman (35)

5 Joshua Dobbs (18) Bruce Gradkowski (13-15), Paul Ernster (08), David Trout (87r), Craig Colquitt (78-81, 83-84), Terry Hanratty (69-76), John Binotto (42), Henry Bruder (40), George Rado (36), Gene Augustferner (35)

6 Devlin Hodges (19), Shaun Suisham (10-15), Bubby Brister (86-92), Jim Elliott (67), Chester Johnson (40), Thomas Cosgrove (35)

7 Ben Roethlisberger (04-19), Pete Gonzalez (98-99), Reggie Collier (87r), Jack Kemp (57), John Lyle (56), James Finks (51-52, 54-55), Leroy Zimmerman (43), Reggie Coldagelli (40), Joseph Reznichak (35)

8 Josh Scobee (15), Tommy Maddox (01-05), Everett Fisher (40), Joseph Yurcic (40), Albert DeLuca (35)



9 Chris Boswell (15-19), Brad Wing (14), Drew Butler (12), Daniel Sepulveda (07-11), Norm Johnson (95-98), Matt Bahr (79-80), Dick Brown (69), John Foruria (67-68), George Kiick (40), Chas Bush (35)

10 Ryan Switzer (18-19), Martavis Bryant (14-15, 17), Mat McBriar (13), Dennis Dixon (10-11) Santonio Holmes (06-09), Kordell Stewart (95-02), John Bruno (87r), Scott Campbell (84-86), Roy Gerela (71-78), Kent Nix (67-69), Ron Smith (66), Rudy Bukich (60-61), Dan Nolan (59), Earl Morrall (57-58), Alex Sherman (43), Russell Cotton (42), Boyd Brumbaugh (40), Byron (Whizzer) White (38), Dom Cara (37), Wayne Sandefur (36), Stan Olejniczak (35), Marv Ellstrom (35)

11 Donte Moncrief (19), Justin Hunter (17-18), Markus Wheaton (13-16), Stefan Logan (09), Quincy Morgan (05), Kent Graham (00), Mike Quinn (97), Rick Strom (89-93), Jeff Quinn (82), Gene Mingo (69), Rich Badar (67), Ron Meyer (65), Howard Hartley (49-51), Norm Mosley (48), Curtis Sandig (42), John Schmidt (40), John Yurchey (40), Mike Basrak (37), Maurice Bray (36), John Valenti (35), ___ Van Horn (35)

12 Terry Bradshaw (70-83), Terry Nofsinger (63-64), Jack Scarbath (56-57), Vic Eaton (55), Stan Zajdel (51), Nick Skorich (48), Dick Riffle (42), Morgan Tiller (42), William Patterson (40), Bill Davidson (37), Henry Weisenbaugh (35), Alex Rado (35)

13 James Washington (18-19), Jacoby Jones (15), Dri Archer (14-15), Jeremy Kapinos (10-11), Bill Mackrides (54), Lee Mulleneaux (36), Raymond Redding (35), Earl Harbes (35)

14 Tevin Jones (19), Sammie Coates (15-16), Derek Moyer (13), Limas Sweed (08-09), Tom Rouen (02), Shane Edge (96), Neil O'Donnell (90-95), Todd Blackledge (88-89), Alan Watson (70), Bill Shockley (68), Bill Nelsen (63-67), Vic Eaton (54), Ed Kissell (52-54), Lynn Chandnois (51), Ernest Bonelli (46), Joseph Maras (40), George Kase (36-37), George Nickisch (35), John Gildea (35)

15 Demarcus Ayers (16) Justin Brown (14), Willie Reid (06-07), Bobby Shaw (98), Steve Bono (87-88), Mike Kruczek (76-79), George Izo (65), Ed Brown (62-64), Ted Laux (43), Vernon Martin (42), John Blood McNally (37), Vic Vidoni (35), Warren Heller (35)

Steelers All-Time Jersey Numbers

16 Tyler Murphy (15), Lance Moore (14), Charlie Batch (02-12), Jim Miller (94-96), Mark Malone (80-87), Neil Graff (76-77), Dock Mosley (69), Ken Hebert (68), Tommy Wade (64-65), John Green (60), Len Dawson (57-59), Dave Androzjewski (56), Gonzales Morales (47-48), Allan Donelli (42), Carroll Raborn (36-37), Clarence Janecek (35), Ben Ciccone (35)

17 Deon Cain (19), Eli Rogers (16-18) Shayne Graham (13), Mike Wallace (09-12), Mitch Berger (08), Chris Gardocki (04-06), Tee Martin (00-01), Curtis Marsh (97), John Goodson (82), Joe Gilliam (72-75), Dick Shiner (68-69), Ted Marchibroda (55), Paul Held (54), Maurice Duncan (54), Gary Kerkorian (52), Joe Glamp (47-49), Joe Hogue (42), Armand Niccolai (35-37, 40), Bob Hall (35)

18 Diontae Johnson (19), Zach Mettenberger (16) David Gilreath (12), Walter Young (06), Mike Tomczak (93-99), Harry Newsome (85-89), Cliff Stoudt (77-83), Terry Nofsinger (61-62), Jack Stephans (59), Jack Kemp (57-58), Ted Marchibroda (55-57), Pat Brady (54), Chuck Ortmann (52), Alex Lukachik (42), Frank Sullivan (40), Max Fiske (37), Loran Ribble (35), George Rado (35)

19 JuJu Smith-Schuster (17-19), Tyler Grisham (09), Andre Coleman (97), David Woodley (84-85), Maury Duncan (56), Pat Stark (56), George Somers (42), Max Fiske (37), Vic Vidoni (36), Alfred Turner (35), Thomas Johnson (35)

20 Cameron Sutton (18-19), Robert Golden (17), Al-Hajj Shabazz (16), Will Allen (13-15), Baron Batch (12), Bryant McFadden (05-08, 10-11), Keenan Lewis (09), Dewayne Washington (98-03), Erric Pegram (95-96), Dwight Stone (87-94), Ernest French (82), Rocky Bleier (71-80), Paul Martha (64-69), Jack Stanton (61-62), Bill Butler

(61), Jack Morris (60), Don Sutherland (59), Jack Call (59), Dick Christy (58-59), Eugene Cichowski (57-58), John Howle (56), Gene Rossi (56), Pat Stark (54), Howard Hartley (52), George Sirochman (42), Elmer Hackney (42), George Rondour (35), Wilbur Sortet (34-37, 40)

21 Sean Davis (18-19), Joe Haden (17), Robert Golden (12-16), Mewelde Moore (08-11), Ricardo Colclough (04-06), Amos Zereoue (99-03), Bo Orlando (98), Donnell Woolford (97), Deon Figures (93-96), Richard Bell (90), Greg Lee (88), Eric Williams (83-86), Tony Dungy (77-78), Glenn Scolnick (73), Gene Mingo (70), Jim Shorter (69), Jim Bradshaw (64), Karl Karlivacz (61), Lou Levanti (51), Chuck Cherundolo (42,48), Lou Tomasetti (40), John Vaughan (35)

22 Steven Nelson (19), Stevan Ridley (18), William Gay (07-11, 14-17), Chris Rainey (12), Duce Staley (04-06), Dee Brown (03), Hank Poteat (00-02), Terrance Joseph (98), John L. Williams (94-95), Larry Griffin (87-93), Rick Woods (82-85), Ernie Pough (76), Dick Conn (74), Bobby Layne (58-62), Richie McCabe (58), Fred Bruney (57), Lowell Lander (56), Jack Zachary (54), Harold Payne (52), Jerry Nuzum (48-49,51-52), Ralph Wenzel (42), John Klumb (40), Frank Ivy (40), Silvio Zaninelli (35-37)

JOE HADEN



23 Joe Haden (18-19), Mike Mitchell (14-17), Felix Jones (13), Keenan Lewis (10-12), Tyrone Carter (04-09), Jason Simmons (98-01), Anthony Daigle (94-95), Sammy Walker (91-92), Tim Tyrrell (89), Spark Clark (87r), Chris Brown (83-85), Fred Bohannon (82), Mike Wagner (71-80), Bob Campbell (69), Jim "Cannonball" Butler (65-67), Bill "Red" Mack (61-63), Harold Payne (52), Joe Gasparella (51), Ed Paskey (51), Bill Pavlikowski (51), Armand Niccolai (42), John Berdelli (42), Rocco Pirro (40), John Gildea (36), ___ Oliver (35)

24 Benny Snell Jr. (19), Coty Sensabaugh (17-18), Justin Gilbert (16), Doran Grant (15), Ike Taylor (03-14), Nakia Codie (00), Chris Oldham (95-99), Tim McKyer (94), Richard Shelton (91-93), Rodney Carter (88-89), Rich Erenberg (84-86), J.T. Thomas (73-81), Kenny Graham (70), Jon Henderson (68-69), Jim Bradshaw (64-65), John Sample (61-62), Bob Luna (59), Clive Bullion (59), Billy Wells (57-58), Dick Hughes (57), Henry Ford (56-57), Richie McCabe (55, 58), Russ Craft (54), Claude Hipps (52), Ed Brett (37), John Turley (36), Victor Saulefy (35)

25 Artie Burns (16-19) Brandon Boykin (15), Brice McCain (14), Ryan Clark (06-13), B.J. Tucker (03), Fred McAfee (95-98), Gary Jones (90-91, 93-94), David Arnold (89), Anthony Tuggle (85-87), Greg Best (83), Marvin Cobb (80), Ray Oldham (78), Ron Shanklin (70-74), Don Shy (67-69), Jerry Simmons (63, 66), Kraig Lofquist (65), Roy Curry (63), David Ames (60), Ray Mathews (52, 54-59), Dick Hendley (51), Jack Butler (50), John Naiota (42), Coley McDonough (40), Vince Sites (36-37), Bill Snyder (35), Ben Smith (34)

Steelers All-Time Jersey Numbers

26 Mark Barron (19), Le'Veon Bell (13-17), Will Allen (10-12) Deshea Townsend (98-09), Rod Woodson (87-96), John Swain (85-86), Scoop Gillespie (84), Preston Pearson (70-74), John Sodaski (69), Rocky Bleier (68), Brady Keys (61-67), Joe Scudero (60), Ron Hall (59-60), Gary Glick (57-59), Lou Baldacci (56), Dewey McConnell (54-55), Art DeCarlo (54), Bill Robinson (52), Bill Holcomb (37), Ed Skoronski (36), Joe Wiehl (35), John Oehler (34)

27 Marcus Allen (18-19), J.J. Wilcox (17), Senquez Golson (16), Jonathan Dwyer (10-13), Joe Burnett (09), Anthony Smith (06-08), Willie Williams (04-05), Brent Alexander (00-03), Travis Davis (99), Willie Williams (93-96), Thomas Everett (88-91), Greg Hawthorne (79-83), Glen Edwards (71-77), Clarence Oliver (69-70), Bill Mack (65), Dick Haley (61-64), Dean Derby (57-61), Ted Wegert (57), Gary Glick (56), Lou Baldacci (56), Tad Weed (55), Jim Brandt (52-54), Fran Rogel (51), George Papach (48-49,51), John Butler (43), Dick Riffle (42), Clarence Thompson (37), Ed McDonald (36), Charles Casper (35), George Kavel (34)

28 Mike Hilton (18-19), Sean Davis (16-17), Cortez Allen (11-15), Crezdon Butler (10), Jovon Johnson (06), Chris Hope (02-05), Ainsley Battles (00), John Jenkins (98), Alvoid Mays (95), Lupe Sanchez (86-88), Robert Williams (84), Alvin Maxson (77-78), Ocie Austin (70-71), Clendon Thomas (62-68), Henry Clement (61-62), Rex Johnston (60), Don Nikles (60), Don Bishop (59), Jim Smith (59), George Volkert (58), Dick Hughes (57), Lou Cimarolli (56), Leon Campbell (55), Ed Kissell (55), Al Brosky (54), Pat Brady (52), Tony Momsen (51), John Gruble (51), Bob Davis (48-49), Theo Doyle (40-42), Sigurd Sandberg (36-37), Chase (35)

29 Kameron Kelly (19), Brian Allen (17-18), Shamarko Thomas (13-16), Ryan Mundy (09-12), Chidi Iwuoma (02-06), Lance Brown (98-99), Randy Fuller (95-97), Barry Foster (90-94), Cornell Gowdy (87-88), Ron Johnson (77-84), Brent Sexton (77), John Dockery (72-73), Fred Barry (70), Bob Hohn (65-69), Joe Smaltz (60-63), Walt Williamson (59), Lowell Lander (56), Joe Lamas (42), Don Campbell (40), Stu Smith (37), Ben Smith (35)

30 James Conner (17-19), Jordan Todman (15), DeMarcus Van Dyke (12), Chad Spann (11), Roy Lewis (08), Allen Rossom (07), Chad Scott (97-04), Victor Jones (93), Frank Pollard (83-88), Larry Anderson (78-81), Terry Cole (70), Bill Asbury (66-69), Bob Harrison (64), Tom Tracy (58-63), Ed Sears (58), Stan Zajdel (52), Truett Smith (51), Vince Ragnas (49), Bill Garnaas (48), George Gonda (42), Don Looney (42), Stan Pavkov (40), Joe Cardwell (37), John Karcis (36), Norm Greeney (35)

31 Justin Layne (19), Nat Berhe (18), Mike Hilton (17), Ross Cockrell (15-16), Curtis Brown (11-13), Fernando Bryant (08), Mike Logan (01-06), Donnie Shell (74-87), Al Young (72), Carl Crennel (70), Ed Holler (64), C.R. Roberts (59), Larry Krutko (58), Bill Hewitt (43), Bob Masters (43), Tony Bova (42)

32 Franco Harris (72-83), Hubie Bryant (70), Ken Liberto (69), Byron McCabe (68), Joe Womack (62-63), Willie Simpson (61), Ted Wianowski (56), Charles Gauer (43), Tom Brown (42), Ben Vaznelis (42), Henry Marker (34)

33 Trey Edmunds (18-19), Fitzgerald Toussaint (15-17), Isaac Redman (10-12), Gary Russell (07-08), Russell Stuvaints (03-05), R.J. Bowers (01), Richard Huntley (98-00), Byron "Bam" Morris (94-95), Merrill Hoge (87-93), Harvey Clayton (83-86), Anthony Anderson (79), John Fuqua (70-76), Walt Mitchell (69), Theron Sapp (63-65), Dick Young (58), Fran Rogel (54-57), Jerry Shipkey (51-52), George Murphy (51), Charles Seabright (48-49), Stephen Sader (43), Allan Donelli (42), Walter Lamas (42), Walter Strosser (42), George Piatukis (40), John Gildea (37), Joe Malkovich (35), Silvio Zaninelli (34)



FRANCO HARRIS

Steelers All-Time Jersey Numbers



34 Terrell Edmunds (18-19), Cameron Sutton (17), DeAngelo Williams (15-16), Ben Tate (14), LaRod Stephens-Howling (13), Rashard Mendenhall (08-12), Verron Haynes (02-07), Tim Lester (95-98), Leroy Thompson (91-93), Walter Abercrombie (82-87), Andy Russell (66-76), Bob Soleau (64), Bob Simms (62), Charles Scales (60-61), Leo Elter (58-59), Lem Harkey (55), Paul Cameron (54), Fran Rogel (52), Hubbard Law (42), Warren Heller (34)

35 Ross Ventrone (14-15), Josh Victoriano (12), Baron Batch (11), Trae Williams (09), Corey Ivy (09), Dan Kreider (00-07), Carlos King (98), Fred McAfee (94), Delton Hall (87-91), Ray Williams (87r), Jack Deloplainé (76-79), Steve Davis (72-74), Booth Lusteg (68), Tom Watkins (68), John Henry Johnson (60-65), Rudy Hayes (59), Paul Younger (58), Dick Young (57), Charles Shepard (56), Sam Pino (56), Tom Calvin (52, 54-55), Joe Geri (49-51), Bill Dudley (42), John Schiehl (42), Walt Kiesling (37), Ed Karp (36), John Blood McNally (34)

36 Jerome Bettis (96-05), Fred Foggie (94), David Hughes (86), Todd Spencer (84-85), Guy Ruff (82), Wentford Gaines (77), Dave Brown (75), Jim Brumfield (71), Don McCall (69), Charlie Blvins (67), Clarence Peaks (64-65), Andy Russell (64), Wilbert Scott (61), Rudy Hayes (60, 62), Marion Motley (55), Don Samuel (49-50), John Woudenberg (40, 42), Ed Karp (36-37, 40), Basilio Marchi (34)

37 Jordan Dangerfield (16, 18-19), Mike Hilton (17), Justin King (12), Anthony Madison (06-11), Ainsley Battles (04), Carnell Lake (89-98), Kelvin Middleton (87r), Donnie Elder (86), Frank Wilson (82), Laverne Smith (77), Bill Cahill (73), Charles Beatty (69-70, 72), Bob Morgan (67), Bob Smith (66), Ken Kirk (62), Mike Henry (60-61), Bo Dickinson (59), Dale Atkinson (57-58), Marion Motley (55), Burrell Shields (54), Jack Wagner (54), Jack Spinks (52), Joe Hollingsworth (51), Henry Minarik (51), Bill McPeak (49), Ernest Steele (43), Clure Mosher (42), Mose Kelsch (34).

38 Jaylen Samuels (18-19), Stevan Ridley (17), John Clay (11), Carey Davis (07-09), Jon Witman (96-01), Tim Worley (89-91, 93), Rock Richmond (87r), Elton Veals (84), Sidney Thornton (77-81), Ed Bradley (72-75), Earl Gros (67-69), Mike Lind (65-66), Frank Pastin (42), John Love (34)

39 Minkah Fitzpatrick (19), Terrell Watson (17), B.W. Webb (14), Isaiah Green (13), Willie Parker (04-09), Erik Totten (02), Darren Perry (92-98), Rick Moser (79-82), Sidney Thornton (78), Bobby Walden (68-77), Larry Krutko (58-61), Allan Cann (58), Sid Watson (55-57), Leo Elter (54), Ed Modzelewski (52), David Bernard (42), George Dobash (42), John Perko (37, 40), Max Fiske (36), Armand Niccolai (34)

40 Kerrith Whyte Jr. (19), Josh Harris (14), Marshall McFadden (12), Patrick Cobbs (06), Myron Bell (94-97, 01), Stan Smagala (92), Richard Shelton (90), Eric Wilkerson (89), Dan Reeder (86-87), Anthony Corley (84), Randy Reutershan (78), Preston Carpenter (60-63), Russ Craft (54), George Hughes (51), Mike Rodak (42), Carl Nery (40), Hayden Mayhew (37), Rudy Tesser (34-35)

41 Robert Spillane (19), Grant Mason (07), Andre Lott (06), Lee Flowers (95-02), Solomon Wilcots (92), Kevin Smith (91), Chris Sheffield (86-87), Sam Washington (82-85), Tom Moriarty (80), Nat Terry (78), Dennis Meyer (72-73), Larry Elkins (69), Bernie Wyatt (62), Earl Girard (57-58), Fred Bruney (56), Lowell Perry (56), Dick Doyle (55), Johnny Lattner (54), Tony Bova (42)

Steelers All-Time Jersey Numbers

42 Morgan Burnett (18), DaMon Cromartie-Smith (11-12), John Kuhn (06), Myron Bell (10), Randy Cuthbert (93), Warren Williams (88-92), Dave Edwards (85-87), Anthony Washington (81-82), Dick Hoak (61-70), Lowe Wren (60), Dick Alban (56-59), Jim Hill (55), Jack Collins (52), Pat Brady (52), Joe Hollingsworth (49-51), Harry Sweesy (51), Ray Evans (48), Walter Kichefski (42), Samuel Boyd (40)

43 Troy Polamalu (03-14), George Jones (97), Steve Avery (94-95), Shawn Vincent (91), Ray Wallace (89), Earnest Jackson (87-88), Tim Harris (83), Frank Lewis (71-77), Erwin Williams (69), Glen Glass (63), Overton Curtis (61), Tom Barnett (59-60), Fay Mitchell (58), William Bowman (57), Jim Hill (55), Jack Hinkle (43)

44 Tyler Matakevich (16-19), Isaiah Pead (15), Jamaal Westerman (13), Frank Summers (09-10), Najeh Davenport (06-08), Terry Richardson (96), D.J. Johnson (89-93), Rodney Carter (87), Henry Odom (83), Frank Pollard (80-82), Mike Collier (75-76), Lee Calland (69-72), Bob Wade (68), Bill Daniels (61-66), Bert Rechichar (60), Art Davis (58), Earl Girard (57), Vic Pollock (52), Ray Mathews (51), Dick Hensley (51), Tony Compagno (48), John Sanderson (42), Stu Smith (40), Carl Littlefield (41), Bill Breedon (37), Forrest Douds (34-35)

TROY POLAMALU



45 Roosevelt Nix (15-19), Leonard Pope (12), Chris Fuamatu-Ma'afala (98-02), Chuck Sanders (86-87), Russell Davis (80-83), Jim Allen (74-77), John Nice (69), Dick Compton (67-68), Ralph Felton (58), Brad Myers (57), Art Davis (56), Paul Cameron (54), Bob Cifers (47-48), Walter Kichefski (40, 42), Norm Greeney (34)

46 Will Johnson (12-15), Arnold Harrison (05), Dante Brown (03), Troy Sadowski (97-98), Reggie Harrison (74-77), Warren Bankston (69-73), Chet Anderson (67), Frank Lambert (65-66), Phil King (64), Bob Ferguson (62-63), Bob Coronado (61), Fred Williamson (60-61), Charley Tolar (59), Billy Reynolds (58), Bill Walsh (49-51), Ed Ryan (48), Arthur Albrecht (42)

47 Ron Stanley (06), Scott Shields (99-00), Bruce Jones (87r), Cameron Riley (87), Steve Morse (85), Mel Blount (70-83), Marv Woodson (64-69), Jackie Simpson (61-62), Dick Moegle (60), Izzy Weinstock (37), Ed Matesic (36)

48 Bud Dupree (15-19), Matt Cushing (00-04), A.J. Ofofiele (95), David Little (81), John Rowser (70-73), Gary Ballman (62), Leroy Reed (58), Lionel Reed (56), Joe Gasparella (48,51), Eberle Schultz (42), Jesse Quatse (34)

49 Sean McHugh (08-09), Barron Miles (95), Dwayne Woodruff (79-90), Ralph Anderson (71-72), John Sodaski (70), Lou Harris (68-69), Amos Bullock (66), Bob Sherman (64-65), Ronnie Hall (59), William Bowman (57), Lynn Chandnois (52, 54-56), Charles Ortman (51), Jerry Shipkey (48-49), Bob Thurban (43)

50 Ryan Shazier (14-17), Larry Foote (02-08, 10-13), Rocky Boiman (09), Earl Holmes (96-01), Reggie Barnes (93), David Little (80-92), Darryl Knox (87r), Tom Graves (79), Jim Clack (69-77), Bill Saul (64, 66-68), John Reger (55-63), Stan Sheriff (54), Melvin Fulwyler (54), George Tarasovic (52), Al Wukits (43), Harold Hinte (42), Nick Studen (42), John Noppenburg (40)

51 Jayrone Elliott (19), Jon Bostic (18), Steven Johnson (16-17), Sean Spence (12-15, 17), James Farrior (02-11), Mike Jones (01), Carlos Emmons (96-99), Ed Robinson (94), Chuck Lanza (88-89), Paul Oswald (87), John Lott (87r), Dan Turk (85-86), Loren Toews (73-83), Bob Maples (71), Jim Powell (66), Ken Henson (65), Buzz Nutter (61-64)

52 Mike Webster (74-89), Jim O'Shea (71), Sid Williamson (69), Mike Connelly (68), Gene Breen (65), Jack Klotz (59), George Tarasovic (57-58), Charles Lattimer (54), Ray Graves (43)

53 Maurkice Pouncey (10-19), Bruce Davis (08), Clark Haggans (00-07), Steven Conley (96-98), Bryan Hinkle (81-93), Dennis Winston (77-81), Greg Blankenship (76), Ray Pinney (76), Henry Davis (70-73), John Campbell (65-69), Ken Kirk (62), George Tarasovic (56), Theo Grabinski (40), Byron Haines (37)

Steelers All-Time Jersey Numbers


54 Ulysees Gilbert (19), L.J. Fort (15-18), Chris Carter (11-13), Andre Frazier (07-09), Rian Wallace (05-06), Mike Schneck (99-04), Donta Jones (95-98), Hardy Nickerson (87-92), Fred Small (85), Craig Bingham (82-84, 87r), Zack Valentine (79-81), Dave LaCrosse (77), Marv Kellum (74-76), Doug Fisher (69-70), Max Messner (64-65), Val Jansante (46-51)

55 Devin Bush (19), Arthur Moats (14-17), Stevenson Sylvester (10-13), Patrick Bailey (08-09), Marquis Cooper (07), Joey Porter (99-06), Jerry Olsavsky (90-97), Darin Jordan (88), Ken Woodard (87), Dennis Winston (85-86), Rick Donnalley (82-83), John Kolb (69-81), Pat Killorin (66), Dan James (60), Buck Grover (59), John Cenci (56), Lou Tepe (55), Tony Momsen (51), Charles Mehelich (46-51), Milt Simginton (42)

56 Anthony Chickillo (15-19), Jordan Zumwalt (14), LaMarr Woodley (07-13), Chukky Okobi (01-06), Mike Vrabel (98-00), Patrick Scott (95-96), Rico Mack (93-94), Rob McGovern (91), Tyrone Stowe (87), Robin Cole (77-87), Ray Mansfield (68-76), Bob Rowley (63), George Tarasovic (56), Marvin Matuszak (55), Fred Broussard (55), Bill Walsh (51-52, 54), Bob Balog (49-50, 51)

57 Kameron Canaday (17-19), Terence Garvin (13-15), Adrian Robinson (12), Mortty Ivy (11), Keyaron Fox (08-10), Clint Kriewaldt (03-07), John Fiala (98-02), Eric Ravotti (94-96), Jerrol Williams (90-92), Mike Merriweather (82-87), Sam Davis (67-79), Art Hunter (65), Ed Beatty (57-61), Jim Taylor (56-57), Dick Flanagan (54-55), Frank Sinkovitz (47-52)

58 Jack Lambert (74-84), Chuck Allen (70-71), Ed Pine (65), Gail Clark (63), Roger Pillath (60)



**JACK
LAMBERT**

59 Todd Seabaugh (84), Jack Ham (71-82), Ray May (67-69), Lou Levanti (51-52), Paul O'Brien (51)

60 Greg Warren (05-16), Oliver Ross (00), Anthony Brown (99), Mark Rodenhauser (98), Kendall Gammon (92-95), Brian Blankenship (87-91), Randy Rasmussen (86), Ben McGee (64-72), Rudy Hayes (61), Don Rohrer (60), Dale Dodrill (51-52, 54-59), Paul Salata (51), Leo Nobile (48-49), Ed Michaels (43)

61 Fernando Velasco (13), Chris Scott (10), Jared Retkofsky (08-09), Sean Mahan (07), Jeff Smith (02), Tom Myslinski (00), Greg Black (95), Tim Simpson (94), Dean Caliguire (91), Charlie Dickey (87r), Blake Wingle (83-85), Tyrone McGriff (80-82), Brian

Stenger (69-73), Jerry Mazzanti (67), Eli Strand (66), Fran Mallick (65), Riley Gunnels (65), Ed Meyer (60), Ted Karras (58-59), Marv McFadden (56), Marv Matuszak (55), Lou Tepe (54-55), Dick Miller (52), Gordon Paschka (43)

62 Johnny Maxey (16) Daniel McCullers (14-15), Eric Olsen (13), John Malecki (12), Justin Hartwig (08-09), Marvin Philip (06), Roger Duffy (98-01), Tom Myslinski (96-97), Todd Kalis (94), Tunch Ilkin (80-92), Jim Wolf (74-75), Ralph Welzel (66-71), Mike Sandusky (57-65), Art Michalik (55-57), Pete Ladygo (54), Dick Tomlinson (51-52), Steve Suhey (48-49)

Steelers All-Time Jersey Numbers

63 Dermontti Dawson (88-00), Robert Washington (87), Pete Rostovsky (84-86), Thom Dornbrook (79), Ernie Holmes (72-77), Rod Breedlove (65-67), Art Anderson (63), Pete Perrault (62), Jim Palmer (61), John Perkins (59), Bob Dougherty (58), George Tarasovic (56), Hal Hunter (56), Al Maier (55), Bill Pearman (54), Darrell Hogan (49,51-52), Dick Mace (51)

64 Doug Legursky (15), Doug Legursky (09-12), Jeff Hartings (01-06), Kenny Davidson (90-93), Jerry Reese (88), Alan Huff (87r), Edmund Nelson (82-87), Steve Furness (72-80), Chuck Hinton (64-71), John Kapele (60-62), Bill Krisher (58-59), Bill Priatko (57), Bill Michael (57), Marv Matuszak (56-57), Don Penza (56), Don Earley (56), Joe Tyrell (55), Rudy Andabaker (52-54), Bryant Meeks (47-48), Clark Goff (40), John Karcis (37)

65 Jerald Hawkins (16-17), Al Woods (11-13), Kraig Urbik (09), Jeremy Parquet (07-08), Rich Tyiski (00-01), Alan Faneca (98-99), John Jackson (88-97), Jim Boyle (87), Ray Pinney (85-87), Tom Beasley (78-83), Lloyd Voss (66-71), Bob Nichols (65), Tom Bettis (62), John Nisby (57-61), Bob O'Neil (57), Ralph Jecha (56), Wayne Edmonds (56), George Hughes(51-52, 54-55), Louis Allen (51), John Mastrangelo (48)

66 David DeCastro (12-19), Tony Hills (08-10), Alan Faneca (98-07), Jim Sweeney (96-99), Tom Newberry (95), Siulagi Palelei (94), Donald Evans (90-93), Mark Behning (86), Ted Petersen (77-83), Bruce Van Dyke (67-73), Myron Pottios (61-63, 65), Dick Campbell (58-60), Aubrey Rozelle (57), Gerald Leahy (57), George Kennard (57), Marv Matuszak (56), John Schweder (54-55), Pete Ladygo (52), Don Samuel (49,51)

67 B.J. Finney (16-19) Wesley Johnson (14), Levi Brown (13), Kimo von Oelhoffen (00-05), Shar Pourdanesh (99), Jamain Stephens (96-98), Duval Love (92-94), Mike Hinnant (89), Gary Dunn (76, 78-87), Craig Hanneman (72-73), Clarence Washington (69-70), Dick Capp (68), Bob Schmitz (61-64, 66), Earl Butler (60), Claude Billingsley (59), John Nisby (57), Ralph Freeman (57), Jerry Jacobs (56), Nick Feher (55), George Oneskey (55), Truett Smith (52), Enio Conti (43)

68 Ryan Harris (16) Kelvin Beachum (12-15), Chris Kemoeatu (05-11), Keydrick Vincent (01-04), Shar Pourdanesh (00), Brenden Stai (95-99), Lonnie Palelei (93), Mike Withycombe (91), Lorenzo Freeman (87-90), Jeff Lucas (87), L.C. Greenwood (69-81), Mike Magac (65-66), Ron Stehower (60-64), Mike Henry (59), Bob Dougherty (58), Ed Beatty (57), Frank Palmisano (54), John Schweder (51-52), Alex Aurilio (51), Floyd Simpson (51)

69 Brian Mihalik (16) Brian Armfelt (13), Hebron Fangupo (12), Jamon Meredith (11), Steve McLendon (10), Jason Capizzi (07-08), Ariel Solomon (91-95), Ben Thomas (88), David Opfar (87), Gabe Rivera (83), Fred Anderson (78), Jerry Hillebrand (68-70), Buck Grover (60), Bob Stark (59), Mike Iannucci (56)

70 Ernie Stautner (51-63), Darwin Horn (51)

71 Matt Feiler (17-19), Clifton Geathers (14), David Snow (13), Chris Scott (11), Flozell Adams (10), Scott Paxson (08), Todd Fordham (03), Larry Tharpe (00), Orpheus Roye (96-99), Dan Fike (93), Tom Ricketts (89-91), Ted Petersen (87r), Emil Boures (83-84), Gordon Gravelle (72-76), Dick Arndt (67-70), Charles Bradshaw (61-66), Ken Longenecker (61), Joe Lewis (58-60), John Coyne (56), Frank Kilroy (43)

72 Zach Banner (19), Cody Wallace (13-16), Jonathan Scott (10-11), Darnell Stapleton (07-09), Barrett Brooks (03-05), Wayne Gandy (99-02), Bernard Dafney (96), Leon Searcy (92-95), Buddy Aydelette (87), Ray Snell (84-85), Gerry Mullins (71-79), Joe Greene (69), Fran O'Brien (66-68), Ray Lemek (62-65), Dick Klein (61), Byron Beams (59-60), John Simerson (59), Darrell Dess (58), Bill Schmitt (58), Willie Lee (57), Sid Fournet (57), Bob Gaona (54-57), Earl Murray (52), Alex Smail (52), Paul Lea (51), Dale Dodrill (51), Red Moore (47-49), Ted Doyle (43)



Steelers All-Time Jersey Numbers

73 Ramon Foster (09-19), Kendall Simmons (02-08), Chris Combs (00-01), Justin Strzelczyk (90-99), Craig Wolfley (80-89), Rick Druschel (74-75), Rick Sharp (70-71), Ernie Ruple (68-69), Ray Mansfield (63-67), Frank Atkinson (63), John Baker (62), George Balthazar (61), Will Renfro (60), Ray Fisher (59), Fran Holohan (56), Carl Holben (54), Joseph Fagan (54), Frank Letteri (52), Louis Allen (51-52), Darrell Hogan (51), Bill Cregar (48)

74 Chris Hubbard (14-17), Willie Colon (06-12), Jim Jones (04), Chris Sullivan (00), Nolan Harrison (97-99), Terry Long (84-91), Mark Kirchner (83), Ray Pinney (76-82), Dave Reavis (74-75), Tom Keating (73), John Brown (67-71), Riley Gunnels (65-66), Urban Henry (64), Lou Cordileone (62-63), John Kenerson (62), George Strugar (62), George Denko (61), Frank Varrichione (55-60), John Lapsley (54), Pete Ladygo (52)

75 Joe Greene (69-81), Ken Kortas (65-69), Joe Krupa (56-64), Nick Bolkovac (54), Dick Fugler (52), Jack Gearding (52), George Hays (51), John Schweder (51), Jack Wiley (48-49)

76 Chukwuma Okorafor (18-19), Mike Adams (12-15), Chris Hoke (01-11), Kevin Henry (93-00), Rollin Putzier (88), Jerry Quick (87), Glen Howe (85), John Banaszak (75-81), Glen Ray Hines (73), Burt Askson (71), Mike Haggerty (67, 69-70), Gene Lipscomb (61-62), Ken Longenecker (60), George Belotti (59), Bill McClung (55-58), Pete Ladygo (54-55), Don Tasotti (54), Doug Conaway (52), Tom Brown (42)

77 Marcus Gilbert (11-18), Dorian Brooks (10), Sunny Harris (09), Marvel Smith (00-08), Kris Farris (99), Will Wolford (96-98), Carlton Haselrig (90-93), Jim Boyle (87-88), Mark Smith (87), Steve August (84), Steve Courson (78-83), Charlie Davis (74-75), Mel Holmes (71-73), Mike Taylor (68-69), Dan James (61-66), Billy Ray Smith (58-60), Tom O'Brien (58), Gus Cifelli (54), Tom Palmer (54-55), John Schweder (52), Walter Sztot (52), Ray Mathews (51), Bob Gage (49-50), Paul Davis (48)

78 Alejandro Villanueva (15-19), Guy Whipper (13), Max Starks (04-12), Mathias Nkwenti (01-03), Chris Conrad (98-99), Taase Faumui (94-95), Garry Howe (92), Tim Johnson (87-89), Mark Catano (84-85), Dwight White (71-80), Frank Parker (68-69), John Baker (63-67), Dick Loncar (60), Dave Liddick (57), John Muldowney (56), Lou Ferry (52, 54-55), George Nicksich (52), Carl Samuelson (51), Nick DeRosa (51)

79 Javon Hargrave (16-19), Byron Stingily (15-16), Trai Essex (05-11), Oliver Ross (01-04), Paul Wiggins (97), James Parrish (95), John Rienstra (86-90), Larry Brown (77-84), Larry Gagner (66-69), Lou Michaels (61-63), John Scott (60), Riley Gunnels (59), John Simerson (58), Tom Gulan (57), Dick Murley (56), Jim Emmons (56), Dick Modzelewski (55), Ernie Cheatham (54), Walter Barnes (52), Frank Wydo (47-51), Vic Sears (43)

80 Johnny Holton (19), Plaxico Burress (00-04, 12-13), Limas Sweed (10), Cedrick Wilson (05-07), Matt Cushing (99), Jahine Arnold (96-98), Johnnie Barnes (95), Charles Davenport (92-94), Mark Stock (89), Theo Young (87), Russell Hairston (87), Warren Seitz (86), Frank Pokorny (85), Wayne Capers (83-84), Joe Fowlkes (60), Jack Butler (51-59), George Hays (51)

81 Zach Gentry (19), Jesse James (15-18), David Paulson (12-13), Arnaz Battle (10-11), Dallas Baker (08), Sean Morey (04-06), Freddie Milons (03), Marco Battaglia (02), Dan O'Leary (02), Troy Edwards (99-01), Charles Johnson (94-98), Jeff Graham (91-93), Mike Hinnant (88), Lyneal Alston (87), Darrell Nelson (84-85), Paul Skansi (83), Elbie Nickel (48-49, 51-57)

82 David Johnson (16) Michael Palmer (13-14), Jamie McCoy (12), Weslye Saunders (11), Antwaan Randle El (02-05, 10), Bobby Shaw (99-01), Henry Bailey (98), Yancey Thigpen (92-97), Derek Hill (89-90), John Stallworth (74-87), Dave Williams (73), Dennis Hughes (70-71), John Hilton (65-69), Chuck Logan (64), Tom Miner (58), Bob Gunderman (57), Don Fritz (56), Ed Meadows (55), Pat Brady (55), Joe Zombek (44), Ernie Cheatham (54), Bill Pearman (54), George Hays (52), Henry Minarik (51), Bill Long (49-50)

83 Cobi Hamilton (16) Heath Miller (05-15), Chris Doering (03-04), Lenzie Jackson (01-02), Kamil Loud (00), Malcolm Johnson (99-00), David Dunn (98), Andre Coleman (98), Corey Holiday (95-97), Louis Lipps (84-91), Melvin Anderson (87), Willie Sydnor (82), Theo Bell (76-80), Barry Pearson (72-73), Don Alley (69), Mike Clark (64-67), John Brown (61), Buddy Dial (59), Dick Lucas (59), Ed Bernet (58), John Nisby (57), Leo Bigbie (57), Fred Glatz (56), Ed Bernet (55), Dewey Brundage (54), Kirk Hinderlinder (54), Roger Bradford (54)



VANCE
MCDONALD

84 Antonio Brown (10-18), Joey Galloway (09), Jerame Tuman (99-07), Harold Bishop (98), Kirk Botkin (96-97), Tracey Greene (95), Walter Rasby (94), Tim Jordan (92-93), Mike Mularkey (89-91), Jeff Markland (88), Danzell Lee (87), Glenn McCombs (86-87), Chris Kolodziejcki (84), Randy Grossman (74-80), Chuck Dicus (73), Tony Jeter (66-68), Lee Folkins (65), Buddy Dial (60-63), Gern Nagler (59), R.K. Brown (59), Bill McPeak (51-52, 54-57), Larry Cabrelli (43)

85 Xavier Grimble (16-19), Darrius Heyward-Bey (14), David Johnson (09-13), Nate Washington (05-08), Jay Riemersma (03-04), John Allred (02), Cory Geason (00-01), Mitch Lyons (97-99), Jonathan Hayes (94-96), Craig Keith (93), Russ Campbell (92), Terry O'Shea (89-90), Troy Johnson (88), Calvin Sweeney (80-87), Ernie Pough (76-77), Dave Davis (73), Bob Adams (69-71), Jerry Marion (67), Gary Ballman (63-66), Bob Schnelker (62), Clayton Tave (60), Don Bishop (58-59), Bill Michael (57), Joe O'Malley (55-56), Joe Zombek (54-55), Dick Hensley (52), Val Jansante (51), Fred Smith (51), Tony Bova (43)


86 Hines Ward (98-11), John Farquhar (96), Damon Mays (95), Eric Green (90-94), Preston Gothard (85-88), Ralph Britt (87r), Gregg Garrity (83-84), Jim Smith (77-82), Reggie Garrett (74-75), Glenn Scolnick (73), J.R. Wilburn (66-70), John Burrell (62-64), Len Burnett (61), Jimmie Orr (58-60), Jon Evans (58), Perry Richards (57), Bob O'Neil (56-57), Ed Meadows (55), Pat O'Donohue (55), Don Fritz (54), Tom Jelley (51-52), Charles Mehelich (51), Carl Samuelson (49,51)

87 Matt Spaeth (13), Tim Euhus (06), Walter Rasby (04), Mark Bruener (95-03), Craig Keith (94), Adrian Cooper (91-93), Weegie Thompson (84-89), John Rodgers (82-83), Johnny Dirden (81), Jim Mandich (78), Larry Brown (71-76), Roy Jefferson (65-69), Don Larose (64), Glen Glass (62), Harlon Hill (62), John Simko (61), Jack McClairn (55-60), Leo Davis (54)

88 Nick Vannett (19), Darrius Heyward-Bey (15-18), Emmanuel Sanders (10-13), Jon Dekker (07-08), Matt Kranchick (04), Terance Mathis (02), Tim Baker (01), Courtney Hawkins (97-00), Andre Hastings (93-96), Mark Didio (92), Chris Calloway (90-91), Jason Johnson (89), Joey Clinkscales (87-88), Jessie Britt (86), John Rodgers (84), Craig Dunaway (83), Lynn Swann (74-82), Dave Smith (70-72), Dick Kotite (68), Steve Smith (66), John Powers (61-65), Bob Schnelker (61), Steve Meillinger (61), Gary Chestang (61), Pete Brewster (59-60), Tom Miner (58-59), Hal Smith (58), John Stock (56), George Sulima (52, 54, 56), George Nicksich (51)

89 Vance McDonald (17-19), Ladarius Green (16), Matt Spaeth (14-15), Jerricho Cotchery (11-13), Matt Spaeth (07-10), Lee Mays (02-06), Will Blackwell (97-01), Ernie Mills (91-96), Charles Lockett (87-88), Bennie Cunningham (76-85), John McMakin (72-74), Marsh Cropper (67-69), Jim Kelly (64), Bobby Joe Green (60-61), Tom Barnett (59-60), Dick Lasse (58-59), Perry Richards (57), Jack O'Brien (54-57), Pat Smithwick (52), Ernie Stautner (51), Pete Barbolak (49), Tom Miller (43)

Steelers All-Time Jersey Numbers

T.J.
WATT

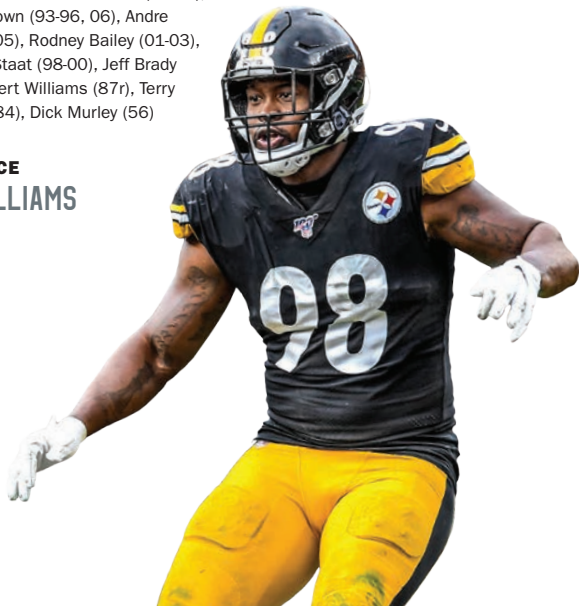
90 T.J. Watt (17-19), Ricardo Mathews (16), Steve McLendon (11-15), Thaddeus Gibson (10), Travis Kirschke (04-09), Erik Flowers (03), Justin Kurpeikis (01-02), Donnel Thompson (00), Reggie Lowe (99), Bill Johnson (95-96), Jeff Zgonina (93-94), Huey Richardson (91-92), Tyronne Stowe (87-90), Steve Apke (87), Bob Kohrs (81-85), George Webster (72-73), Dick Lasse (58), Leon Jamison (58), John Howle (56)

91 Stephon Tuitt (14-19), Nick Williams (13), Brandon Johnson (12), Aaron Smith (99-11), Israel Raybon (96), Kevin Greene (93-95), Craig Veasey (91), Jerrol Williams (89), Gregg Carr (85-88), Dan McBride (56)

92 Olasunkanmi Adeniyi (18-19), James Harrison (04-12, 14-17), Hebron Fangupo (13), Jason Gildon (94-03), Elnardo Webster (92), Jerry Olsavsky (89), Michael Minter (87r), Keith Gary (83-88), Larry Aldrich (58), Dom Penza (56)

93 Daniel McCullers (16-19), Cam Thomas (15), Jason Worilds (11-14), Nick Eason (07-10), Rodney Bailey (06), James Harrison (02), Joel Steed (92-99), Keith Willis (81-87, 89-91), John Stock (56)

94 Tyson Alualu (17-19), Lawrence Timmons (07-16), Chad Brown (93-96, 06), Andre Frazier (05), Rodney Bailey (01-03), Jeremy Staat (98-00), Jeff Brady (91), Albert Williams (87r), Terry Echols (84), Dick Murley (56)

VINCE
WILLIAMS

95 Jarvis Jones (13-16), Alameda Ta'amu (12), Corbin Bryant (11), Donovan Woods (08-09), Ryan McBean (07), Richard Siegler (06), Marquis Cooper (06), Alonzo Jackson (03-04), Mike Jones (02), Greg Lloyd (88-97), Jackie Cline (87), Xavier Warren (87), John Goodman (81-85)

96 Isaiah Buggs (19), L.T. Walton (15-18), Cam Thomas (14), Ziggy Hood (09-13), Orpheus Roye (08), Shaun Nua (05), Kendrick Clancy (00-04), Mike Vrabel (97), Brentson Buckner (94-96), Ricky Sutton (93), Jackie Cline (87), Anthony Henton (86, 88)

97 Cameron Heyward (11-19), Jason Worilds (10), Arnold Harrison (06-09), Kendrick Bell (01-04), Chad Kelsay (99), Rod Manuel (97-98), Ray Seals (94-96), Aaron Jones (88-92), Joe Williams (87)

98 Vince Williams (14-19), Casey Hampton (01-12), Ernie Brown (99), Oliver Gibson (95-98), Gerald Williams (86-94)

99 Caushaud Lyons (15), Brett Keisel (02-14), Levon Kirkland (92-00), A.J. Jenkins (89-90), Darryl Sims (85-86), Avon Riley (87r), Michael Minter (87)

Steelers All-Time Draft Picks

2020 49TH OVERALL (3 OFFENSIVE, 3 DEFENSIVE)

Rd	Player	School	Pk(Overall)
2.	Chase Claypool (WR)	Notre Dame	49
3.	Alex Highsmith (LB)	Charlotte	102
		<i>(Compensatory selection)</i>	
4a.	Anthony McFarland Jr. (RB)	Maryland	124
4b.	Kevin Dotson (OL)	Louisiana**	135
6.	Antoine Brooks (DB)	Maryland	198
7.	Carlos Davis (DT)	Nebraska	232

**Acquired via trade with Miami Dolphins

2019 20TH OVERALL (4 OFFENSIVE, 5 DEFENSIVE)

Rd	Player	School	Pk(Overall)
1.	Devin Bush (LB)	Michigan*	10
3a.	Diontae Johnson (WR)	Toledo	66
3b.	Justin Layne (CB)	Michigan State	83
4.	Benjamin Snell (RB)	Kentucky	122
5.	Zach Gentry (TE)	Michigan	141
6a.	Sutton Smith (LB)	Northern Illinois	175
6b.	Isaiah Buggs (DE)	Alabama	192
6c.	Ulysees Gilbert (LB)	Akron	207
7.	Derwin Gray (OT)	Maryland	219

*Acquired 10th pick in the first round via trade with Denver Broncos. The Steelers traded the 20th pick, second-round selection (52nd overall) and their third-round pick in 2020.

2018 28TH OVERALL (4 OFFENSIVE, 3 DEFENSIVE)

Rd	Player	School	Pk(Overall)
1.	Terrell Edmunds (S)	Virginia Tech	28
2.	James Washington (WR)	Oklahoma State	60
3a.	Mason Rudolph (QB)	Oklahoma State	76
3b.	Chuks Okorafor (OT)	Western Michigan	92
5a.	Marcus Allen (S)	Penn State	148
5b.	Jaylen Samuels (RB)	North Carolina	165
7.	Joshua Frazier (DL)	Alabama	246

2017 30TH OVERALL (4 OFFENSIVE, 4 DEFENSIVE)

Rd	Player	School	Pk(Overall)
1.	T.J. Watt (OLB)	Wisconsin	30
2.	Juju Smith-Schuster (WR)	USC	62
3a.	Cameron Sutton (CB)	Tennessee	94
3b.	James Conner (RB)	Pittsburgh	105
		<i>(Compensatory selection)</i>	
4.	Joshua Dobbs (QB)	Tennessee	135
5.	Brian Allen (CB)	Utah	173
6.	Colin Holba (LS)	Louisville	213
7.	Keion Adams (LB)	Western Michigan	248

2016 25TH OVERALL (2 OFFENSIVE, 5 DEFENSIVE)

Rd	Player	School	Pk(Overall)
1.	Artie Burns (CB)	Miami (Fla.)	25
2.	Sean Davis (S)	Maryland	58
3.	Javon Hargrave (NT)	S. Carolina State	89
4.	Jerald Hawkins (OT)	LSU	123
6.	Travis Feeney (LB)	Washington	220
		<i>(Compensatory selection)</i>	
7a.	Demarcus Ayers (WR)	Houston	229
7b.	Tyler Matakovich (LB)	Temple	246

2015 22ND OVERALL (2 OFFENSIVE, 6 DEFENSIVE)

Rd	Player	School	Pk(Overall)
1.	Bud Dupree (LB)	Kentucky	22
2.	Senquez Golson (CB)	Mississippi	56
3.	Sammie Coates (WR)	Auburn	87
4.	Doran Grant (CB)	Ohio State	121
5.	Jesse James (TE)	Penn State	160
6a.	Leterrius Walton (DE)	Central Michigan	199
6b.	Anthony Chickillo (LB)	Miami	212
		<i>(Compensatory selection)</i>	
7.	Gerod Holliman (S)	Louisville	218

2014 15TH OVERALL (4 OFFENSIVE, 5 DEFENSIVE)

Rd	Player	School	Pk(Overall)
1.	Ryan Shazier (LB)	Ohio State	15
2.	Stephon Tuitt (DE)	Notre Dame	46
3.	Dri Archer (WR/RB)	Kent State	97
		<i>(Compensatory selection)</i>	
4.	Martavis Bryant (WR)	Clemson	118
5a.	Shaquille Richardson (CB)	Arizona	157
5b.	Wesley Johnson (OL)	Vanderbilt	173
		<i>(Compensatory selection)</i>	
6a.	Jordan Zumwalt (LB)	UCLA	192
6b.	Daniel McCullers (DL)	Tennessee	215
		<i>(Compensatory selection)</i>	
7.	Rob Blanchflower (TE)	Massachusetts	230

2013 17TH OVERALL (4 OFFENSIVE, 5 DEFENSIVE)

Rd	Player	School	Pk(Overall)
1.	Jarvis Jones (LB)	Georgia	17
2.	Le'Veon Bell (RB)	Michigan State	48
3.	Markus Wheaton (WR)	Oregon State	79
4a.	Shamarko Thomas (S)	Syracuse*	111
4b.	Landry Jones (QB)	Oklahoma	115
5.	Terry Hawthorne (CB)	Illinois	150
6a.	Justin Brown (WR)	Oklahoma	186
6b.	Vince Williams (LB)	Florida State	206
		<i>(Compensatory selection)</i>	
7.	Nick Williams (DT)	Samford	223

*Acquired 14th pick in the fourth round (111th overall) via a trade with Cleveland. The Steelers traded their 2014 third-round selection to Cleveland in return.

2012 24TH OVERALL (6 OFFENSIVE, 3 DEFENSIVE)

Rd	Player	School	Pk(Overall)
1.	DeCastro, David (OG)	Stanford	24
2.	Adams, Mike (OT)	Ohio State	56
3.	Spence, Sean (LB)	Miami (Fla.)	86
4.	Ta'amu, Alameda (DT)	Washington*	109
5.	Rainey, Chris (RB)	Florida	159
7a.	Clemons, Toney (WR)	Colorado	231
7b.	Paulson, David (TE)	Oregon	240
		<i>(Compensatory selection)</i>	
7c.	Frederick, Terrence (CB)	Texas A&M	246
		<i>(Compensatory selection)</i>	
7d.	Beachum, Kelvin (OG)	SMU	248
		<i>(Compensatory selection)</i>	

*Traded original fourth-round selection (119th overall) and sixth-round selection (193rd overall) to Washington in return for the 109th overall pick

Steelers All-Time Draft Picks

2011 31ST OVERALL (3 OFFENSIVE, 4 DEFENSIVE)

Rd	Player	School	Pk(Overall)
1.	Heyward, Cameron (DT)	Ohio State	31
2.	Gilbert, Marcus (OT)	Florida	63
3.	Brown, Curtis (CB)	Texas	95
4.	Allen, Cortez (CB)	The Citadel	128
5.	Carter, Chris (LB)	Fresno State	162
6.	Williams, Keith (OG)	Nebraska	196
7.	Batch, Baron (RB)	Texas Tech	232

2010 18TH OVERALL (5 OFFENSIVE, 5 DEFENSIVE)

Rd	Player	School	Pk(Overall)
1.	Pouncey, Maurkice (C)	Florida	18
2.	Worlds, Jason (LB)	Virginia Tech	52
3.	Sanders, Emmanuel (WR)	Southern Methodist	82
4.	Gibson, Thaddeus (DE)	Ohio State	116
5a.	Scott, Chris (OT)	Tennessee	151
5b.	Butler, Crezdon (CB)	Clemson	164
		(Compensatory selection)	
5c.	Sylvester, Stevenson (LB)	Utah	166
		(Compensatory selection)	
6a.	Dwyer, Jonathan (RB)	Georgia Tech	188
6b.	Brown, Antonio (WR)*	Central Michigan	195
7.	Worthington, Doug (DT)	Ohio State	242
		(Compensatory selection)	

* Acquired the 195th selection and CB Bryant McFadden from Arizona in exchange for the Steelers' 155th overall selection.

** Pittsburgh traded its seventh-round pick (225th overall) to Tampa Bay for QB Byron Leftwich.

2009 32ND OVERALL (5 OFFENSIVE, 4 DEFENSIVE)

Rd	Player	School	Pk(Overall)
1.	Hood, Evander "Ziggy" (DE/DT)	Missouri	32
2.	Choice to Denver		
3a.	Urbik, Kraig (OG)	Wisconsin	79
		(Choice from Denver)	
3b.	Wallace, Mike (WR)	Mississippi	84
		(Choice from Denver)	
3c.	Lewis, Keenan (CB)	Oregon State	96
4.	Choice to Denver		
5a.	Burnett, Joe (CB)	Central Florida	168
5b.	Summers, Frank (RB/FB)	UNLV	169
		(Compensatory selection)	
6.	Harris, Ra'Shon "Sunny" (DT)	Oregon	205
7a.	Shipley, A.Q. (C)	Penn State	226
		(Choice from Tampa Bay)	
7b.	Johnson, David (TE)	Arkansas State	241

2008 23RD OVERALL (4 OFFENSIVE, 3 DEFENSIVE)

Rd	Player	School	Pk(Overall)
1.	Mendenhall, Rashard (RB)	Illinois	23
2.	Sweed, Limas (WR)	Texas	53
3.	Davis, Bruce (LB)	UCLA	88
4.	Hills, Tony (OL)	Texas*	130
5.	Dixon, Dennis (QB)	Oregon	156
6a.	Humpal, Mike (LB)	Iowa	188
6b.	Mundy, Ryan (S)	West Virginia	194
7.	Choice to Atlanta		

* Traded from 123rd to 130th with the N.Y. Giants. Received Giants' 6th round choice

2007 15TH OVERALL (3 OFFENSIVE, 4 DEFENSIVE, 1 PUNTER)

Rd	Player	School	Pk(Overall)
1.	Timmons, Lawrence (LB)	Florida State	15
2.	Woodley, LaMarr (LB)	Michigan	46
3.	Spaeth, Matt (TE)	Minnesota	77
4a.	Sepulveda, Daniel (P)	Baylor*	112
4b.	McBean, Ryan (DE)	Oklahoma State	132
		(Compensatory selection)	
5a.	Stephenson, Cameron (OG)	Rutgers	156
5b.	Gay, William (CB)	Louisville	170
		(Compensatory selection)	
6.	Choice to Green Bay		
7.	Baker, Dallas (WR)	Florida	277

* Acquired via a trade with Green Bay for Steelers' 4th and 6th round picks.

2006 32ND OVERALL (7 OFFENSIVE, 2 DEFENSIVE)

Rd	Player	School	Pk(Overall)
1.	Holmes, Santonio (WR)	Ohio State *	25
2.	Choice to Minnesota		
3a.	Smith, Anthony (FS)	Syracuse	83
		(Choice from Minnesota)	
3b.	Reid, Willie (WR)	Florida State	95
		(Choice from Minnesota)	
4a.	Colon, Willie (OT)	Hofstra	131
		(Compensatory selection)	
4b.	Harris, Orien (DE)	Miami (Fla.)	133
		(Compensatory selection)	
5a.	Jacobs, Omar (QB)	Bowling Green	164
5b.	Davis, Charles (TE)	Purdue	167
		(Compensatory selection)	
6.	Philip, Marvin (C)	California	201
7.	Humes, Cedric (RB)	Virginia Tech	240

* Traded up to 25th from 32nd with N.Y. Giants

2005 30TH OVERALL (5 OFFENSIVE, 3 DEFENSIVE)

Rd	Player	School	Pk(Overall)
1.	Miller, Heath (TE)	Virginia	30
2.	McFadden, Bryant (CB)	Florida State	62
3.	Essex, Trai (OT)	Northwestern	93
4.	Gibson, Fred (WR)	Georgia	131
5.	Wallace, Rian (LB)	Temple	166
6.	Kemoatu, Chris (OG)	Utah	204
7a.	Nua, Shaun (DE)	Brigham Young	228
		(Choice from Carolina)	
7b.	Herron, Noah (RB)	Northwestern	244

2004 11TH OVERALL (5 OFFENSIVE, 3 DEFENSIVE)

Rd	Player	School	Pk(Overall)
1.	Roethlisberger, Ben (QB)	Miami (OH)	11
2.	Colclough, Ricardo (CB)	Tusculum *	38
3.	Starks, Max (OT)	Florida	75
		Choice to Indianapolis	
5.	Adibi, Nathaniel (LB)	Virginia Tech	145
6a.	Lacy, Bo (OT)	Arkansas	177
6b.	Kranchick, Matt (TE)	Penn State	194
		(Choice from St. Louis)	
6c.	Caylor, Drew (C/LS)	Stanford	197
		(Choice from New England)	
7.	Taylor, Eric (DE)	Memphis	212

* Traded up to 38th from 44th with Indianapolis

Steelers All-Time Draft Picks

2003 27TH OVERALL (2 OFFENSIVE, 3 DEFENSIVE)

Rd	Player	School	Pk(Overall)
1.	Polamalu, Troy (S)	USC *	16
2.	Jackson, Alonzo (LB)	Florida State	59
3.	<i>Choice to Kansas City</i>		
4.	Taylor, Ivan "Ike" (CB)	Louisiana-Lafayette	125
5.	St. Pierre, Brian (QB)	Boston College	163
6.	<i>Choice to Kansas City</i>		
7.	Wall, J.T. (FB)	Georgia	242

* Traded up to 16th from 27th with Kansas City

2002 30TH OVERALL (4 OFFENSIVE, 4 DEFENSIVE)

Rd	Player	School	Pk(Overall)
1.	Simmons, Kendall (OG)	Auburn	30
2.	Randle El, Antwaan (WR)	Indiana	62
3.	Hope, Chris (S)	Florida State	94
4.	Foote, Larry (LB)	Michigan	128
5.	Haynes, Verron (FB)	Georgia	166
6.	Mays, Lee (WR)	UTEP	202
7a.	Glover, LaVar (CB)	Cincinnati	212
		<i>(Compensatory selection)</i>	
7b.	Keisel, Brett (DE)	Brigham Young	242

2001 19TH OVERALL (3 OFFENSIVE, 4 DEFENSIVE)

Rd	Player	School	Pk(Overall)
1.	Hampton, Casey (DT)	Texas *	19
2.	Bell, Kendall (LB)	Georgia **	39
		<i>(Choice from New England)</i>	
3.	<i>Forfeited</i>		
4.	Nkwenti, Mathias (OT)	Temple *	111
		<i>(Choice from N.Y. Jets)</i>	
5.	Okobi, Chukky (C/OG)	Purdue	146
6a.	Bailey, Rodney (DE)	Ohio State *	181
		<i>(Choice from N.Y. Jets)</i>	
6b.	Knight, Roger (LB)	Wisconsin	182
7.	Taylor, Chris (WR)	Texas A&M	218

* Traded from 16th to 19th with N.Y. Jets. Also received Jets' 4th and 6th round choices.

** Traded 50th and 112th picks to New England for their 39th pick.

2000 8TH OVERALL (4 OFFENSIVE, 5 DEFENSIVE)

Rd	Player	School	Pk(Overall)
1.	Burruss, Plaxico (WR)	Michigan State	8
2.	Smith, Marvel (DT)	Arizona State	38
3a.	Clancy, Kendrick (DE)	Mississippi	72
3b.	Poteat, Hank (CB)	Pittsburgh	77
		<i>(Choice from Oakland)</i>	
4.	Farmer, Danny (WR)	UCLA	103
5a.	Haggans, Clark (LB)	Colorado State	137
5b.	Martin, Tee (QB)	Tennessee	163
		<i>(Compensatory selection)</i>	
6a.	Combs, Chris (DT)	Duke	173
6b.	Gavadza, Jason (TE)	Kent State	204
		<i>(Compensatory selection)</i>	
7.	<i>Choice to Washington</i>		

1999 13TH OVERALL (5 OFFENSIVE, 5 DEFENSIVE, 1 KICKER)

Rd	Player	School	Pk(Overall)
1.	Edwards, Troy (WR)	Louisiana Tech	13
2a.	<i>Choice to Minnesota</i>		
2b.	Shields, Scott (S)	Weber State	59
		<i>(Choice from Minnesota)</i>	
3a.	Porter, Joey (LB)	Colorado State	73
		<i>(Choice from Washington)</i>	
3b.	Farris, Kris (T)	UCLA	74
3c.	Zereoue, Amos (RB)	West Virginia	95
		<i>(Compensatory selection)</i>	
4.	Smith, Aaron (DE)	Northern Colorado	109
5a.	Tuman, Jerame (TE)	Michigan	136
		<i>(Choice from Indianapolis)</i>	
5b.	<i>Choice to Oakland</i>		
5c.	Johnson, Malcolm (WR)	Notre Dame	166
		<i>(Compensatory selection)</i>	
6.	<i>Choice to N.Y. Jets</i>		
7a.	Dingle, Antonio (DT)	Virginia	214
		<i>(Choice from San Diego)</i>	
7b.	Kelsay, Chad (LB)	Nebraska	219
7c.	Brown, Kris (K)	Nebraska	228
		<i>(Choice from Arizona)</i>	

1998 26TH OVERALL (5 OFFENSIVE, 5 DEFENSIVE)

Rd	Player	School	Pk(Overall)
1.	Faneca, Alan (G)	LSU	26
2a.	Staat, Jeremy (DE)	Arizona State	41
		<i>(Choice from Philadelphia)</i>	
2a.	<i>Choice to N.Y. Jets</i>		
3a.	Conrad, Chris (T)	Fresno State	66
		<i>(Choice from San Diego)</i>	
3b.	<i>Choice to N.Y. Jets</i>		
3c.	Ward, Hines (WR)	Georgia	92
		<i>(Compensatory selection)</i>	
4a.	Townsend, Deshea (CB)	Alabama	117
4b.	King, Carlos (RB)	North Carolina State	123
		<i>(Compensatory selection)</i>	
5a.	Simmons, Jason (CB)	Arizona State	137
5b.	<i>Choice to N.Y. Jets</i>		
6a.	Fuamatu-Ma'afala, Chris (RB)	Utah	178
6b.	Olson, Ryan (LB)	Colorado	186
		<i>(Compensatory selection)</i>	
7a.	<i>Choice to San Francisco</i>		
7b.	Rubio, Angel (DE)	Southeast Missouri State	221
		<i>(Compensatory selection)</i>	

1997 24TH OVERALL (4 OFFENSIVE, 4 DEFENSIVE)

Rd	Player	School	Pk(Overall)
1.	Scott, Chad (DB)	Maryland	24
2.	Blackwell, Will (WR)	San Diego State	53
3a.	Wiggins, Paul (T)	Oregon	82
3b.	Vrabel, Mike (DE)	Ohio State	91
		<i>(Compensatory selection)</i>	
4.	<i>Choice to Miami</i>		
5.	Jones, George (RB)	San Diego State	154
6a.	Porter, Daryl (DB)	Boston College	186
6b.	Manuel, Rod (DE)	Oklahoma	199
		<i>(Compensatory selection)</i>	
7.	Adams, Michael (WR)	Texas	223

Steelers All-Time Draft Picks

1996 29TH OVERALL (4 OFFENSIVE, 5 DEFENSIVE)

Rd	Player	School	Pk(Overall)
1.	Stephens, Jamain (T)	North Carolina A&T	29
2.	Choice to St. Louis		
3a.	Conley, Steve (LB)	Arkansas	72
	(Choice from St. Louis)		
3b.	Witman, Jon (RB)	Penn State	92
4a.	Holmes, Earl (LB)	Florida A&M	126
4b.	Arnold, Jahine (WR)	Fresno State	132
	(Compensatory selection)		
5.	Raybon, Israel (DE)	North Alabama	163
6a.	Roye, Orpheus (DE)	Florida State	200
6b.	Fischer, Spence (QB)	Duke	203
	(Compensatory selection)		
7.	Emmons, Carlos (LB)	Arkansas State	242

1995 27TH OVERALL (4 OFFENSIVE, 5 DEFENSIVE, 1 KICKER)

Rd	Player	School	Pk(Overall)
1.	Bruener, Mark (TE)	Washington	27
2.	Stewart, Kordell (QB)	Colorado	60
3.	Stai, Brenden (G)	Nebraska	91
4a.	Gibson, Oliver (DE)	Notre Dame	120
	(Choice from New England)		
4b.	Jones, Donta (LB)	Nebraska	125
5a.	Flowers, Lethon (DB)	Georgia Tech	151
	(Choice from Chicago)		
5b.	Brown, Lance (DB)	Indiana	161
6.	Miles, Barron (DB)	Nebraska	199
7a.	Bailey, Henry (WR)	UNLV	235
7b.	Ford, Cole (K)	USC	247
	(Compensatory selection)		

1994 17TH OVERALL (5 OFFENSIVE, 5 DEFENSIVE)

Rd	Player	School	Pk(Overall)
1.	Johnson, Charles (WR)	Colorado	17
2.	Buckner, Brentson (DE)	Clemson	50
3a.	Gildon, Jason (LB)	Oklahoma State	88
	(Choice from Minnesota)		
3b.	Morris, Bam (RB)	Texas Tech	91
4.	Faumui, Ta'ase (DE)	Hawaii	122
5a.	Bell, Myron (DB)	Michigan State	140
	(Choice from Chicago)		
5b.	Brown, Gary (T)	Georgia Tech	148
6a.	Miller, Jim (QB)	Michigan State	178
6b.	Ravotti, Eric (LB)	Penn State	180
	(Choice from Minnesota)		
7.	Abrams, Brice (RB)	Michigan State	209

1993 23RD OVERALL (4 OFFENSIVE, 6 DEFENSIVE)

Rd	Player	School	Pk(Overall)
1.	Figures, Deon (DB)	Colorado	23
2a.	Brown, Chad (LB)	Colorado	44
	(Choice from Indianapolis)		
2b.	Choice to Indianapolis		
3.	Hastings, Andre (WR)	Georgia	76
4.	Henry, Kevin (DE)	Mississippi State	108
5a.	Palelei, Lonnie (G)	UNLV	135
5b.	Woodard, Marc (LB)	Mississippi State	140
	(Choice from Dallas)		
6.	Williams, Willie (DB)	Western Carolina	162
7a.	Zgonina, Jeff (DT)	Purdue	185
	(Choice from Washington)		
7b.	Keith, Craig (TE)	Lenoir-Rhyne	189
8.	Van Pelt, Alex (QB)	Pittsburgh	216

1992 11TH OVERALL (8 OFFENSIVE, 6 DEFENSIVE)

Rd	Player	School	Pk(Overall)
1.	Searcy, Leon (T)	Miami (FL)	11
2.	Kirkland, Levon (LB)	Clemson	38
3.	Steed, Joel (NT)	Colorado	67
4.	Davenport, Charles (WR)	North Carolina State	94
5.	Haller, Alan (DB)	Michigan State	123
6.	Choice to San Francisco		
7a.	Campbell, Russ (TE)	Kansas State	179
7b.	Graham, Scottie (RB)	Ohio State	188
	(Choice from San Francisco)		
8a.	Perry, Darren (DB)	Penn State	203
	(Choice from Green Bay)		
8b.	Ismail, Hesham (G)	Florida	206
8c.	Williams, Nate (DT)	Mississippi State	215
	(Choice from San Francisco)		
9.	Webster, Elnardo (LB)	Rutgers	235
10.	Saunders, Mike (RB)	Iowa	262
11.	Gammon, Kendall (G)	Pittsburg State	291
12.	Benton, Cornelius (QB)	Connecticut	318

1991 15TH OVERALL (7 OFFENSIVE, 5 DEFENSIVE)

Rd	Player	School	Pk(Overall)
1.	Richardson, Huey (DE)	Florida	15
2.	Graham, Jeff (WR)	Ohio State	46
3.	Mills, Ernie (WR)	Florida	73
4a.	Walker, Sammy (DB)	Texas Tech	88
	(Choice from Denver)		
4b.	Choice to L.A. Raiders		
4c.	Cooper, Adrian (TE)	Oklahoma	103
	(Choice from Washington)		
5.	Choice to San Diego		
6.	Thompson, Leroy (RB)	Penn State	158
7.	Jones, Andre (LB)	Notre Dame	185
8.	Dingman, Dean (G)	Michigan	212
9.	McGonnigal, Bruce (TE)	Virginia	238
10.	Solomon, Ariel (T)	Colorado	269
11.	Thomas, Efrum (DB)	Alabama	296
12.	Brady, Jeff (LB)	Kentucky	323

Steelers All-Time Draft Picks

1990 21ST OVERALL (7 OFFENSIVE, 6 DEFENSIVE)

Rd	Player	School	Pk(Overall)
1a.	<i>Choice to Dallas</i>		
1b.	Green, Eric (TE)	Liberty	21
		<i>(Choice from Minnesota)</i>	
2.	Davidson, Kenny (DE)	LSU	43
3a.	O'Donnell, Neil (QB)	Maryland	70
3b.	Veasey, Craig (DT)	Houston	81
		<i>(Choice from San Francisco)</i>	
4.	Calloway, Chris (WR)	Michigan	97
5.	Foster, Barry (RB)	Arkansas	128
6.	Heard, Ron (WR)	Bowling Green	155
7.	Grayson, Dan (LB)	Washington State	182
8.	Dunbar, Karl (DT)	LSU	209
9.	Jones, Gary (DB)	Texas A&M	239
10.	Miles, Eddie (LB)	Minnesota	266
11.	Strzelczyk, Justin (T)	Maine	293
12.	Bell, Richard (RB)	Nebraska	319

1989 7TH OVERALL (5 OFFENSIVE, 8 DEFENSIVE)

Rd	Player	School	Pk(Overall)
1a.	Worley, Tim (RB)	Georgia	7
1b.	Ricketts, Tom (T)	Pittsburgh	24
		<i>(Choice from Minnesota)</i>	
2.	Lake, Carnell (S)	UCLA	34
3.	Hill, Derek (WR)	Arizona	61
4.	Williams, Jerrol (LB)	Purdue	91
5.	Arnold, David (S)	Michigan	118
6.	Stock, Mark (WR)	Virginia Military	144
7.	Johnson, D.J. (CB)	Kentucky	174
8.	Asbeck, Chris (NT)	Cincinnati	201
9.	Jenkins, A.J. (DE)	Cal State Fullerton	228
10.	Olsavsky, Jerry (LB)	Pittsburgh	258
11.	Slater, Brian (WR)	Washington	285
12.	Haselrig, Carlton (DE)	Pitt.-Johnstown	312

1988 18TH OVERALL (7 OFFENSIVE, 6 DEFENSIVE)

Rd	Player	School	Pk(Overall)
1.	Jones, Aaron (DE)	Eastern Kentucky	18
2.	Dawson, Dermontti (G)	Kentucky	44
3.	Lanza, Chuck (C)	Notre Dame	70
4.	<i>Choice to Kansas</i>		
5a.	Jordan, Darin (LB)	Northeastern	121
		<i>(Choice from Phoenix)</i>	
5b.	Reese, Jerry (NT)	Kentucky	128
6.	Williams, Warren (RB)	Miami (FL)	155
7.	Zeno, Marc (WR)	Tulane	182
8a.	Nichols, Mark (NT)	Michigan State	209
8b.	Hinnant, Mike (TE)	Temple	211
		<i>(Choice from San Diego)</i>	
9.	Lockbaum, Gordie (RB)	Holy Cross	236
10.	Jackson, John (T)	Eastern Kentucky	252
11.	Dawson, Bobby (DB)	Illinois	295
12.	Earle, James (LB)	Clemson	322

1987 10TH OVERALL (6 OFFENSIVE, 7 DEFENSIVE)

Rd	Player	School	Pk(Overall)
1.	Woodson, Rod (DB)	Purdue	10
2.	Hall, Delton (DB)	Clemson	38
3.	Lockett, Charles (WR)	Long Beach State	66
4.	Everett, Thomas (DB)	Baylor	94
5.	Nickerson, Hardy (LB)	California	122
6a.	Johnson, Tim (NT)	Penn State	141
		<i>(Choice from Tampa Bay)</i>	
6b.	Lloyd, Greg (LB)	Fort Valley State	150
7.	Kelley, Chris (TE)	Akron	178
8.	Buchanan, Charles (DE)	Tennessee State	205
9.	Clinkscales, Joey (WR)	Tennessee	233
10.	Hoge, Merril (RB)	Idaho State	261
11.	Oswald, Paul (C)	Kansas	289
12.	Young, Theo (TE)	Arkansas	317

1986 9TH OVERALL (6 OFFENSIVE, 7 DEFENSIVE)

Rd	Player	School	Pk(Overall)
1.	Rienstra, John (G)	Temple	9
2.	Williams, Gerald (DE)	Auburn	36
3.	Briester, Bubby (QB)	Louisiana-Monroe	67
4.	Callahan, Bill (DB)	Pittsburgh	94
5a.	Tucker, Erroll (DB)	Utah	122
5b.	Jones, Brent (TE)	Santa Clara	135
		<i>(Choice from L.A. Raiders)</i>	
6.	Bryant, Domingo (DB)	Texas A&M	148
7.	Carter, Rodney (RB)	Purdue	175
8.	Boso, Cap (TE)	Illinois	207
9.	Henton, Anthony (LB)	Troy	234
10.	Seitz, Warren (WR)	Missouri	260
11.	Station, Larry (LB)	Iowa	287
12.	Williams, Mike (LB)	Tulsa	314

1985 20TH OVERALL (4 OFFENSIVE, 8 DEFENSIVE, 1 PUNTER)

Rd	Player	School	Pk(Overall)
1.	Sims, Darryl (DE)	Wisconsin	20
2.	Behning, Mark (T)	Nebraska	47
3.	Hobley, Liffort (DB)	LSU	74
4.	Turk, Dan (C)	Wisconsin	101
5a.	<i>Choice to Seattle</i>		
5b.	Jacobs, Cam (LB)	Kentucky	136
		<i>(Choice from Washington)</i>	
6.	Carr, Gregg (LB)	Auburn	160
7.	Andrews, Alan (TE)	Rutgers	187
8.	Newsome, Harry (P)	Wake Forest	214
9a.	Small, Fred (LB)	Washington	241
9b.	Harris, Andre (DB)	Minnesota	242
		<i>(Choice from New England)</i>	
10.	White, Oliver (TE)	Kentucky	268
11.	Matchak, Terry (DB)	Missouri	300
12.	Sanchez, Jeff (DB)	Georgia	327

Steelers All-Time Draft Picks

1984 23RD OVERALL (10 OFFENSIVE, 2 DEFENSIVE)

Rd	Player	School	Pk(Overall)
1.	Lipps, Louis (WR)	Southern Miss	23
2.	Kolodziejski, Chris (TE)	Wyoming	52
3.	<i>Choice to Buffalo through Miami</i>		
4a.	Thompson, Weegie (WR)	Florida State	108
4b.	Long, Terry (G)	East Carolina	111
	<i>(Choice from Washington)</i>		
5.	Hughes, Van (DT)	Texas State	135
6.	Brown, Chris (DB)	Notre Dame	164
7.	Campbell, Scott (QB)	Purdue	191
8.	Rasmussen, Randy (C)	Minnesota	220
9.	Erenberg, Rich (RB)	Colgate	247
10.	McJunkin, Kirk (T)	Texas	276
11.	Veals, Elton (RB)	Tulane	303
12.	Gillespie, Fernandars (RB)	William Jewell	332

1983 21ST OVERALL (9 OFFENSIVE, 5 DEFENSIVE)

Rd	Player	School	Pk(Overall)
1.	Rivera, Gabe (DT)	Texas Tech	21
2.	Capers, Wayne (WR)	Kansas	52
3.	Seabaugh, Todd (LB)	San Diego State	79
4.	Metcalfe, Bo (DB)	Baylor	106
5a.	Skansi, Paul (WR)	Washington	133
5b.	Garrity, Gregg (WR)	Penn State	140
	<i>(Choice from Washington)</i>		
6.	Williams, Eric (DB)	North Carolina State	164
7.	Kirchner, Mark (G)	Baylor	191
8a.	Odom, Henry (RB)	South Carolina State	199
	<i>(Choice from Denver)</i>		
8b.	Dunaway, Craig (TE)	Michigan	218
9.	Wingle, Blake (G)	UCLA	244
10.	Straughter, Roosevelt (DB)	Louisiana-Monroe	275
11.	Raugh, Mark (TE)	West Virginia	302
12.	Wiley, Roger (RB)	Sam Houston State	330

1982 12TH OVERALL (6 OFFENSIVE, 7 DEFENSIVE, 1 KICKER)

Rd	Player	School	Pk(Overall)
1.	Abercrombie, Walter (RB)	Baylor	12
2.	Meyer, John (T)	Arizona State	43
3.	Merriweather, Mike (LB)	Pacific	70
4.	Woods, Rick (DB)	Boise State	97
5.	Dallafora, Ken (T)	Minnesota	124
6a.	Perko, Mike (DT)	Utah State	155
6b.	Bingham, Craig (LB)	Syracuse	167
	<i>(Choice from San Francisco)</i>		
7a.	Nelson, Edmund (DT)	Auburn	172
7b.	Boures, Emil (C)	Pittsburgh	182
8.	Goodson, John (P)	Texas	209
9.	Hirr, Mike (TE)	Central Michigan	236
10.	Sunseri, Sal (LB)	Pittsburgh	267
11.	Abdul-Saboor, Mikal (G)	Morgan State	293
12.	Hughes, Al (DE)	Western Michigan	320

1981 17TH OVERALL (6 OFFENSIVE, 5 DEFENSIVE)

Rd	Player	School	Pk(Overall)
1.	Gary, Keith (DE)	Oklahoma	17
2.	Washington, Anthony (DB)	Fresno State	44
3.	Donnalley, Rick (C)	North Carolina	73
4.	Martin, Robbie (WR)	Cal Poly	100
5.	Martin, Ricky (WR)	New Mexico	127
6.	Hinkle, Bryan (LB)	Oregon	156
7.	Little, David (LB)	Florida	183
8.	Wilson, Frank (RB)	Rice	209
9.	Hunter, James (T)	USC	239
10.	Mayock, Mike (DB)	Boston College	265
11.	Troceno, Rick (QB)	Pittsburgh	292
12.	<i>Choice to San Francisco</i>		

1980 28TH OVERALL (10 OFFENSIVE, 5 DEFENSIVE)

Rd	Player	School	Pk(Overall)
1.	Malone, Mark (QB)	Arizona State	28
2a.	Kohrs, Bob (LB)	Arizona State	35
	<i>(Choice from N.Y. Giants)</i>		
2b.	Goodman, John (DE)	Oklahoma	56
3.	Sydnor, Ray (TE)	Wisconsin	83
4.	Hurley, Bill (QB)	Syracuse	110
5.	Wolfley, Craig (G)	Syracuse	138
6.	Ilkin, Tunch (C)	Indiana State	165
7.	Johnson, Nate (WR)	Hillsdale	193
8.	Walton, Ted (DB)	Connecticut	221
9.	McCall, Ron (WR)	Arkansas-Pine Bluff	249
10a.	Wilson, Woodrow (DB)	North Carolina State	250
	<i>(Choice from San Francisco)</i>		
10b.	Fritz, Ken (G)	Ohio State	277
11.	Pollard, Frank (RB)	Baylor	305
12a.	Vaclavik, Charles (DB)	Texas	306
	<i>(Choice from San Francisco)</i>		
12b.	McGriff, Tyrone (G)	Florida A&M	333

1979 28TH OVERALL (8 OFFENSIVE, 6 DEFENSIVE, 1 KICKER)

Rd	Player	School	Pk(Overall)
1.	Hawthorne, Greg (RB)	Baylor	28
2.	Valentine, Zack (LB)	East Carolina	56
3.	<i>Forfeited</i>		
4a.	Davis, Russell (RB)	Michigan	86
	<i>(Choice from Tampa Bay)</i>		
4b.	Sweeney, Calvin (WR)	USC	110
5.	Board, Dwaine (DE)	North Carolina A&T	137
6a.	Murrell, Bill (TE)	Winston-Salem	157
	<i>(Choice from San Diego)</i>		
6b.	Woodruff, Dwayne (DB)	Louisville	161
	<i>(Choice from New England)</i>		
6c.	Bahr, Matt (K)	Penn State	165
7.	Kimball, Bruce (G)	Massachusetts	192
8.	Graves, Tom (LB)	Michigan State	220
9.	Kirk, Richard (DE)	Denison	248
10.	Thompson, Tod (TE)	Brigham Young	275
11.	Moore, Charlie (C)	Wichita State	303
12a.	Smith, Ed (LB)	Vanderbilt	322
	<i>(Choice from Philadelphia)</i>		
12b.	Almond, Mike (WR)	Northwestern State	330

Steelers All-Time Draft Picks

1978 22ND OVERALL (6 OFFENSIVE, 6 DEFENSIVE, 2 KICKER)

Rd	Player	School	Pk(Overall)
1.	Johnson, Ron (DB)	Eastern Michigan	22
2.	Fry, Willie (DE)	Notre Dame	49
3.	Colquitt, Craig (P)	Tennessee	76
4.	Anderson, Larry (DB)	Louisiana Tech	101
5.	<i>Choice to Green Bay</i>		
6.	Reutershan, Randy (WR)	Pittsburgh	160
7.	Dufresne, Mike (TE)	Nebraska	187
8a.	Moser, Rick (RB)	Rhode Island <i>(Choice from St. Louis)</i>	208
8b.	Keys, Andre (WR)	Cal Poly	214
9.	Reynolds, Lance (T)	Brigham Young	241
10a.	Becker, Doug (LB)	Notre Dame	268
10b.	Jurich, Tom (K)	Northern Arizona <i>(Choice from Oakland)</i>	276
11a.	Terry, Nat (DB)	Florida State <i>(Choice from Tampa Bay)</i>	279
11b.	Brzozka, Tom (C)	Pittsburgh	300
12.	Carr, Brad (LB)	Maryland	327

1977 21ST OVERALL (10 OFFENSIVE, 8 DEFENSIVE)

Rd	Player	School	Pk(Overall)
1.	Cole, Robin (LB)	New Mexico	21
2.	Thornton, Sidney (RB)	Northwestern State	48
3a.	Beasley, Tom (DT)	Virginia Tech <i>(Choice from N.Y. Jets)</i>	60
3b.	Smith, Jim (WR)	Michigan	75
4a.	Petersen, Ted (C)	Eastern Illinois <i>(Choice from Green Bay)</i>	93
4b.	Smith, Laverne (RB)	Kansas <i>(Choice from Chicago)</i>	99
4c.	Audick, Dan (G)	Hawaii	106
5a.	Stoudt, Cliff (QB)	Youngstown State <i>(Choice from Kansas City)</i>	121
5b.	Courson, Steve (G)	South Carolina <i>(Choice from Detroit)</i>	125
5c.	Winston, Dennis (LB)	Arkansas	132
6.	Harris, Paul (LB)	Alabama	159
7.	Frisch, Randy (DT)	Missouri	186
8.	August, Phil (WR)	Miami (FL)	217
9.	Kelly, Roosevelt (TE)	Eastern Kentucky	244
10a.	Cowans, Alvin (DB)	Florida <i>(Choice from Buffalo)</i>	253
10b.	LaCrosse, Dave (LB)	Wake Forest	271
11.	West, Lou (DB)	Cincinnati	298
12.	Stephens, Jimmy (TE)	Florida <i>(Choice from Seattle)</i>	310

1976 28TH OVERALL (13 OFFENSIVE, 9 DEFENSIVE)

Rd	Player	School	Pk(Overall)
1.	Cunningham, Bennie (TE)	Clemson	28
2a.	Pinney, Ray (C)	Washington <i>(Choice from Chicago)</i>	37
2b.	Kruczek, Mike (QB)	Boston College <i>(Choice from Baltimore)</i>	47
2c.	Files, James (C)	McNeese State	56
3a.	Coder, Ron (DT)	Penn State <i>(Choice from Green Bay)</i>	70
3b.	Pough, Ernest (WR)	Texas Southern	88
4a.	Monds, Wonder (DB)	Nebraska <i>(Choice from Baltimore)</i>	112
4b.	Bell, Theo (WR)	Arizona	120
5.	Norton, Rodney (LB)	Rice	152
6a.	Dunn, Gary (DT)	Miami (FL) <i>(Choice from San Diego)</i>	159
6b.	Deloplaine, Jack (RB)	None	182
7.	Burton, Barry (TE)	Vanderbilt	209
8.	McAleney, Ed (DT)	Massachusetts	237
9.	Gains, Wentford (DB)	Cincinnati	265
10.	Campbell, Gary (LB)	Colorado	291
11.	Fuchs, Rolland (RB)	Arkansas	319
12.	Carroll, Bill (WR)	Texas A&M-Commerce	347
13.	Kain, Larry (TE)	Ohio State	375
14.	Fields, Wayne (DB)	Florida	403
15.	Davis, Mel (DE)	North Texas	431
16.	Butts, Randy (RB)	Nebraska-Kearney	459
17.	Kirk, Kelvin (WR)	Dayton	487

1975 26TH OVERALL (12 OFFENSIVE, 9 DEFENSIVE)

Rd	Player	School	Pk(Overall)
1.	Brown, Dave (DB)	Michigan	26
2.	Barber, Bob (DE)	Grambling State	51
3.	White, Walter (TE)	Maryland	78
4.	Evans, Harold (LB)	Houston	104
5.	Sexton, Brent (DB)	Elon	130
6.	Crenshaw, Marvin (T)	Nebraska	156
7.	Mattingly, Wayne (T)	Colorado	182
8a.	Kropp, Tom (LB)	Nebraska-Kearney <i>(Choice from Kansas City)</i>	190
8b.	Humphrey, Al (DE)	Tulsa	208
9a.	Clark, Eugene (G)	UCLA <i>(Choice from New England)</i>	222
9b.	Reimer, Bruce (RB)	North Dakota State	234
10a.	Heyer, Kirt (DT)	Nebraska-Kearney <i>(Choice from New England)</i>	247
10b.	Gray, Archie (WR)	Wyoming	260
11.	Little, Randy (TE)	West Liberty State	286
12.	Murphy, Greg (DE)	Penn State	312
13.	Gaddis, Robert (WR)	Mississippi Valley State	337
14.	Collier, Mike (RB)	Morgan State	364
15a.	Thatcher, James (WR)	Langston <i>(Choice from Kansas City)</i>	371
15b.	Smith, Marty (DT)	Louisville	390
16.	Bassler, Miller (TE)	Houston	415
17.	Hegener, Stan (G)	Nebraska	442

Steelers All-Time Draft Picks

1974 21ST OVERALL (11 OFFENSIVE, 10 DEFENSIVE)

Rd	Player	School	Pk(Overall)
1.	Swann, Lynn (WR)	USC	21
2.	Lambert, Jack (LB)	Kent State	46
3.	<i>Choice to Oakland</i>		
4a.	Stallworth, John (WR)	Alabama A&M <i>(Choice from Chicago)</i>	82
4b.	Allen, Jim (DB)	UCLA	100
5.	Webster, Mike (C)	Wisconsin	125
6a.	Wolfe, Jim (DE)	Prairie View A&M <i>(Choice from Cleveland)</i>	149
6b.	Druschel, Rick (G)	North Carolina State	150
7a.	Sitterle, Allen (T)	North Carolina State <i>(Choice from New England)</i>	165
7b.	Garske, Scott (TE)	Eastern Washington	179
8.	Gefert, Mark (LB)	Purdue	204
9a.	Reamon, Tommy (RB)	Missouri <i>(Choice from Denver)</i>	223
9b.	Davis, Charles (T)	TCU	229
10a.	Kregel, Jim (G)	Ohio State <i>(Choice from New England)</i>	243
10b.	Atkinson, Dave (DB)	Brigham Young	254
11.	Morton, Dick (RB)	Arkansas	283
12.	Lickiss, Hugh (LB)	Simpson	308
13.	Kolch, Frank (QB)	Eastern Michigan	333
14.	Henley, Bruce (DB)	Rice	358
15.	Hunt, Larry (DT)	Iowa State	387
16.	Morgan, Octavus (LB)	Illinois	412
17.	Moore, Larry (DE)	Angelo State	437

1973 24TH OVERALL (7 OFFENSIVE, 13 DEFENSIVE)

Rd	Player	School	Pk(Overall)
1.	Thomas, J.T. (DB)	Florida State	24
2.	Phares, Ken (DB)	Mississippi State	50
3.	Bernhardt, Roger (G)	Kansas	76
4.	Clark, Gail (LB)	Michigan State	102
5a.	Reavis, Dave (DE)	Arkansas <i>(Choice from New Orleans)</i>	106
5b.	Clark, Larry (LB)	Northern Illinois	128
6a.	Bell, Ron (RB)	Illinois State <i>(Choice from Denver)</i>	140
6b.	Scolnik, Glenn (WR)	Indiana	154
7.	Dorsey, Nate (DE)	Mississippi Valley State	180
8a.	Toews, Loren (LB)	California <i>(Choice from Denver)</i>	192
8b.	Janssen, Bill (T)	Nebraska	206
9.	Bonham, Bracey (G)	North Carolina Central	232
10.	Wunderly, Don (DT)	Arkansas	258
11.	White, Bob (DB)	Arizona	284
12.	Lee, Willie (RB)	Indiana State	310
13.	Ferguson, Rick (WR)	Kansas State	336
14.	Cowan, Roger (DE)	Stanford	362
15.	Cross, Charles (DB)	Iowa	388
16.	Nardi, Glen (DT)	Navy	414
17.	Shannon, Mike (DT)	Oregon State	440

1972 13TH OVERALL (11 OFFENSIVE, 9 DEFENSIVE)

Rd	Player	School	Pk(Overall)
1.	Harris, Franco (RB)	Penn State	13
2.	Gravelle, Gordon (T)	Brigham Young	38
3.	McMakin, John (TE)	Clemson	63
4a.	Brinkley, Lorenzo (DB)	Missouri <i>(Choice from N.Y. Giants)</i>	80
4b.	Bradley, Ed (LB)	Wake Forest	88
5.	Furness, Steve (DE)	Rhode Island	113
6.	Meyer, Dennis (DB)	Arkansas State	143
7a.	Colquitt, Joe (DE)	Kansas State <i>(Choice from N.Y. Giants)</i>	159
7b.	Kelly, Robert (DB)	Jackson State	168
8.	Vincent, Stahle (RB)	Rice	193
9.	Kelley, Don (DB)	Clemson	217
10.	Brown, Bob (DT)	Tampa	243
11.	Gilliam, Joe (QB)	Tennessee State	273
12.	Curl, Ron (T)	Michigan State	298
13.	Messmer, Ernie (T)	Villanova	323
14.	Durrance, Tom (RB)	Florida	348
15a.	Hulecki, John (G)	Massachusetts <i>(Choice from Houston)</i>	368
15b.	Harrington, Charles (G)	Wichita State	373
16.	Hawkins, Nate (WR)	UNLV	403
17.	Linehan, Ron (LB)	Idaho	428

1971 8TH OVERALL (12 OFFENSIVE, 9 DEFENSIVE, 1 KICKER)

Rd	Player	School	Pk(Overall)
1.	Lewis, Frank (WR)	Grambling State	8
2.	Ham, Jack (LB)	Penn State	34
3.	Davis, Steve (RB)	Delaware State	60
4a.	Mullins, Gevey (TE)	USC	86
4b.	White, Dwight (DE)	Texas A&M-Commerce <i>(Choice from Baltimore)</i>	104
5a.	Brown, Larry (TE)	Kansas <i>(Choice from New Orleans)</i>	106
5b.	Holmes, Mel (T)	North Carolina A&T	112
5c.	Anderson, Ralph (DB)	West Texas A&M <i>(Choice from Miami)</i>	126
5d.	Brister, Fred (LB)	Mississippi <i>(Choice from Minnesota)</i>	128
6.	Hanneman, Craig (T)	Oregon State	138
7.	McClure, Worthy (T)	Mississippi	164
8a.	Crowe, Larry (RB)	Texas Southern <i>(Choice from New Orleans)</i>	184
8b.	Rogers, Paul (K)	Nebraska	190
8c.	Holmes, Ernie (DT)	Texas Southern <i>(Choice from Miami)</i>	203
9.	Anderson, Mike (LB)	LSU	216
10.	O'Shea, Jim (TE)	Boston College	242
11.	Wagner, Mike (DB)	Western Illinois	268
12.	<i>Choice to Baltimore</i>		
13.	Young, Al (WR)	South Carolina State	320
14.	Evans, McKinney (DB)	New Mexico Highlands	346
15.	Makin, Ray (G)	Kentucky	372
16.	Huntley, Walter (DB)	Trinity (TX)	398
17.	Ehle, Dan (RB)	Howard Payne	424

Steelers All-Time Draft Picks

1970 1ST OVERALL (10 OFFENSIVE, 9 DEFENSIVE)

Rd	Player	School	Pk(Overall)
1.	Bradshaw, Terry (QB)	Louisiana Tech	1
2.	Shanklin, Ron (WR)	North Texas	28
3.	Blount, Mel (DB)	Southern University	53
4a.	George, Ed (T)	Wake Forest	80
4b.	Evenson, Jim (RB)	Oregon	93
5.	Staggers, Jon (DB)	Missouri	105
6a.	Barrera, Manuel (LB)	Kansas State	132
6b.	Kegler, Clarence (T)	South Carolina State (Choice from Minnesota)	155
7.	Griffin, Danny (RB)	Texas-Arlington	157
8.	Smith, Dave (WR)	Indiana (PA)	184
9.	Crennel, Carl (LB)	West Virginia	209
10.	Brown, Isaiah (DB)	Stanford	236
11.	Hunt, Calvin (C)	Baylor	261
12.	Sharp, Rick (DT)	Washington	288
13.	Main, Billy (RB)	Oregon State	313
14.	Askon, Bert (LB)	Texas Southern	340
15.	Keppy, Glen (DT)	Wisconsin-Platteville	365
16.	Yanossy, Frank (DT)	Tennessee	392
17.	Key, Harry (TE)	Mississippi Valley State	417

1969 4TH OVERALL (9 OFFENSIVE, 7 DEFENSIVE, 1 KICKER)

Rd	Player	School
1.	Greene, Joe (DT)	North Texas State
2a.	Hanratty, Terry (QB)	Notre Dame
2b.	Bankston, Warren (RB)	Tulane
<i>(choice from San Francisco)</i>		
3.	Kolb, Jon (C)	Oklahoma State
4.	Campbell, Bob (RB)	Penn State
5.	Choice to St.Louis	—
6.	Choice to Green Bay	—
7a.	Beatty, Charles (DB)	North Texas State
7b.	Brown, Chadwick (OT)	East Texas State
8.	Cooper, Joe (WR)	Tennessee State
9.	Sodaski, John (DB)	Villanova
10.	Greenwood, L.C.(DE)	Arkansas AM & N
11.	Washington, Clarence (DT)	Arkansas AM & N
12.	Fisher, Doug (LB)	San Diego State
13.	Lynch, John (LB)	Drake
14.	Houmard, Bob (RB)	Ohio U
15.	Liberto, Ken (WR)	Louisiana Tech
16.	Mosley, Dock (WR)	Alcorn A & M
17.	Eppright, Bill (K)	Kent State

1968 10TH OVERALL (8 OFFENSIVE, 6 DEFENSIVE, 1 KICKER)

Rd	Player	School
1.	Taylor, Mike (OT)	Southern California
2.	Ruple, Ernie (OT)	Arkansas
3a.	Choice to Cleveland	—
3b.	Henderson, Jon (WR) (choice from Minnesota)	Colorado State
3c.	Herbert, Ken (K)	Houston
<i>(choice from Los Angeles)</i>		
4.	Choice to Green Bay	—
5.	Choice to Green Bay	—
6.	Choice to Atlanta	—
7a.	Dalton, Doug (RB)	New Mexico State
7b.	Glennon, Bill (DT) (choice from Los Angeles)	Washington
8.	Holman, Danny (QB)	San Jose State
9.	Knight, John (DE)	Weber State
10.	Choice to Cleveland	—
11.	King, Kim (RB)	Georgia Tech
12.	Wheeler, Sam (LB)	Wisconsin
13.	Roundy, Joe (G)	Puget Sound
14.	Harris, Lou (DB)	Kent State
15.	Lanning, Bob (DE)	North Montana
16.	Bleier, Rocky (RB)	Notre Dame
17.	Cole, Bob (LB)	South Carolina

1967 9TH OVERALL (11 OFFENSIVE, 3 DEFENSIVE)

Rd	Player	School
1.	Choice to Green Bay	—
2.	Shy, Don (RB)	San Diego State
3a.	Choice to San Francisco	—
3b.	Freitas, Rockne (C), (choice from Philadelphia)	Oregon
4.	May, Ray (LB)	Southern California
5.	Choice to Green Bay	—
6.	Choice to Atlanta	—
6a.	Haggerty, Mikey (OT)	Miami (Fla.)
7.	Choice to Washington	—
8a.	Barnes, Mike (OT)	Purdue
8b.	Foruria, John (QB) (choice from Minnesota)	Idaho
9.	Otis, Paul (DT)	Houston
10.	Wilsey, Bill (LB)	Fresno State
11.	Whitcomb, Jim (WR)	Emporia State(Kan.)
12.	Choice to Baltimore	—
13.	Homan, Jim (G)	Southern California
14.	Anderson, Chet (TE)	Minnesota
15.	Love, Mike (RB)	Abilene Christian
16.	Smith, Bill (C)	Oregon
17.	Davenport, Mike (RB)	Wyoming

Steelers All-Time Draft Picks

1966 3RD OVERALL (14 OFFENSIVE, 1 DEFENSIVE)

Rd	Player	School
1.	Leftridge, Dick (RB)	West Virginia
2.	Gagner, Larry (G)	Florida
3.	Killorin, Pat (C)	Syracuse
4.	Choice to Chicago	—
5.	Choice to Detroit	—
6.	Choice to Minnesota	—
7.	Boozer, Emerson (RB)	Maryland State
8.	Choice to New York	—
9.	Stewart, Dale (WR)	Pittsburgh
10.	Marion, Jerry (RB)	Wyoming
11.	Washington, Charley (RB)	Grambling
12.	Choice to Dallas	—
13.	Dial, Benji (QB)	Eastern New Mexico
14.	Novogratz, Joe (LB)	Pittsburgh
15.	Dobson, Joe (OT)	Idaho
16.	Long, Jim (WR)	Purdue
17.	Brundage, Mike (QB)	Oregon
18.	Lucas, Kenny (QB)	Pittsburgh
19.	Neilson, Dave (QB)	Albion
20.	Springer, Ron (OT)	Albion

1965 3RD OVERALL

Rd	Player	School
1.	Choice to Chicago	—
2.	Jefferson, Roy (WR)	Utah
3.	Choice to New York	—
4.	Choice to Detroit	—
5.	Choice to Green Bay	—
6.	Choice to Green Bay	—
7.	Browning, Charlie (RB)	Washington
8.	Howley, Bill (E)	Pittsburgh
9.	Neville, Tom (T)	Mississippi State
10.	Tobey, Dave (C)	Oregon
11.	Molden, Frank (T)	Jackson State
12.	Loquist, Craig (B)	Minnesota
13.	Wilburn, J.R.(B)	South Carolina
14.	Butler, Jim (B)	Edward Waters
15.	Carrell, John (T)	Texas Tech
16.	Dusenbury, Doug (K)	Kansas State
17.	Canale, Whit (B)	Tennessee
18.	Howard, Bob (B)	Stanford
19.	Price, Lonnie (B)	Southwestern Louisiana
20.	Fertig, Craig (QB)	South Carolina

1964 10TH OVERALL

Rd	Player	School
1.	Martha, Paul (B)	Pittsburgh
2a.	Choice to Chicago	—
2b.	Kelly, Jim (E)	Notre Dame
	(Choice from Chicago)	
3.	Baker, Ralph (LB)	Penn State
4.	McGee, Ben (T)	Jackson State
5.	Alley, T. W.(T)	William & Mary
6.	Gibson, Tom (G)	South Carolina
7.	Smith, Bobby (B)	North Texas State
8.	Currington, Bob (B)	North Carolina College
9.	Nichols, Bob (T)	Stanford
10.	Choice to Cleveland	—
11.	Soleau, Bob (G)	William & Mary
12.	Sherman, Bob (B)	Iowa
13.	Baker, Glenn (T)	Washington State
14.	Jenkins, Tom (G)	Ohio State
15.	Brown, Barry (E)	Florida
16.	Kesler, Ed (B)	North Carolina
17.	Shaw, Dennis (C)	Detroit
18.	Dobbins, Oliver (B)	Morgan State
19.	Marshall, Don (T)	Lehigh
20.	Generalovich, Brian (E)	Pittsburgh

1963 11TH OVERALL

Rd	Player	School
1.	Choice to Chicago	—
2.	Choice to Baltimore	—
3.	Choice to Green Bay	—
4.	Choice to Chicago	—
5.	Choice to Los Angeles	—
6.	Choice to Chicago	—
7.	Choice to Green Bay	—
8.	Atkinson, Frank (T)	Stanford
9.	Carrington, Gene (T)	Boston College
10.	Nelsen, Bill (QB)	Southern California
11.	Dixon, Hewitt (B)	Florida A & M
12.	Curry, Roy (B)	Jackson State
13.	Gray, Hal (LB)	Los Angeles State
14.	Dickerson, Bob (E)	Bethune-Cookman
15.	Szykowsky, Matt (QB)	Iowa
16.	Russell, Andy (LB)	Missouri
17.	Stein, Tim (C)	Miami (Ohio)
18.	Bradshaw, Jim (B)	Chattanooga
19.	Berg, Roger (T)	St. Thomas (Minn.)
20.	Trafcant, Jim (QB)	Pittsburgh

1962 5TH OVERALL

Rd	Player	School
1.	Ferguson, Bob (B)	Ohio State
2.	Choice to Chicago	—
3.	Choice to Los Angeles	—
4.	Choice to Detroit	—
5.	Choice to Baltimore	—
6.	Choice to San Francisco	—
7.	Collins, Jack (B)	Texas
8.	Ballman, Gary (B)	Michigan State
9.	Powers, John (E)	Notre Dame
10.	Vignali, Larry (G)	Pitt
11.	Willis, Bob (E)	California
12.	Mudie, Sam (QB)	Rutgers
13.	Woodward, Dave (T)	Auburn
14.	Whittaker, Jim (E)	Nevada
15.	Hatch, Vern (E)	North Carolina College
16.	Ply, Bobby (QB)	Baylor
17.	Tucker, Nat (B)	Florida A & M
18.	Yarborough, Darrell (T)	Northwest Louisiana State
19.	Kuprok, John (E)	Pittsburgh
20.	Knight, John (B)	Valparaiso

1961 6TH OVERALL

Rd	Player	School
1.	Choice to San Francisco	—
2.	Pottios, Myron (LB)	Notre Dame
3.	Choice to Detroit	—
4.	Choice to San Francisco	—
5.	Choice to Baltimore	—
6.	Choice to Los Angeles	—
7.	Hoak, Dick (B)	Penn State
8.	Balthazar, George (T)	Tennessee A & I
9.	Choice to San Francisco	—
10.	Mack, Bill (B)	Notre Dame
11.	Clement, Henry (B)	North Carolina
12.	Jackunas, Frank (T)	Detroit
13.	Choice to San Francisco	—
14.	Schmitz, Bob (LB)	Montana State
15.	McCown, Ray (B)	West Texas State
16.	Scott, Wilbert (B)	Indiana
17.	Nofsinger, Terry (QB)	Utah
18.	Simko, John (E)	Augustana (S.D.)
19.	Wyatt, Bernie (B)	Iowa
20.	Jones, Mike (B)	San Jose State

Steelers All-Time Draft Picks

1960 6TH OVERALL

Rd	Player	School
1.	Spikes, Jack (B)	TCU
2.	Choice to Cleveland	—
3.	Choice to Los Angeles	—
4.	Choice to Detroit	—
5.	Choice to Chicago Cardinals	—
6.	Choice to Los Angeles	—
7.	Dennis, Lonnie (G)	Brigham Young
8.	Lanphear, Dan (G)	Wisconsin
9.	Harris, Marshall (B)	TCU
10.	Kapele, John (T)	Brigham Young
11.	Choice to San Francisco	—
12.	Butler, Earl (T)	North Carolina
13.	Womack, Joe (B)	Los Angeles State
14.	Keys, Brady (B)	Colorado State
15.	Essenmacker, Larry (T)	Alma
16.	Ames, Dave (B)	Richmond
17.	Chamberlain, Dale (B)	Miami (Ohio)
18.	Lee, Charley (T)	Iowa
19.	Turley, Howard (E)	Louisville
20.	Harschberger, George (T)	Wichita

1959 5TH OVERALL

Rd	Player	School
1.	Choice to San Francisco	—
2.	Choice to Detroit	—
3.	Choice to Los Angeles	—
4.	Choice to Los Angeles	—
5.	Choice to Green Bay	—
6.	Choice to Detroit	—
7.	Choice to Washington	—
8.	Barnett, Tom (B)	Purdue
9.	Davis, Hal (G)	Houston
10.	Gunnels, Riley (T)	Georgia
11.	Curtis, Overton (B)	Utah State
12.	Pavliska, Bill (B)	Baylor
13.	Bohling, Dewey (B)	Hardin-Simmons
14.	Peppercorn, John (E)	Kansas
15.	Brodnax, John (B)	LSU
16.	Carrico, Bill (G)	North Texas State
17.	Leeke, Bill (T)	UCLA
18.	Seinturier, John (T)	Southern California
19.	Kocourek, Dave (E)	Wisconsin
20.	Hayes, Rudy (B)	Clemson
21.	Green, Johnny (QB)	Chattanooga
22.	Polk, Burley (T)	Hardin-Simmons
23.	Davie, Ermye (B)	McMurry (Tex.)
24.	Farmer, Wayne (T)	Purdue
25.	Miller, Ron (E)	Vanderbilt
26.	Scott, John (T)	Ohio State
27.	Tolar, Charley (B)	Northwestern Louisiana
28.	Hall, Ronnie (B)	Missouri Valley
29.	Loncar, Dick (T)	Notre Dame
30.	Fjerstad, Willus (B)	Minnesota

1958 9TH OVERALL

Rd	Player	School
1.	Choice to San Francisco	—
2.	Krutko, Larry (B)	West Virginia
3.	Krisher, Bill (G)	Oklahoma
4.	Choice to Los Angeles	—
5.	Choice to Los Angeles	—
6.	Lasse, Dick (E)	Syracuse
7.	Choice to Baltimore	—
8.	Choice to Detroit	—
9.	Choice to Detroit	—
10.	Campbell, Dick (D)	Marquette
11.	Aldrich, Larry (E)	Idaho
12.	Reed, Leroy (B)	Mississippi
13.	Choice to San Francisco	—
14.	Jennings, Doyle (T)	Oklahoma
15.	Sears, Ed (B)	Florida
16.	Perkins, John (T)	Mississippi Southern
17.	Lewis, Joe (T)	Compton JC (Calif.)
18.	Choice to Detroit	—
19.	Keady, Gene (B)	Kansas State
20.	Johnson, George (T)	Wake Forest
21.	Jones, Everett (G)	Utah
22.	Thompson, Bill (E)	Duke
23.	Trowbridge, Ken (B)	North Carolina State
24.	Roberts, Norm (E)	East Texas State
25.	Groce, Bill (B)	North Texas State
26.	Evans, Jon (E)	Oklahoma A & M
27.	Delinger, Floyd (B)	Texas Tech
28.	Akin, Dean (E)	Jacksonville State (Ala.)
29.	Fuquay, Mert (E)	Baylor
30.	Scherer, Dick (E)	Pittsburgh

1957 5TH OVERALL

Rd	Player	School
1.	Dawson, Lenny (QB)	Purdue
2.	Michael, Bill (T)	Ohio State
3.	Owens, Don (T)	Mississippi Southern
4.	Choice to Washington	—
5.	Richards, Perry (E)	Detroit
6.	Volkert, George (B)	Georgia Tech
7.	Johnson, Curley (B)	Houston
8.	Choice to Chicago Bears	—
9.	Hutchings, Charley (T)	Miami (Fla.)
10.	Jelic, Ralph (B)	Pittsburgh
11.	Hughes, Dick (B)	Tulsa
12.	Ellison, Vern (G)	Oregon State
13.	Underwood, Dwaine (T)	Oklahoma A & M
14.	Crawford, Jim (B)	Wyoming
15.	Canil, Herman (T)	Pittsburgh
16.	Choice to Baltimore	—
17.	Salvaterra, Corry (B)	Pittsburgh
18.	Bigbee, Len (E)	East Texas State
19.	Bennett, Phil (E)	Miami (Fla.)
20.	Szuchan, John (T)	North Carolina State
21.	Cichowski, Gene (QB)	Indiana
22.	Thomas, Aurelius (G)	Ohio State
23.	Pollock, Bob (T)	Pittsburgh
24.	Francis, Gary (E)	Illinois
25.	Hinesley, Jim (E)	Michigan State
26.	Swann, Bob (T)	Vanderbilt
27.	Konkoly, Bob (B)	Xavier
28.	Kolinsky, Frank (T)	Tennessee
29.	Ramage, Tom (G)	Utah State
30.	Serier, Don (E)	Arkansas State

Steelers All-Time Draft Picks

1956 5TH OVERALL

Rd	Player	School
<i>Bonus Choice:</i> Glick, Gary (B) Colorado State		
1.	Davis, Art (B)	Mississippi State
2.	Krupa, Joe (T)	Purdue
3.	Taylor, Jim (C)	Baylor
4.	Murley, Dick (G)	Purdue
5.	Murakowski, Bill (B)	Purdue
6.	Taylor, Ray (B)	TCU
7.	Gaspari, Dick (C)	George Washington
8.	Wellman, Vere (G)	Wichita
9.	Edmonds, Wayne (G)	Notre Dame
10.	Baldacci, Lou (B)	Michigan
11.	<i>Choice to Detroit</i>	—
12.	Tarasovic, Phil (E)	Yale
13.	Holley, Weldon (B)	Baylor
14.	Emmons, Jim (T)	Alabama
15.	<i>Choice to San Francisco</i>	—
16.	Reed, Lionel (B)	Central Oklahoma State
17.	Schmitt, Bill (G)	Pittsburgh
18.	Stephans, John (B)	Holy Cross
19.	Jacobs, Jerry (G)	Florida State
20.	Glatz, Fred (E)	Pittsburgh
21.	Martell, Gene (T)	Notre Dame
22.	DiPasquale, Ray (B)	Pittsburgh
23.	Neft, Pete (QB)	Pittsburgh
24.	Engram, Bryan (E)	TCU
25.	O'Dell, Bill (B)	Clemson
26.	Sweeney, Frank (G)	Xavier
27.	Benson, Buddy (B)	Arkansas
28.	DeGraaf, Bill (B)	Cornell
29.	Thompson, Wes (T)	Alabama

1955 6TH OVERALL

Rd	Player	School
1.	Varrichione, Frank (T)	Notre Dame
2.	<i>Choice to Los Angeles</i>	—
3.	Bernet, Ed (E)	SMU
4.	Broussard, Fred (C)	Texas A & M & Northwestern Louisiana
5.	Mason, George (T)	Alabama
6.	Harkey, Lem (B)	Emporia
7.	Reeve, Hal (T)	Oregon
8.	<i>Choice to Detroit</i>	—
9.	Unitas, John (QB)	Louisville
10.	Boyle, Terry (T)	Cincinnati
11.	Eaton, Vic (QB)	Missouri
12.	Cooke, Jim (E)	Lincoln (Pa.)
13.	Whitmer, Jim (B)	Purdue
14.	Byrne, John (G)	John Carroll
15.	Duckett, Ellis (B)	Michigan State
16.	Vincent, Frank (C)	Glenville State (W. Va.)
17.	Merchant, Ed (B)	Miami (Ohio)
18.	Maier, George (G)	Marshall
19.	Smith Ed (B)	Texas Southern
20.	Matykievicz, Lou (E)	Iowa
21.	Phenix, Rees (T)	Georgia Tech
22.	McCabe, Richie (B)	Pittsburgh
23.	Holz, Gordy (T)	Minnesota
24.	Mayock, Mike (E)	Villanova
25.	Bull, Charlie (G)	Missouri
26.	Soltau, Jim (E)	Minnesota
27.	Sanford, Bill (B)	Hofstra
28.	Williams, Dave (G)	Ohio State
29.	Sinclair, Bernie (E)	Texas A & M
30.	Caruzzi, Jim (B)	Marquette

1954 7TH OVERALL

Rd	Player	School
1.	Lattner, John (B)	Notre Dame
2.	Stark, Pat (B)	Syracuse
3.	Miner, Tom (E)	Tulsa
4.	<i>Choice to Los Angeles</i>	—
5.	<i>Choice to San Francisco</i>	—
6.	Pepper, Laurin (B)	Mississippi Southern
7.	O'Brien, Jack (E)	Florida
8.	Cameron, Paul (B)	UCLA
9.	Zombeck, Joe (E)	Pittsburgh
10.	Fisher, Bob (T)	Tennessee
11.	Cimarolli, Lou (B)	Pittsburgh
12.	Fritz, Don (E)	Cincinnati
13.	Lattimer, Charley (C)	Maryland
14.	Bradford, Roger (E)	Waynesburg & Duquesne
15.	Drake, Tom (G)	Chattanooga
16.	Krol, Cas (T)	Detroit
17.	Fulwyler, Joe (C)	Oregon State
18.	Penza, Don (E)	Notre Dame
19.	Rydalch, Don (B)	Utah
20.	Prender, Fred (B)	West Chester State
21.	Tassotti, Dan (T)	Miami (Fla.)
22.	Lapsley, John (G)	Northeastern
23.	Pascarella, Joe (T)	Penn State
24.	Flangagan, Jack (E)	Detroit
25.	Barron, Jim (T)	Mississippi State & Tulsa
26.	Varaitis, Joe (B)	Penn
27.	Yewcic, Tom (B)	Michigan State
28.	Bush, Joe (G)	Notre Dame
29.	Fagan, Joe (T)	John Carroll
30.	Sweatte, Juel (B)	Oklahoma

1953 5TH OVERALL

Rd	Player	School
1.	Marchibroda, Ted (QB)	Detroit & St. Bonaventure
2.	Johnson, John Henry (B)	St. Marys (Cal.) & Arizona State
3.	Matuszak, Marv (LB)	Tulsa
4.	Colteryann, Lloyd (E)	Maryland
5.	Gaona, Bob (T)	Wake Forest
6.	Barton, Tom (G)	Clemson
7.	Alderton, John (E)	Maryland
8.	Perry, Lowell (E)	Michigan
9.	Sarnese, Pat (T)	Temple
10.	Holohan, Frank (T)	Tennessee
11.	<i>Choice to Chicago Bears</i>	—
12.	Robertson, Jerry (B)	Kansas
13.	Davis, Leo (E)	Bradley
14.	Montgomery, Charley (T)	Mississippi
15.	O'Neill, Bob (E)	Notre Dame
16.	Zachary, John (B)	Miami (Ohio)
17.	Quinn, Reed, (B)	Florida
18.	Holben, Carl (T)	Duke
19.	Williams, John (B)	Louisville
20.	Hayley, Will Lee (E)	Auburn
21.	Earley, Don (G)	South Carolina
22.	O'Connor, Ed (T)	Maryland
23.	Correll, Ray (G)	Kentucky
24.	Schneidenbach, Bob (B)	Miami (Fla.)
25.	Hampel, Vic (E)	Houston
26.	McLaren, Jack (E)	Bethune-Cookman
27.	Delaney, Jack (B)	Cincinnati
28.	Cimini, Joe (T)	Mississippi State
29.	Massaro, Art (B)	W & J
30.	Tepe, Lou (C)	Duke

1952 6TH OVERALL

Rd	Player	School
1.	Modzelewski, Ed (B)	Maryland
2.	Tarasovic, George (C)	LSU
3.	Wadiak, Steve (B)	South Carolina
4.	Gearding, Jack (T)	Xavier
5.	Choice to Chicago Bears	—
6.	Choice to Los Angeles	—
7.	Hipps, Claude (B)	Georgia
8.	Choice to Chicago Bears	—
9.	Payne, Herky (B)	Tennessee
10.	Gilmartin, George (B)	Xavier
11.	Spinks, Jack (B)	Alcorn A & M
12.	McFadden, Marv (T)	Michigan State
13.	Flood, Dave (B)	Notre Dame
14.	Davis, June (G)	Texas
15.	Pivrotto, Dick (B)	Princeton
16.	Ladygo, Pete (G)	Maryland
17.	Smithwick, Pat (E)	St. Norberts
18.	MacDonald, Andy (B)	Gen. Michigan
19.	Kerkorian, Gary (QB)	Stanford
20.	Simeone, Dan (T)	Villanova
21.	Babcock, Harry (E)	Georgia
22.	Byrne, Bob (B)	Montana State
23.	Pollock, Vic (B)	Army
24.	Bestwick, Bob (QB)	Pittsburgh
25.	Robinson, Bill (B)	Lincoln (Mo.)
26.	Wilson, Bobby (B)	Alabama
27.	Doyle, Skip (B)	Ohio State
28.	Hanifan, Jerry (B)	St. Bonaventure
29.	Warriner, Chris (E)	Pittsburgh
30.	Kissell, Ed (B)	Wake Forest

1951 9TH OVERALL

Rd	Player	School
1.	Avinger, Clarence (B)	Alabama
2.	Ortmann, Chuck (B)	Michigan
3.	Sulima, George (E)	Boston University
4.	French, Barry (T)	Purdue
5.	Sampson, Floyd (B)	McMurry
6.	Dodrill, Dale (G)	Colorado A & M
7.	Mathews, Ray (B)	Clemson
8.	Minarik, Hank (E)	Michigan State
9.	Schweder, John (G)	Penn
10.	Salata, Paul (E)	Southern California
11.	McCutcheon, Joe (G)	Washington & Lee
12.	Brandt, Jim (B)	St. Thomas (Minn.)
13.	Szabo, Bill (T)	Bucknell
14.	Mizerany, Mike (G)	Alabama
15.	Webb, Clay (B)	Kentucky
16.	Oberg, Lambert (C)	Trinity (Conn.)
17.	Ghelmann, Ted (T)	William & Mary
18.	Field, Pat (B)	Georgia
19.	Pavilkowski, Bill (B)	Boston University
20.	Donnelly, Tom (T)	Holy Cross
21.	Cheatham, Ernie (T)	Loyola (Cal.)
22.	Hendley, Dick (B)	Clemson
23.	Minor, Joe (E)	John Carroll
24.	Alois, Art (C)	San Francisco
25.	Calvin, Tommy (B)	Alabama
26.	Pearman, Bill (G)	Tennessee
27.	Radcliffe, Bob (B)	Wisconsin
28.	Hansen, Howie (B)	UCLA
29.	Smith, Fred (E)	Tulsa
30.	Gruble, John (E)	Tennessee

1950 8TH OVERALL

Rd	Player	School
1.	Chandnois, Lynn (B)	Michigan State
2.	Stautner, Ernie (T)	Boston College
3.	Hughes, George (G)	William & Mary
4.	Choice to Chicago Bears	—
5.	Allen, Lou (T)	Duke
6.	Mattson, Ed (B)	Trinity (Texas)
7.	Smith, Truett (B)	Mississippi State & Wyoming
8.	Rogel, Fran (B)	Penn State
9.	Druen, Max (T)	Tulane
10.	Choice to Chicago Cards	—
11.	Williams, Charley (E)	Sam Houston State
12.	Choice to Chicago Cards	—
13.	Norton, Negley (T)	Penn State
14.	Kynes, Jim (C)	Florida
15.	Russell, Harry (B)	San Jose State
16.	Barkouskie, Bernie (G)	Pittsburgh
17.	Bodine, Al (B)	Georgia
18.	Powell, Kenneth (E)	North Carolina
19.	Gaul, Frank (T)	Notre Dame
20.	DeNoia, Mike (B)	Scranton
21.	Tomlinson, Dick (G)	Kansas
22.	Burak, Stan (B)	George Washington
23.	Kersulis, Walt (E)	Illinois
24.	Weaver, John (G)	Miami (Ohio)
25.	Numbers, Bob (C)	Lehigh
26.	Vaccaro, Nick (B)	Florida
27.	Kreiser, Elmer (E)	Bloomsburg State
28.	Diehl, Jerry (B)	Idaho
29.	DePasqua, Carl (B)	Pittsburgh
30.	Hudak, Ed (T)	Notre Dame

1949 6TH OVERALL

Rd	Player	School
1.	Gage, Bobby (B)	Clemson
2.	Davis, Harper (B)	Mississippi State
3.	Walsh, Bill (C)	Notre Dame
4.	Geri, Joe (B)	Georgia
5.	Long, Bill (E)	Oklahoma A & M
6.	Brightwell, Doug (C)	TCU
7.	Talarico, Bill (B)	Penn
8.	Brown, George (G)	TCU
9.	Breenan, Tom (T)	Boston College
10.	Hood, Bob (E)	Alabama
11.	Sanders, Al (C)	Mississippi Southern
12.	Finks, Jimmy (B)	Tulsa
13.	Walston, R.R.(G)	North Texas State
14.	Moon, Dave (B)	SMU
15.	Sobczak, Ed (E)	Michigan
16.	Snell, Denward (T)	Auburn
17.	Kissell, Veto (B)	Holy Cross
18.	Shipman, Clint (T)	East Texas State
19.	McBride, Jack (E)	Rice
20.	Mann, Ben (G)	Mississippi
21.	Jackura, Joe (C)	Georgia
22.	Johnson, Lloyd (B)	West Texas State
23.	Owens, Jim (E)	Oklahoma
24.	Snowden, Ivan (T)	Texas A & I
25.	Goff, Bobby (B)	Texas A & M

Steelers All-Time Draft Picks

1948 9TH OVERALL

Rd	Player	School
1.	Edwards, Dan (E)	Georgia
2.	Nuzum, Jerry (B)	New Mexico A & M
3.	Wozniak, John (G)	Alabama
4.	Gasparella, Joe (QB)	Notre Dame
5.	Luongo, Bill (B)	Penn
6.	Cooper, Jim (C)	North Texas State
7.	Ryan, Ed (E)	St. Mary's (Cal.)
8.	Deranek, Dick (B)	Indiana
9.	Redfield, Paul (T)	Colgate
10.	Papach, George (B)	Purdue
11.	Finical, Tom (E)	Princeton
12.	Lane, Clayton (T)	New Hampshire
13.	Mazuca, Dick (G)	Canisius
14.	McPeak, Bill (E)	Pittsburgh
15.	Messoline, Frank (B)	Scranton
16.	Lane, Tom (T)	Muhlenburg
17.	Barbolak, Pete (T)	Purdue
18.	Folger, Fred (B)	Duke
19.	Snyder, Charley (T)	Marshall
20.	Stevens, Tally (E)	Utah
21.	Norman, Dike (C)	Washington & Lee
22.	Simmons, Floyd (B)	Notre Dame
23.	Hausser, Paul (T)	Wichita
24.	Ramsey, Bob (B)	SMU
25.	Whitlow, Felton (T)	North Texas State
26.	Bowen, Dinky (B)	Georgia Tech
27.	Gibron, Abe (G)	Purdue
28.	Hilkene, Bruce (T)	Michigan
29.	Zuchowski, Ted (T)	Toledo
30.	DeMatteo, Tony (B)	Pittsburgh

1947 5TH OVERALL

Rd	Player	School
1.	Bechtol, Hub (E)	Texas
2.	Mastrangelo, John (G)	Notre Dame
3.	Wydo, Frank (T)	Cornell
4.	Aschenbrenner, Frank (B)	Northwestern
5.	Meeks, Bryant (C)	South Carolina
6.	Shipkey, Jerry (B)	UCLA
7.	Vander Clute, Bert (G)	Wesleyan
8.	Gibson, Paul (E)	North Carolina State
9.	Medd, Jack (C)	Wesleyan
10.	Fitch, Jack (B)	North Carolina
11.	Parseghian, Ara (B)	Miami (Ohio)
12.	Moore, Bill (T)	Penn State
13.	Bruno, Larry (B)	Geneva
14.	Jenkins, Ralph (C)	Clemson
15.	Nickel, Ebbie (E)	Cincinnati
16.	Cregar, Bill (C)	Holy Cross
17.	Mulready, Jerry (B)	North Dakota State
18.	Smith, Warren (T)	Kansas Wesleyan
19.	Hamilton, Fred (T)	Vanderbilt
20.	Taylor, Fred (E)	TCU
21.	Bushmaier, Binks (B)	Vanderbilt
22.	Davis, Paul (B)	Otterbein
23.	Kalminar, Tommy (B)	Pitt & Nevada
24.	Mohr, Don (E)	Baldwin-Wallace
25.	Young, Art (G)	Dartmouth
26.	Sazio, Ralph (T)	William & Mary
27.	Pitzer, Dick (E)	Army
28.	Stalloni, Tom (T)	Delaware
29.	DiFrancesca, Vince (G)	Northwestern
30.	Lahr, Warren (B)	Western Reserve

1946 3RD OVERALL

Rd	Player	School
1.	Bianchard, Doc (B)	Army
2.	Clark, George (B)	Duke
3.	Rowe, Harmon (D)	Baylor & San Francisco
4.	Tepsic, Joe (B)	Penn State
5.	Seiferling, Jack (B)	Utah State
6.	Woods, Marion (G)	Clemson
7.	Reinhardt, Tom (T)	Minnesota
8.	Ponsetto, Joe (B)	Michigan
9.	Evans, Bob (B)	Penn
10.	Bonwell, Mel (B)	Central Iowa
11.	Holloway, Doc (G)	William & Mary
12.	Owen, Carroll (B)	Catawba
13.	Poppin, George (T)	New Mexico
14.	McCain, Bob (E)	Mississippi
15.	Tallichief, Tom (T)	Oklahoma
16.	Perl, Al (B)	Youngstown & Georgia
17.	Lopez, Russ (C)	West Virginia
18.	Garrison, Charles (G)	Wake Forest
19.	Cloud, Bill (T)	Temple
20.	Garbinski, Mike, (B)	Penn State
21.	Loiacano, Charley (C)	Lafayette
22.	Johnson, George (T)	Pittsburgh
23.	Leitheiser, Bill (G)	Duke
24.	Adams, Roger (C)	Florida
25.	Verkins, Bob (B)	Tulsa
26.	Castle Clarence (B)	Mississippi
27.	Marino, Marchi (T)	Penn State
28.	Hansen, Bob (E)	UCLA
29.	Graves, Larry (T)	Newberry
30.	Bruce, Gall (E)	Washington

1945 2ND OVERALL

Rd	Player	School
1.	Duhart, Paul (B)	Florida
2.	Dugger, Jack (E)	Ohio State
3.	Dellastatious, Bill (B)	Missouri
4.	Adamas, Roger (C)	Florida
5.	Mehelich, Chuck (E)	Duquesne
6.	Browning, Greg (E)	Denver
7.	Wolak, Mike (B)	Duquesne
8.	Hughes, Tom (T)	Purdue & Missouri
9.	Pense, Leon (B)	Arkansas
10.	Brandau, Art (C)	Tennessee
11.	Ball, Ray (B)	Holy Cross
12.	Basilone, Frank (B)	Duquesne
13.	Monahan, John (E)	Dartmouth
14.	Odelli, Mel (B)	Duquesne
15.	Choice to Chicago Bears	—
16.	Ungles, Jim (B)	Kansas State
17.	Itzel, John (B)	Pittsburgh
18.	Wizicki, Alex (B)	Holy Cross
19.	Landrigan, Jim (T)	Holy Cross & Dartmouth
20.	Lilienthal, Bill (T)	Villanova
21.	Price, Art (B)	Rutgers
22.	Malmberg, Don (B)	UCLA
23.	Hartwell, Everette (E)	Auburn
24.	Cain, Ed (B)	Rice
25.	Carliaccini, Angelo (B)	Pittsburgh
26.	Burns, Ed (B)	Boston College
27.	Stough, Glen (T)	Duke
28.	Marsh, Jim (T)	Oklahoma A & M
29.	Grant, Ralph (B)	Bucknell
30.	Kondria, John (T)	St. Vincent

1944 10TH OVERALL

Rd	Player	School
1.	Podesto, Johnny (B)	St. Mary's (Cal.)
2.	Odell, Bob (B)	Penn
3.	Gantt, Bob (E)	Duke
4.	McCaffray, Art (T)	Santa Clara & College of Pacific
5.	Owen, George (G)	Wake Forest
6.	Savage, Dan (B)	Brown
7.	Freitas, Jesse (B)	Santa Clara
8.	Titus, George (C)	Holy Cross
9.	Stofko, Ed (B)	St. Francis
10.	Jansante, Val (E)	Duquesne
11.	Buda, Carl (G)	Tulsa
12.	Gray, Sam (E)	Tulsa
13.	Longacre, Bob (B)	William & Mary
14.	Zetty, Les (E)	Muhlenberg
15.	Myers, Jim (G)	Tennessee
16.	Gottlieb, Joe (B)	Duquesne
17.	Davis, Hugh (B)	Michigan State
18.	Sullivan, Bill (E)	Villanova
19.	Woodside, Jimmy (C)	Temple
20.	Miller, Bill (B)	Penn
21.	Lawson, Bob (E)	Holy Cross
22.	Caver, Hank (C)	Presbyterian
23.	Carter, Paul (T)	Michigan State
24.	Holben, Dick (T)	Muhlenberg
25.	Tippee, Howard (B)	Iowa State
26.	Malmberg, Charley (T)	Rice
27.	Ashbaugh, Russ (B)	Notre Dame
28.	Petroski, Pat (G)	Miami (Fla.)
29.	Tosti, Joe (E)	Scranton
30.	Seelinger, Len (B)	Wisconsin

1943 7TH OVERALL

Rd	Player	School
1.	Daley, Bill (B)	Minnesota
2.	Russell, Jack (E)	Baylor
3.	Connolly, Harry (B)	Boston College
4.	Sossamon, Lou (C)	South Carolina
5.	Ratto, Al (C)	St.Mary's (Cal.)
6.	Curry, Ray (E)	St.Mary's (Cal.)
7.	Murphy, Ed (E)	Holy Cross
8.	Dwelle, Dick (B)	Rice
9.	Wukits, Al (C)	Duquesne
10.	Repko, Joe (T)	Boston College
11.	Boltrek, Pete (T)	North Carolina State
12.	Shiekman, Mort (G)	Penn
13.	Crain, Milt (B)	Baylor
14.	Kielbasa, Max (B)	Duquesne
15.	Skorich, Nick (G)	Cincinnati
16.	Field, Jackie (B)	Texas
17.	Bucek, Felix (G)	Texas A & M
18.	Welsh, Johnny (B)	Penn
19.	Compagno, Tony (B)	St.Mary's (Cal.)
20.	Zapalac, Willie (B)	Texas A & M
21.	Bain, George (T)	Oregon State
22.	Wynne, Clay (T)	Arkansas
23.	Cibulas, Joe (T)	Duquesne
24.	Yambrick, Bill (C)	Western Michigan
25.	Freeman, Jack (G)	Texas
26.	Goode, Joe (B)	Duquesne
27.	Durishan, Jack (T)	Pittsburgh
28.	Lobpries, Fritz (G)	Texas
29.	Jones, Art (B)	Haverford
30.	Ruman, Bob (B)	Arizona

1942 1ST OVERALL

Rd	Player	School
1.	Dudley, Bill (B)	Virginia
2.	Martin, Vern (B)	Texas
3.	Casanega, Ken(B)	Santa Clara
4.	Kutner, Mal (E)	Texas
5.	Sandig, Curt (B)	St.Mary's (Tex.)
6.	Greene, Charley (T)	Tulsa
7.	Butler, Johnny (B)	Tennessee
8.	Spendlove, Floyd (T)	Utah
9.	Chase, Rayburn (B)	Missouri
10.	Steele, Ernie (B)	Washington
11.	Wood, Thomley (B)	Columbia
12.	Roach, Bill (E)	TCU
13.	Holt, Wayne (G)	Tulsa
14.	Mosher, Clure (C)	Louisville
15.	Law, Hubbard (B)	Sam Houston
16.	Tomasic, Andy (B)	Temple
17.	Chamberlain, Garth (T)	Brigham Young
18.	Rokisky, John (E)	Duquesne
19.	Jenkins, Ray (B)	Colorado
20.	Kapriva, Frank (G)	Wake Forest

1941 3RD OVERALL

Rd	Player	School
1.	Gladchuk, Chet (C)	Boston College
2.	Knolla, Johnny (B)	Creighton
3.	Ringgold, Jim (B)	Wake Forest
4.	Sears, Vic (T)	Oregon State
5.	Suffridge, Bob (G)	Tennessee
6.	Robert, Jim (C)	Marshall
7.	Elrod, Ervin (E)	Mississippi State
8.	Fritz, Ralph (G)	Michigan
9.	Uremovich, Emil (T)	Indiana
10.	Severin, Paul (E)	North Carolina
11.	Cotton, Russ (B)	Texas Mines
12.	Goree, J.W. (G)	LSU
13.	Eibner, John (T)	Kentucky
14.	McAfee, Wes (B)	Duke
15.	Fox, Terry (B)	Miami (Fla.)
16.	Cornwall, Bill (T)	Furman
17.	Kerr, George (G)	Boston College
18.	Bjorklund, Bob (E)	Minnesota
19.	Castiglia, Jim (B)	Georgetown
20.	Landsberg, Mort (B)	Cornell

Steelers All-Time Draft Picks

1940 3RD OVERALL

Rd	Player	School
1.	Eakin, Kay (B)	Arkansas
2.	Wenzel, Ralph (E)	Tulane
3.	Kiick, George (B)	Bucknell
4.	Ivy, Frank (E)	Oklahoma
5.	Goff, Clark (T)	Florida
6.	Bykowski, Frank (G)	Purdue
7.	Cignetti, Pete (B)	Boston College
8.	Nery, Carl (G)	Duquesne
9.	Boisseau, Dick (T)	Washington & Lee
10.	Shu, Paul (B)	VMI
11.	Cox, Cary (C)	Alabama
12.	Pirro, Rocco (B)	Catholic
13.	Noppenberg, John (B)	Miami (Fla.)
14.	Stublar, Nick (T)	Santa Clara
15.	McCarthy, Ray (B)	Santa Clara
16.	Gajeccki, Leon (C)	Penn State
17.	Sullivan, Mike (E)	North Carolina State
18.	Daly, Seaton (T)	Gonzaga
19.	Harvey, Thad (T)	Notre Dame
20.	Katzenstein, Marvin (T)	Colorado Mines

1939 2ND OVERALL

Rd	Player	School
1.	Choice to Chicago Bears	—
2.	Choice to Brooklyn	—
3.	Patterson, Bill (B)	Baylor
4.	McCullough, Hugh (B)	Oklahoma
5.	Wheeler, Ernie (B)	North Dakota State
6.	Boyd, Sam (E)	Baylor
7.	Palumbo, Eddie (B)	Detroit
8.	Nelson, Ole (E)	Michigan State
9.	Petro, Steve (G)	Pittsburgh
10.	Lee, Jack (B)	Carnegie Tech
11.	Tomasetti, Lou (B)	Bucknell
12.	Cochran, Denny (B)	St. Louis
13.	Hoffman, Fabian (E)	Pittsburgh
14.	Clary, Ed (B)	South Carolina
15.	Tosi, John (C)	Niagara
16.	Lezouski, Al (G)	Pittsburgh
17.	Longhi, Ed (C)	Notre Dame
18.	Shrik, Dave (E)	Kansas
19.	Peters, Frank (E)	Washington
20.	Sheidrake, Tom (E)	Washington

1938 4TH OVERALL

Rd	Player	School
1a.	White, Byron (B)	Colorado
1b.	Filchock, Frankie (B)	Indiana
2a.	Choice to New York	—
2b.	Choice to Detroit	—
3.	Midler, Lou (T)	Minnesota
4.	Platukis, George (E)	Duquesne
5.	King, Ray (E)	Minnesota
6.	Burnette, Tom (B)	North Carolina
7.	McDonough, Paul (E)	Utah
8.	McCarty, Pat (C)	Notre Dame
9.	Choice to Cleveland	—
10.	Choice to Chicago Cards	—

1937 5TH OVERALL

Rd	Player	School
1.	Basrak, Mike (C)	Duquesne
2.	Finley, Bob (B)	SMU
3.	Breeden, Bill (E)	Oklahoma
4.	Hewes, Bo (B)	Oklahoma
5.	Frye, Jack (B)	Missouri
6.	Roach, Walt (E)	TCU
7.	Haines, Byron (E)	Washington
8.	Kordick, Marty (G)	St. Mary's (Cal.)
9.	Patanelli, Matt (E)	Michigan
10.	Nevers, Stan (T)	Kentucky

1936 3RD OVERALL

Rd	Player	School
1.	Shakespeare, Bill (B)	Notre Dame
2.	Barnum, Len (B)	West Virginia Wesleyan
3.	Grayson, Bobby (B)	Stanford
4.	Spain, Truman(T)	SMU
5.	Sandefur, Wayne (B)	Purdue
6.	Orr, Maurice (T)	SMU
7.	Peters, Marty (E)	Notre Dame
8.	Karpowich, Ed (T)	Catholic
9.	Meglen, Joe (B)	Georgetown

Steelers All-Time Draft Picks

BY SCHOOL (282)

School	Players	School	Players	School	Players	School	Players
Pittsburgh	46	Colorado State	6	Eastern Michigan	2	Howard Payne	1
Notre Dame	38	Kent State	6	George Washington	2	Idaho State	1
Penn State	29	St. Mary's (CA)	6	Georgetown	2	Illinois State	1
Purdue	24	Tulane	6	Hardin-Simmons	2	Indiana (PA)	1
Ohio State	23	Villanova	6	Hawaii	2	Jacksonville State	1
Florida	22	Arizona	5	Hofstra	2	Kansas-Wesleyan	1
Michigan State	22	Fresno State	5	Indiana State	2	Lafayette	1
Michigan	20	Idaho	5	Iowa State	2	Langston	1
Tennessee	19	Northwestern State-Louisiana	5	Lehigh	2	Lenoir-Rhyne	1
Baylor	17	Rutgers	5	Los Angeles State	2	Liberty	1
Clemson	17	San Diego State	5	Louisiana-Lafayette	3	Lincoln (MO)	1
Georgia	17	Santa Clara	5	Marquette	2	Lincoln (PA)	1
Miami (FL)	17	Southern Mississippi	5	McMurry	2	Long Beach State	1
Nebraska	18	Texas A&M-Commerce	5	Montana State	2	Loyola Marymount	1
Texas	16	Texas Southern	5	Nevada	2	Maine	1
USC	16	Virginia Tech	5	New Mexico State	2	Maryland East. Shore	1
Alabama	15	Wichita State	5	Northeastern	2	McNeese State	1
Boston College	15	Wyoming	5	Northern Illinois	2	Memphis	1
UCLA	15	Arkansas State	4	Princeton	2	Missouri Valley	1
Washington	15	California	4	Rhode Island	2	Navy	1
Arkansas	14	Central Michigan	4	San Francisco	2	New Hampshire	1
Duquesne	14	Eastern Kentucky	4	St. Thomas	2	New Mexico Highlands	1
Kentucky	14	Florida A&M	4	Texas-El Paso	2	Newberry	1
Minnesota	14	Jackson State	4	Toledo	2	Niagara	1
Oklahoma	14	Louisiana Tech	4	Trinity (TX)	2	North Alabama	1
Missouri	13	Massachusetts	4	University of Pacific	2	Northern Arizona	1
Colorado	12	Nevada-Las Vegas	4	Virginia Military Inst.	2	Northern Colorado	1
Duke	12	North Carolina A&T	4	Washington State	2	Northern Montana State	1
Maryland	14	Northwestern	4	Wesleyan	2	Ohio University	1
Mississippi State	12	South Carolina State	4	Youngstown State	2	Otterbein	1
North Carolina State	12	Tennessee State	4	Abilene Christian	1	Pittsburg State	1
Tulsa	12	Utah State	4	Alabama A&M	1	Pittsburgh-Johnstown	1
Utah	12	Virginia	4	Alma	1	Prairie View A&M	1
Wisconsin	12	Western Michigan	4	Angelo State	1	Presbyterian	1
Florida State	11	Xavier (OH)	4	Augustana (S.D.)	1	Puget Sound	1
North Texas	11	Arkansas-Pine Bluff	3	Bloomsburg	1	Richmond	1
Texas Christian	11	Army	3	Boise State	1	Salem (WV)	1
Wake Forest	11	Bucknell	3	Bradley	1	Samford	1
Holy Cross	10	Connecticut	3	Brown	1	Simpson (IA)	1
Mississippi	10	Cornell	3	Cal State-Fullerton	1	Southeast Missouri State	1
Oregon	10	Dartmouth	3	Canisius	1	Southern University	1
Oregon State	10	Grambling State	3	Carnegie Mellon	1	St. Bonaventure	1
Auburn	9	John Carroll	3	Case Western Reserve	1	St. Francis (PA)	1
Brigham Young	9	Louisiana-Monroe	3	Catawba	1	St. Louis	1
Cincinnati	9	Marshall	3	Central Coll. (IA)	1	St. Mary's (TX)	1
Houston	9	Mississippi Valley State	3	Central Florida	1	St. Norbert	1
Indiana	9	Morgan State	3	Central Oklahoma	1	St. Vincent	1
Iowa	9	Muhlenberg	3	Coll. of Emporia	1	Tampa	1
Kansas	9	Nebraska-Kearney	3	Colorado Mines	1	Texas A&M - Kingsville	1
Louisville	9	New Mexico	3	Compton CC CA	1	Texas State	1
LSU	9	North Carolina Central	3	Creighton	1	Texas-Arlington	1
Oklahoma State	9	North Dakota State	3	Dayton	1	The Citadel	1
South Carolina	9	Sam Houston State	3	Delaware	1	Trinity (CT)	1
Stanford	9	San Jose State	3	Delaware State	1	Troy	1
Syracuse	9	Scranton	3	Denison	1	Tusculum	1
Temple	9	Tennessee-Chattanooga	3	Denver	1	Valparaiso	1
North Carolina	8	Washington & Lee	3	Drake	1	Washington & Jefferson	1
Pennsylvania	8	Weber State	3	East Texas Baptist	1	Waynesburg	1
Rice	8	West Texas A&M	3	Eastern Illinois	1	West Chester	1
Southern Methodist	8	Akron	2	Eastern New Mexico	1	West Liberty State	1
Texas A&M	8	Albion	2	Eastern Washington	1	West Virginia Wesleyan	1
Arizona State	7	Alcorn State	2	Edward Waters	1	Western Carolina	1
Detroit Mercy	7	Baldwin-Wallace	2	Elon	1	Western Illinois	1
Georgia Tech	7	Bethune-Cookman	2	Emporia State	1	Willamette	1
Illinois	7	Boston University	2	Fort Valley State	1	William Jewell	1
Kansas State	7	Bowling Green State	2	Furman	1	Winston-Salem State	1
Miami (OH)	7	Cal Poly-S.L.O.	2	Geneva	1	Wis.-Platteville	1
Texas Tech	7	Catholic	2	Glennville State	1	Yale	1
Vanderbilt	7	Colgate	2	Gonzaga	1	Charlotte	1
West Virginia	7	Columbia	2	Haverford College	1		
William & Mary	7	East Carolina	2	Hillsdale	1		

Steelers Trades Since 1970 AFL-NFL Merger

2019 6 TRADES

March 13: Traded Marcus Gilbert to Cardinals for 2019 6th round pick (207th overall, Ulysees Gilbert)

March 13: Traded Antonio Brown to Raiders for 2019 3rd round pick (66th overall, Dontae Johnson) and 2019 5th round pick (141st overall, Zach Gentry)

April 25: Traded 2019 1st round pick (20th overall, Noah Fant), 2019 2nd round pick (52nd overall subsequently traded, Drew Sample) and a 2020 3rd round pick (83rd overall, Lloyd Cushenberry) to Broncos for 2019 1st round pick (10th overall, Devin Bush)

September 9: Traded Joshua Dobbs to Jaguars for a 2020 5th round pick (subsequently traded, Nick Vannett)

September 16: Traded a 2020 1st round pick, a 2021 5th round pick and a 2021 6th round pick to (18th overall, Austin Jackson) Dolphins for Minkah Fitzpatrick, a 2020 4th round pick (135th overall, Kevin Dotson) and a 2021 7th round pick

September 25: Traded a 2020 5th round pick (subsequently traded, Quinton Dunbar) to Seahawks for Nick Vannett

2018 3 TRADES

April 26: Traded Martavis Bryant to Raiders for 2018 3rd round pick (79th overall subsequently traded, Rasheem Green)

April 27: Traded 2018 3rd round pick (79th overall, Rasheem Green) and 2018 7th round pick (220th overall, Alex McGough) to Seahawks for 2018 3rd round pick (76th overall, Mason Rudolph)

August 27: Traded 2019 5th round pick (158th overall subsequently traded, Michael Jackson) to Raiders for Ryan Switzer and 2019 6th round pick (175th overall, Sutton Smith)

2017 3 TRADES

August 24: Traded Lucas Crowley to Washing for Dashaun Phillips

September 2: Traded Sammie Coates and 2019 7th round pick (234th overall subsequently traded, Myles Gaskin) to Browns for 2018 6th round pick (202nd overall subsequently traded, Jack Cichy)

September 2: Traded Ross Cockrell to Giants for 2018 7th round pick (220th overall subsequently traded, Alex McGough) (conditional pick)

2016 1 TRADE

September 2: Traded 2018 6th round pick (202nd overall subsequently traded, Jack Cichy) to Browns for Justin Gilbert

2015 3 TRADES

August 1: Traded 2016 5th round pick (164th overall, Halapoulivaati Vaitai) to Eagles for Brandon Boykin

August 31: Traded 2016 6th round pick (201st overall, Brandon Allen) to Jaguars for Josh Scobee

September 4: Traded Brad Wing to Giants for 2016 7th round pick (229th overall, Demarcus Ayers)



2013 3 TRADES

April 27: Traded 2014 3rd round pick (83rd overall subsequently traded, Louis Nix) to Browns for 2013 4th round pick (111th overall, Shamarko Thomas)

August 23: Traded Adrian Robinson to Eagles for Felix Jones

October 2: Traded a conditional 2014 pick (Not exercised) to Cardinals for Levi Brown

2012 1 TRADE

April 28: Traded 2012 4th round pick (119th overall, Keenan Robinson) and 2012 6th round pick (193rd overall, Tom Compton) to Washington for 2012 4th round pick (109th overall, Alameda Ta'amu)

2010 3 TRADES

April 12: Traded Santonio Holmes to Jets for 2010 5th round pick (155th overall subsequently traded, John Skelton)

April 21: Traded 2010 7th round pick (225th overall subsequently traded, Syd'Quan Thompson) to Buccaneers for Byron Leftwich

April 24: Traded 2010 5th round pick (155th overall, John Skelton) to Cardinals for Bryant McFadden and 2010 6th round pick (195th overall, Antonio Brown)

2009 1 TRADE

April 25: Traded 2009 2nd round pick (64th overall, Richard Quinn) and 2009 4th round pick (132nd overall, Seth Olsen) to Broncos for 2009 3rd round pick (79th overall, Kraig Urbik) and 2009 3rd round pick (84th overall, Mike Wallace)

2008 2 TRADES

April 27: Traded 2008 4th round pick (123rd overall, Bryan Kehl) to Giants for 2008 4th round pick (130th overall, Tony Hills) and 2008 6th round pick (194th overall, Ryan Mundy)

September 2: Traded Sean Mahan to Buccaneers for an undisclosed 2008 draft pick

2007 2 TRADES

April 29: Traded 2007 4th round pick (119th overall, Allen Barbre) and 2007 6th round pick (193rd overall, Mason Crosby) to Packers for 2007 4th round pick (112th overall, Daniel Sepulveda)

September 1: Traded an undisclosed 2007 draft pick to Falcons for Allen Rossum

2006 3 TRADES

April 29: Traded 2006 2nd round pick (64th overall, Tarvaris Jackson) to Vikings for 2006 3rd round pick (83rd overall, Anthony Smith) and 2006 3rd round pick (95th overall, Willie Reid)

April 29: Traded 2006 1st round pick (32nd overall, Mathias Kiwanuka), 2006 3rd round pick (96th overall, Gerris Wilkinson) and 2006 4th round pick (129th overall, Guy Whimper) to Giants for 2006 1st round pick (25th overall, Santonio Holmes)

September 1: Traded 2007 5th round pick to Patriots for Patrick Cobbs

2004 2 TRADES

April 24: Traded 2004 2nd round pick (44th overall, Bob Sanders) and 2004 4th round pick (107th overall, Kendall Pope) to Colts for 2004 2nd round pick (38th overall, Ricardo Colclough)

September 4: Traded Todd Fordham to Panthers for an undisclosed 2004 draft pick

2003 2 TRADES

April 26: Traded 2003 1st round pick (27th overall, Larry Johnson), 2003 3rd round pick (92nd overall, Julian Battle) and 2003 6th round pick (200th overall subsequently traded, Brooks Bollinger) to Chiefs for 2003 1st round pick (16th overall, Troy Polamalu)

August 30: Traded an undisclosed 2004 draft pick to Eagles for Freddie Milons

2002 1 TRADE

August 31: Traded Troy Edwards to Rams for 2004 6th round pick (194th overall, Matt Kranchick)

2001 2 TRADES

April 21: Traded 2001 2nd round pick (50th overall subsequently traded, Dominic Raiola) and 2001 4th round pick (112th overall subsequently traded, Carlos Polk) to Patriots for 2001 2nd round pick (39th overall, Kendall Bell)

April 21: Traded 2001 1st round pick (16th overall, Santana Moss) to Jets for 2001 1st round pick (19th overall, Casey Hampton), 2001 4th round pick (111th overall, Mathias Nkwenti) and 2001 6th round pick (181st overall, Rodney Bailey)

1999 5 TRADES

March 25: Traded 1999 6th round pick (183rd overall, Marc Megna) to Jets for Alex Van Dyke

April 6: Traded Jahine Arnold to Packers for (past considerations)

April 17: Traded 1999 2nd round pick (44th overall, Jim Kleinsasser) to Vikings for 1999 2nd round pick (59th overall, Scott Shields), 1999 3rd round pick (73rd overall, Joey Porter) and 1999 5th round pick (163rd overall subsequently traded, Craig Heimbarger)

April 18: Traded 1999 5th round pick (146th overall, Eric Barton) and 1999 5th round pick (163rd overall subsequently traded, Craig Heimbarger) to Raiders for 2000 3rd round pick (77th overall, Hank Poteat)

August 13: Traded 2000 7th round pick (216th overall, Delbert Cowsette) to Washington for Shar Pourdaneh

1998 8 TRADES

April 18: Traded 1998 2nd round pick (56th overall, Dorian Boose), 1998 3rd round pick (87th overall, Kevin Williams) and 1998 5th round pick (149th overall, Eric Bateman) to Jets for 1998 2nd round pick (41st overall, Jeremy Staa)

April 18: Traded 1998 7th round pick (199th overall, Ephraim Salaam), 1998 7th round pick (203rd overall, Henry Slay) and 1998 7th round pick (215th overall subsequently traded, Ryan Thelwell) to Falcons for 1998 5th round pick (137th overall, Jason Simmons)

July 2: Traded Eric Pegram to Chargers for 1999 7th round pick (214th overall, Antonio Dingle)

August 24: Traded Angel Rubio to 49ers for (past considerations)

August 24: Traded Bernard Dafney to Ravens for 1998 7th round pick (199th overall subsequently traded, Ephraim Salaam)

August 24: Traded Israel Raybon to Panthers for 1998 7th round pick (203rd overall subsequently traded, Henry Slay)

August 25: Traded J.B. Brown to Cardinals for 1999 7th round pick (228th overall, Kris Brown)

August 30: Traded Steve Conley to Colts for 1999 5th round pick (136th overall, Jerame Tuman)

1997 1 TRADE

April 4: Traded Brentson Buckner to Chargers for 1997 7th round pick (218th overall subsequently traded, Toran James)

1996 2 TRADES

April 20: Traded 1996 2nd round pick (59th overall, Ernie Conwell) and 1997 4th round pick (121st overall subsequently traded, Jerome Daniels) to Rams for Jerome Bettis and 1996 3rd round pick (72nd overall, Steve Conley)

April 21: Traded 1997 5th round pick (146th overall, Paul Bradford) and 1997 7th round pick (218th overall, Toran James) to Chargers for 1996 6th round pick (192nd overall subsequently traded, Bryan Stoltzenberg)

1995 1 TRADE

May 30: Traded Barry Foster to Panthers for 1996 6th round pick (192nd overall subsequently traded, Bryan Stoltzenberg)

Steelers Trades Since 1970 AFL-NFL Merger

1994 2 TRADES

April 29: Traded Jeff Graham to Bears for 1995 5th round pick (151st overall, Lee Flowers)

August 10: Traded Leroy Thompson to Patriots for 1995 4th round pick (120th overall, Oliver Gibson)

1993 2 TRADES

April 25: Traded 1993 2nd round pick (49th overall, Roosevelt Potts) and 1993 4th round pick (107th overall, Devon McDonald) to Colts for 1993 2nd round pick (44th overall, Chad Brown)

October 19: Traded Tim Worley to Bears for 1994 5th round pick (140th overall, Myron Bell)

1992 3 TRADES

April 26: Traded 1992 6th round pick (151st overall, Damien Russell) to 49ers for 1992 7th round pick (188th overall, Scottie Graham), 1992 8th round pick (203rd overall, Darren Perry) and 1992 8th round pick (215th overall, Nate Williams)

September 2: Traded Huey Richardson to Washington for 1993 7th round pick (185th overall, Jeff Zgonina)

September 19: Traded Thomas Everett to Cowboys for 1993 5th round pick (140th overall, Marc Woodard)

1991 1 TRADE

April 21: Traded 1991 4th round pick (100th overall, Raghib Ismail) and 1991 5th round pick (127th overall, Floyd Fields) to Patriots for 1991 4th round pick (88th overall, Sammy Walker)

1990 2 TRADES

April 21: Traded 1990 1st round pick (17th overall, Emmitt Smith) to Cowboys for 1990 1st round pick (21st overall, Eric Green) and 1990 3rd round pick (81st overall, Craig Veasey)

August 23: Traded Tim Johnson to Washington for 1991 4th round pick (103rd overall, Adrian Cooper)

1989 1 TRADE

April 21: Traded Mike Merriweather to Vikings for 1989 1st round pick (24th overall, Tom Ricketts)

1988 3 TRADES

January 1: Traded Rick Woods to Buccaneers for 1988 10th round pick (252nd overall, John Jackson)

March 29: Traded 1988 4th round pick (96th overall, J.R. Ambrose) to Chiefs for Todd Blackledge

April 12: Traded Mark Malone to Chargers for 1988 8th round pick (211th overall, Mike Hinnant)

1987 3 TRADES

April 13: Traded Dan Turk to Buccaneers for 1987 6th round pick (141st overall, Tim Johnson)

August 27: Traded 1988 10th round pick (268th overall, Channing Williams) to Broncos for Ken Woodard

September 1: Traded Rick Woods to Buccaneers for 1988 10th round pick (252nd overall, John Jackson)

1986 1 TRADE

September 1: Traded rights to Cliff Stoudt to Cardinals for 1988 5th round pick (121st overall, Darin Jordan)

1985 1 TRADE

August 31: Traded Jim Smith to Raiders for 1986 5th round pick (135th overall, Brent Jones)

1984 5 TRADES

February 21: Traded 1984 third round pick (79th overall, Sean McNamee) to Dolphins for David Woodley

July 30: Traded Steve Courson to Buccaneers for Ray Snell

August 20: Traded Rick Donnalley to Washington for 1985 fifth round pick (136th overall, Cam Jacobs)

August 21: Traded Greg Hawthorne to Patriots for 1985 ninth round pick (242nd overall, Andre Harris)

October 9: Traded 1985 fifth round pick (128th overall, Arnold Brown) to Seahawks for Steve August

1983 2 TRADES

August 10: Traded Isaac Metcalf to Washington for an undisclosed draft pick

August 17: Traded Anthony Washington to Washington for 1984 fourth round pick (111th overall, Terry Long)

1982 2 TRADES

August 18: Traded J.T. Thomas to Broncos for 1983 eight round pick (199th overall, Henry Odom)

August 31: Traded Zack Valentine to Colts for 1983 conditional 12th round pick (not exercised)

1981 1 TRADE

August 18: Traded Steve Furness to Buccaneers for an undisclosed future draft choice

1980 2 TRADES

April 30: Traded Willie Fry to 49ers for 1980 12th round pick (306th overall, Charles Vaclavik)

July 28: Traded Mike Kruzcek to Washington for 1982 seventh round pick (172nd overall, Edmund Nelson) and 1983 fifth round pick (140th overall, Gregg Garrity)

1979 1 TRADE

August 21: Traded Tony Dungy to 49ers for 1980 10th round pick (250th overall, Woodrow Wilson)

1978 9 TRADES

April 17: Traded Jim Clark and Ernie Pough to Giants for John Hicks

May 2: Traded 1978 fifth round pick (128th overall, Willie Wilder) to Packers for Dave Purefory

May 3: Traded Ernie Holmes to Buccaneers for 1978 10th round pick (276th overall, Tom Jurich) and 1978 11th round pick (279th overall, Nat Terry)

July 20: Traded Jimmy Allen to Lions for 1979 fourth round pick (86th overall, Russell Davis)

July 22: Traded Rick Engles to Eagles for 1979 12th round pick (322nd overall, Ed Smith)

August 15: Traded Frank Lewis to Bills for Paul Seymour

August 22: Traded Glen Edwards to Chargers for 1979 sixth round pick (157th overall, Bill Murrell)

August 22: Traded Dave Purefory to Patriots for 1979 sixth round pick (161st overall, Dwayne Woodruff)

September 5: Traded past consideration to Bears for Alvin Maxson

Steelers Trades Since 1970 AFL-NFL Merger

1977 3 TRADES

August 30: Traded Gordon Gravelle to Giants for 1980 second round pick (35th overall, Bob Kohrs)
September 11: Traded Marv Kellum to Cardinals for 1978 eighth round pick (208th overall, Rick Moser)
September 20: Traded Ron Schock to Bills for Brian Spencer

1976 4 TRADES

August 18: Traded Bob Barber to Packers for 1977 fourth round pick (93rd overall, Ted Petersen)
August 27: Traded Tommy Reamon to Chiefs for 1977 fifth round pick (121st overall, Cliff Stoudt)
September 6: Traded Bob Gaddis to Bills for 1977 10th round pick (253rd overall, Alvin Cowans)
September 6: Traded 1977 12th round pick (329th overall, I.V. Wilson) to Seahawks for 1977 10th round pick (310th overall, Jimmy Stephens)

1975 5 TRADES

April 14: Traded rights to Ed George to Colts for 1976 second round pick (47th overall, Mike Kruczek) and 1976 fourth round pick (112th overall, Wonder Monds)
August 12: Traded Steve Davis to Jets for 1977 third round pick (60th overall, Tom Beasley)
August 21: Traded John McMakin to Lions for 1977 fifth round pick (125th overall, Steve Courson)
August 25: Traded Ron Shanklin to Bears for 1976 second round pick (37th overall, Ray Pinney) and 1977 fourth round pick (99th overall, Laverne Smith)
September 15: Traded Charlie Davis to Cardinals for 1976 sixth round pick (159th overall, Gary Dunn)

1974 7 TRADES

April 14: Traded John Rowser to Broncos for 1974 sixth round pick (149th overall, Jim Wolfe) and 1974 ninth round pick (223rd overall, Tommy Reamon)
July 24: Traded Doug Kotar to Giants for Leo Gasienica
August 10: Traded Barry Pearson to Chiefs for 1975 eighth round pick (190th overall, Tom Kropp)
August 16: Traded George Webster to Patriots for 1975 10th round pick (247th overall, Kirt Heyer)
September 5: Traded Tom Keating to Chiefs for 1975 15th round pick (371st overall, James Thatcher)
September 10: Traded Bruce Van Dyke to Packers for 1976 third round pick (70th overall, Ron Coder)
September 11: Traded Craig Hanneman to Patriots for 1975 ninth round pick (222nd overall, Eugene Clark)

1973 7 TRADES

May 16: Traded Bob Adams to Patriots for 1974 seventh round pick (165th overall, Allen Sitterle)
July 23: Traded 1974 third round pick to Raiders for Tom Keating
August 1: Traded Roger Bernhardt to Jets for Mike Haggard
August 29: Traded 1974 third round pick (75th overall, Mark Van Eeghen) and 1974 sixth round pick (150th overall, Rick Druschel) to Raiders for Glen Ray Hines
September 3: Traded Ralph Anderson to Patriots for 1974 fourth round pick (82nd overall, John Stallworth)
September 10: Traded Warren Bankston to Raiders for 1974 fourth round pick (100th overall, Jim Allen) and 1974 sixth round pick (150th overall, Rick Druschel)
September 10: Traded Brian Stenger to Patriots for 1974 10th round pick (243rd overall, Jim Kregel)

1972 7 TRADES

August 2: Traded Dennis Ferris to Giants for cash
August 3: Traded Dennis Onkotz to Broncos for cash
August 7: Traded cash to Patriots for Ernie Holmes
August 31: Traded Bobby Maples to Broncos for 1973 sixth round pick (140th overall, Ron Bell)
September 6: Traded Lloyd Voss to Broncos for 1973 fifth round pick (106th overall, Dave Reavis)
September 20: Traded Rick Sharp to Broncos for 1973 eighth round pick (192 overall, Loren Toews)
October 25: Traded Dave Smith to Oilers for George Webster

1971 7 TRADES

March 12: Traded Mike Haggerty to Patriots for Marty Schottenheimer
July 27: Traded Worthy McClure to Oilers for 1972 15th round pick (368th overall, John Hulecki)
July 31: Traded Larry Gagner to Giants for 1972 fourth round pick (80th overall, Lorenzo Brinkley) and 1972 seventh round pick (159th overall, Joe Colquitt)

1970 9 TRADES

February 10: Traded Don Alley to Chargers for Chuck Allen
February 28: Traded John Hilton to Packers for John Rowser
April 30: Traded Dick Shiner to Giants for Henry Davis and Frenchy Fuqua
May 30: Traded Ray May and 1971 12th round pick (294th overall, Bob Wuensch) to Colts for Preston Pearson and Ocie Austin
June 23: Traded Paul Martha to Broncos for Walter Highsmith and Wallace Dickey
August 20: Traded Roy Jefferson to Colts for Willie Richardson and 1971 fourth round pick (104th overall, Dwight White)
August 31: Traded Bob DeMarco to Dolphins for 1971 eighth round pick (203rd overall, Ernie Holmes)
September 1: Traded Earl Gros to Saints for 1971 fifth round pick (106th overall, Larry Brown) and 1971 eighth round pick (184th overall, Larry Crowne)
September 2: Traded Kent Nix to Vikings for 1971 fifth round pick (128th overall, Fred Brister)

Steelers Free Agency



2019

Players Signed (3):

TE Eric Ebron (from Indianapolis)
 FB Derek Watt (from L.A. Chargers)
 OL Stefan Wisniewski (from Kansas City)

Players Lost (6):

CB Artie Burns (to Chicago)
 S Sean Davis (to Washington)
 OL B.J. Finney (to Seattle)
 DL Javon Hargrave (to Philadelphia)
 LB Tyler Matakevich (to Buffalo)
 TE Nick Vannett (to Denver)

2019

Players Signed (3):

LB Mark Barron (from L.A. Rams)
 WR Donte Moncrief (from Jacksonville)
 CB Steven Nelson (from Kansas City)

Players Lost (5):

RB Le'Veon Bell (to N.Y. Jets)
 LB Jon Bostic (to Washington)
 SS Morgan Burnett (to Cleveland)
 TE Jesse James (to Detroit)
 CB Coty Sensabaugh (to Denver)

2018

Players Signed (3):

CB Nat Berhe (from Kansas City)
 LB Jon Bostic (from Indianapolis)
 WR Morgan Burnett (from Jacksonville)

Players Lost (6):

OT Chris Hubbard (to Cleveland)
 S J.J. Wilcox (to N.Y. Jets)
 S Mike Mitchell (to Indianapolis)
 LB Arthur Moats (to Arizona)
 S Robert Golden (to Kansas City)
 CB William Gay (to N.Y. Giants)

2017

Players Signed (5):

CB Joe Haden (from Cleveland)
 DE Tyson Alualu (from Jacksonville)
 CB Coty Sensabaugh (from N.Y. Giants)
 WR Justin Hunter (from Buffalo)
 RB Knile Davis (from Kansas City)

Players Lost (4):

LB Lawrence Timmons (to Miami)
 WR Markus Wheaton (to Chicago)
 LB Jarvis Jones (to Arizona)
 S Shamarko Thomas (to N.Y. Jets)

2016

Players Signed (5):

TE Ladarius Green (from San Diego)
 OT Ryan Harris (from Denver)
 LB Steven Johnson (from Tennessee)
 TE David Johnson (from San Diego)
 DL Ricardo Mathews (from San Diego)

Players Lost (10):

OT Kelvin Beachum (to Jacksonville)
 DT Steve McLendon (to N.Y. Jets)
 LB Sean Spence (to Tennessee)
 FB Will Johnson (to N.Y. Giants)
 CB Antwon Blake (to Tennessee)
 OT Byron Stingily (to N.Y. Giants)
 OT Mike Adams (to Chicago)
 DT Cam Thomas (to L.A. Rams)
 RB Jordan Todman (to Indianapolis)
 LB Terence Garvin (to Washington)

2015

Players Signed (7):

RB DeAngelo Williams (from Carolina)
 K Chris Boswell (from N.Y. Giants)
 QB Michael Vick (from N.Y. Jets)
 K Garret Hartley (from Cleveland)
 RB Jordan Todman (from Carolina)
 C Doug Legursky (from San Diego)
 RB Isaiah Peard (from St. Louis)

Players Lost (2):

CB Brice McCain (to Miami)
 WR Lance Moore (to Detroit)

2014

Players Signed (8):

S Mike Mitchell (from Carolina)
 DT Cam Thomas (from San Diego)
 RB LeGarrette Blount (from New England)
 WR Lance Moore (from New Orleans)
 P Adam Podlesh (from Chicago)
 WR Darius Heyward-Bey (from Indianapolis)
 CB Brice McCain (from Houston)
 LB Arthur Moats (from Buffalo)

Players Lost (14):

DT Evander Hood (to Jacksonville)
 WR Emmanuel Sanders (to Denver)
 LB LaMarr Woodley (to Oakland)
 WR Jericho Cotchery (to Carolina)
 DT Al Woods (to Tennessee)
 TE David Johnson (to San Diego)
 S Ryan Clark (to Washington)
 LB Larry Foote (to Arizona)
 G Fernando Velasco (to Carolina)
 LB Jonathan Dwyer (to Arizona)
 LB Jamaal Westerman (to Cleveland)
 LB Stevenson Sylvester (to Buffalo)
 LB Chris Carter (to Indianapolis)
 C Eric Olsen (to Tennessee)

2013

Players Signed (7):

QB Bruce Gradkowski (from Cincinnati)
 TE Matt Spaeth (from Chicago)
 G D'Anthony Batiste (from Arizona)
 RB LaRod Stephens-Howling (from Arizona)
 G Fernando Velasco (from Tennessee)
 G Guy Whimper (from Jacksonville)
 K Shayne Graham (from Cleveland)

Players Lost (10):

WR Mike Wallace (to Miami)
 CB Keenan Lewis (to New Orleans)
 LB James Harrison (to Cincinnati)
 RB Rashard Mendenhall (to Arizona)
 C Doug Legursky (to Buffalo)
 G Willie Colon (to N.Y. Jets)
 P Brian Moorman (to Buffalo)
 S Will Allen (to Dallas)
 S Ryan Mundy (to N.Y. Giants)
 TE Leonard Pope (to Chicago)

Steelers Free Agency

2012

Players Signed (4):

WR Plaxico Burress (from N.Y. Jets)
 TE Leonard Pope (from Kansas City)
 LB Brandon Johnson (from Cincinnati)
 C Matt Katula (from Minnesota)

Players Lost (4):

CB William Gay (to Arizona)
 WR Wesley Saunders (to Indianapolis)
 RB Mewelde Moore (to Indianapolis)
 OT Jamon Meredith (to Tampa Bay)

2011

Players Signed (2):

WR Jericho Cotchery (from N.Y. Jets)
 *TE John Gilmore (from Tampa Bay, DNP)

Players Lost (2):

TE Matt Spaeth (to Chicago)
 DE Nick Eason (to Arizona)

2010

Players Signed (11):

S Will Allen (from Tampa Bay)
 WR Arnaz Battle (from San Francisco)
 P Piotr Czek (out of football)
 LB Derrick Doggett (from CFL)
 LB Larry Foote (from Detroit)
 P Adam Graessle (out of football)
 WR Brandon London (out of football)
 CB Bryant McFadden (to Arizona)
 CB David Pittman (out of football)
 WR Antwaan Randle El (from Washington)
 OT Jonathan Scott (from Buffalo)

Players Lost (3):

CB Deshaea Townsend (to Indianapolis)
 RB Willie Parker (not resigned)
 RB Carey Davis (not resigned)

2009

Players Signed (4):

WR Stefan Logan (from CFL)
 WR Shaun McDonald (from Detroit)
 CB Keiwan Ratliff (from Indianapolis)
 *WR Brandon Williams (out of football, DNP)

Players Lost (9):

QB Byron Leftwich (to Tampa Bay)
 RB Gary Russell (to Oakland)
 WR Nate Washington (to Tennessee)
 OT Marvel Smith (not resigned)
 G Kendall Simmons (to Buffalo)
 DL Orpheus Roye (not resigned)
 LB Larry Foote (to Detroit)
 CB Bryant McFadden (to Arizona)
 S Anthony Smith (to Jacksonville)

2008

Players Signed (9):

P Mitch Berger (from Arizona)
 CB Fernando Bryant (from New England)
 P Paul Erster (from Cleveland)
 LB Keyaron Fox (from Kansas City)
 C Justin Hartwig (from Carolina)
 QB Byron Leftwich (from Atlanta)
 TE Sean McHugh (from Detroit)
 RB Mewelde Moore (from Minnesota)
 DE Orpheus Roye (from Cleveland)

Players Lost (6):

LB Marquis Cooper (UFA to Oakland)
 G Alan Faneca (UFA to N.Y. Jets)
 LB Clark Haggans (UFA to Arizona)
 RB Verron Haynes (UFA/not resigned)
 FB Dan Kreider (UFA to St. Louis)
 QB Brian St. Pierre (UFA to Arizona)

2007

Players Signed (6):

*RB Kevan Barlow (from N.Y. Jets)
 DE Nick Eason (from Cleveland)
 LB Andre Frazier (from Cincinnati)
 C Sean Mahan (from Tampa Bay)
 OT Jeremy Parquet (from St. Louis)
 KR Allen Rossum (from Atlanta)

Players Lost (7):

DE Rodney Bailey (UFA/not resigned)
 LB Chad Brown (UFA/not resigned)
 CB Chidi Iwuoma (UFA/not resigned)
 S Andre Lott (UFA/not resigned)
 WR Lee Mays (UFA/not resigned)
 WR Sean Morey (UFA to Arizona)
 LB Rian Wallace (UFA/not resigned)

2006

Players Signed (8):

DE Rodney Bailey (from Seattle)
 LB Chad Brown (from Seattle)
 S Ryan Clark (from Washington)
 LB Marquis Cooper (from Seattle)
 FB Najeh Davenport (from Green Bay)
 FB Carey Davis (from Miami)
 TE Tim Euhus (from New Orleans)
 WR Quincy Morgan (from Dallas)

Players Lost (3):

S Chris Hope (UFA to Tennessee)
 WR Antwaan Randle El (UFA to Washington)
 DE Kimo von Oelhoffen (UFA to N.Y. Jets)

2005

Players Signed (3):

LB Richard Seigler (from San Francisco)
 WR Cedrick Wilson (from San Francisco)
 WR Walter Young (from Carolina)

Players Lost (5):

LB Kendrick Bell (UFA to Kansas City)
 WR Plaxico Burress (UFA to N.Y. Giants)
 DT Kendrick Clancy (UFA to N.Y. Giants)
 OT Oliver Ross (UFA to Arizona)
 G Keydrick Vincent (UFA to Baltimore)

2004

Players Signed (9):

CB Ainsley Battle (from Jacksonville)
 S Tyrone Carter (from N.Y. Jets)
 P Chris Gardocki (from Cleveland)
 DE Travis Kirschke (from San Francisco)
 WR Sean Morey (from Philadelphia)
 TE Walter Rasby (from Washington)
 *LB Adrian Ross (from Cincinnati, DNP)
 RB Duce Staley (from Philadelphia)
 CB Willie Williams (from Seattle)

Players Lost (2):

DE Rodney Bailey (RFA to New England)
 OT Mathias Nkenti (RFA/not resigned/
 offer withdrawn)

2003

Players Signed (5):

OT Barrett Brooks (out of football)
 RB Dee Brown (from Carolina)
 WR Chris Doering (from Washington)
 OT Todd Fordham (from Jacksonville)
 LB Clint Kriedwaltd (from Detroit)

Players Lost (7):

TE John Allred (UFA/not resigned)
 OT Wayne Gandy (UFA to Miami)
 S Myron Bell (UFA/not resigned)
 S Lee Flowers (UFA to Denver)
 OT Wayne Gandy (UFA to New Orleans)
 WR Terance Mathis (UFA/not resigned)
 P Tom Rouen (UFA to Seattle)

2002

Players Signed (8):

TE John Allred (out of football)
 QB Charlie Batch (from Detroit)
 WR Marco Battaglia (from Tampa Bay)
 LB James Farrior (from N.Y. Jets)
 CB Chidi Iwuoma (from Detroit)
 WR Terance Mathis (from Atlanta)
 K Todd Peterson (from Kansas City)
 P Tom Rouen (from N.Y. Giants)

Players Lost (6):

WR Will Blackwell (UFA to St. Louis)
 K Kris Brown (RFA to Houston)
 LB Earl Holmes (UFA to Cleveland)
 WR Bobby Shaw (UFA to Buffalo)
 CB Jason Simmons (RFA to Houston)
 FB Jon Witman (UFA/not resigned)

2001

Players Signed (5):

C Jeff Hartings (from Detroit)
 WR Lenzie Jackson (from Cleveland)
 LB Mike Jones (from St. Louis)
 S Mike Logan (from Jacksonville)
 QB Tommy Maddox (out of football)

Players Lost (3):

OT Shar Pourdaneh (UFA to Oakland)
 DL Jeremy Staat (RFA/Offer withdrawn to
 New Orleans)
 LB Mike Vrabel (UFA to New England)

Steelers Free Agency

2000

Players Signed (9):

S Brent Alexander (from Carolina)
S Myron Bell (from Cincinnati)
QB Kent Graham (from N.Y. Giants)
WR Kamil Loud (from New England)
***LB Gabe Northern** (from Buffalo, DNP)
OT Oliver Ross (from Philadelphia)
DE Chris Sullivan (from New England)
G Rich Tylski (from Jacksonville)
DE Kimmo von Oelhoffen (from Cincinnati)

Players Lost (4):

LB Carlos Emmons (to Philadelphia)
S Chris Oldham (to New Orleans)
DE Orpheus Roye (to Cleveland)
QB Mike Tomczak (not re-signed)

1999

Players Signed (4):

OT Anthony Brown (from Cincinnati)
TE Tony Cline (from San Francisco)
S Travis Davis (from Jacksonville)
OT Wayne Gandy (from L.A. Rams)

Players Lost (5):

DT Oliver Gibson (to Cincinnati)
WR Charles Johnson (to Philadelphia)
LB Donta Jones (to Carolina)
S Carnell Lake (to Jacksonville)
S Darren Perry (to San Diego)

1998

Players Signed (9):

TE Harold Bishop (out of football)
G Roger Duffy (from N.Y. Jets)
WR David Dunn (from Cincinnati)
RB Richard Huntley (out of football)
S Bo Orlando (from Cincinnati)
WR Bobby Shaw (from Seattle)
CB Dewayne Washington (from Minnesota)

Players Lost (6):

LB Myron Bell (to Cincinnati)
CB Randy Fuller (to Atlanta)
WR John Jackson (to San Diego)
WR Tom Myslinski (to Indianapolis)
DE Jerry Olsavsky (to Baltimore)
CB Yancey Thigpen (to Tennessee)

1997

Players Signed (9):

WR Henry Bailey (from N.Y. Jets)
CB J.B. Brown (from Miami)
WR Andre Coleman (from Seattle)
DE Nolan Harrison (from Oakland)
WR Courtney Hawkins (from Tampa Bay)
TE Mitch Lyons (from Atlanta)
WR Curtis Marsh (from Jacksonville)
TE Troy Sadowski (from Cincinnati)
CB Donnell Woolford (from Chicago)

Players Lost (7):

LB Chad Brown (to Seattle)
CB Deon Figures (to Jacksonville)
WR Andre Hastings (to New Orleans)
WR Ernie Mills (to Carolina)
DE Ray Seals (to Carolina)
CB Willie Williams (to Seattle)
CB Rod Woodson (to San Francisco)

1996

Players Signed (5):

TE Kirk Botkin (from San Diego)
OL Bernard Dafney (from Denver)
OL Tom Myslinski (from Cleveland)
G Jim Sweeney (from Atlanta)
OT Will Wolford (from L.A. Rams)

Players Lost (7):

LS Kendall Gammon (to New Orleans)
LB Kevin Greene (to Carolina)
G Tom Newberry (not re-signed)
QB Neil O'Donnell (to N.Y. Jets)
OT Leon Searcy (to Jacksonville)
G Ariel Solomon (to Minnesota)
FB John L. Williams (not re-signed)

1995

Players Signed (11):

WR Johnnie Barnes (from San Diego)
CB Randy Fuller (from Denver)
DT Bill Johnson (from Cleveland)
K Norm Johnson (from Atlanta)
FB Tim Lester (from L.A. Rams)
CB Alvoid Mays (from Washington)
G Tom Newberry (from L.A. Rams)
CB Chris Oldham (from Arizona)
OT James Parrish (out of football)
RB Eric Pegram (from Atlanta)
P Rohn Stark (from Indianapolis)

Players Lost (4):

K Gary Anderson (to Philadelphia)
TE Eric Green (to Miami)
S Gary Jones (to N.Y. Jets)
OG Duval Love (to Arizona)

1994

Players Signed (8):

RB Steve Avery (out of football)
K Dean Biasucci (from Indianapolis)
TE Jonathan Hayes (from Kansas City)
G Todd Kails (from Minnesota)
RB Fred McAfee (from Arizona)
CB Tim McKyer (from Detroit)
DE Ray Seals (from Tampa Bay)
FB John L. Williams (from Seattle)

Players Lost (6):

DE Kenny Davidson (to Houston)
DE Donald Evans (to N.Y. Jets)
WR Jeff Graham (to Chicago)
S Larry Griffin (not re-signed)
WR Merrill Hoge (to Chicago)
CB DJ Johnson (to Atlanta)

1993


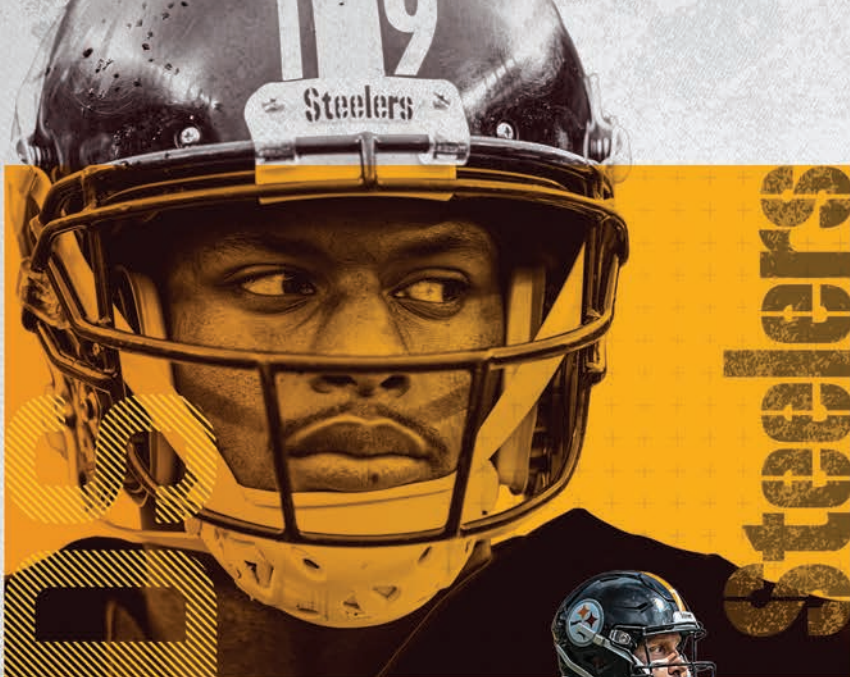
Players Signed (8):

LB Greg Clark (from Seattle)
OL Dan Fike (from Cleveland)
LB Kevin Greene (from L.A. Rams)
CB Alan Haller (from Cleveland)
RB Victor Jones (from Denver)
TE Tim Jordan (from Phoenix)
WR Yancey Thigpen (from San Diego)
QB Mike Tomczak (from Cleveland)

Players Lost (4):

OT Tunch Ilkin (to Green Bay)
DE Aaron Jones (to New England)
LB Hardy Nickerson (to Tampa Bay)
LB Jerrol Williams (to San Diego)

Note: Greg Clark, Dean Biasucci, Gabe Northern, Adrian Ross and Kevan Barlow never played a regular-season game for the Steelers after signing with the team as Unrestricted Free Agents during the offseason.



PITTSBURGH STEELERS

Steelers All-Time Individual Leaders

STEELERS All-Time Service

Most Seasons

1. Ben Roethlisberger (2004-19)	16
2. Mike Webster (1974-88)	15
3. James Harrison (2002, 04-12, 14-17)	14
Hines Ward (1998-2011)	14
Donnie Shell (1974-87)	14
John Stallworth (1974-87)	14
Larry Brown (1971-84)	14
Mel Blount (1970-83)	14
Terry Bradshaw (1970-83)	14
Ernie Stautner (1950-63)	14
11. Brett Keisel (2002-14)	13
Aaron Smith (1999-2011)	13
Dermontti Dawson (1988-2000)	13
Gary Anderson (1982-94)	13
Tunch Ilkin (1980-92)	13
Jon Kolb (1969-81)	13
L.C. Greenwood (1969-81)	13
Joe Greene (1969-81)	13
Sam Davis (1967-79)	13
Ray Mansfield (1964-76)	13

Most Games

1. Mike Webster (1974-88)	220
2. Ben Roethlisberger (2014-19)	218
3. Hines Ward (1998-2011)	217
4. Donnie Shell (1974-87)	201
Mel Blount (1970-83)	200
6. Gary Anderson (1982-94)	197
7. Dermontti Dawson (1988-2000)	184
8. Deshea Townsend (1998-2009)	183
9. Ray Mansfield (1964-76)	182
10. Greg Warren (2005-16)	181

Most Consecutive Games Played

1. Ray Mansfield (1964-76)	182
2. Mike Webster (1974-85)	177
3. Dermontti Dawson (1988-99)	170

STEELERS All-Time Scoring

Most Total Points

CAREER:			
1. Gary Anderson (1982-94), 416 PATs, 309 FGs	1,343		
2. Jeff Reed (2002-10), 307 PATs, 204 FGs	919		
3. Roy Gerela (1971-78), 293 PATs, 146 FGs	731		
4. Franco Harris (1972-83), 100 TDs	600		
5. Chris Boswell (2015-18), 170 PATs, 127 FGs	551		
6. Shaun Suisham (2010-14), 173 PATs, 124 FGs	545		
7. Hines Ward (1998-2011), 86 TDs, 5 2-PTs	526		
8. Jerome Bettis (1996-2005), 80 TDs, 1 2-PTs	482		
Antonio Brown (2010-18), 79 TDs, 4 2-PTs	482		
10. Norm Johnson (1995-98), 137 PATs, 105 FGs	452		

SEASON:

1. Chris Boswell (2017), 37 PATs, 35 FGs	142
2. Norm Johnson (1995), 39 PATs, 34 FGs	141
3. Gary Anderson (1985), 40 PATs, 33 FGs	139
4. Shaun Suisham (2014), 45 PATs, 29 FGs	132
5. Shaun Suisham (2013), 39 PATs, 30 FGs	129
6. Jeff Reed (2004), 40 PATs, 28 FGs	124
Kris Brown (2001) 34 PATs, 30 FGs	124
8. Roy Gerela (1973), 36 PATs, 29 FGs	123
9. Jeff Reed (2009), 41 PATs, 27 FGs	122
10. Gary Anderson (1983), 38 PATs, 27 FGs	119
Roy Gerela (1972), 35 PATs, 28 FGs	119

GAME:

1. Roy Jefferson (11/3/68 at Atlanta), 4 TDs	24
Ray Mathews (10/17/54 vs. Cleveland), 4 TDs	24
3. Charles Johnson (11/1/98 vs. Tennessee), 3TDs, 2 2-PTs	22
4. Gary Anderson (10/23/88 vs. Denver), 6 FGs, 3 PATs	21
5. Jeff Reed (12/1/02 at Jacksonville), 6 FGs, 1 PATs	19
6. 39 times, last time by Le'Veon Bell (12/10/17 vs. Baltimore)	18

Most Touchdowns

CAREER:

1. Franco Harris (1972-83)	100
2. Hines Ward (1998-2011)	86
3. Jerome Bettis (1996-2005)	80
4. Antonio Brown (2010-18)	79
5. John Stallworth (1974-87)	64
6. Lynn Swann (1974-82)	53
7. Louis Lipps (1984-91)	46
8. Heath Miller (2005-14)(TE)	45
9. Ray Mathews (1951-59)	43
10. Le'Veon Bell (2013-17)	42
Buddy Dial (1959-63)	42

SEASON:

1. Willie Parker (2006)	16
2. Antonio Brown (2018)	15
Louis Lipps (1985)	15
4. Antonio Brown (2014)	14
James Harris (1976)	14
6. Franco Conner (2018)	13
Rashard Mendenhall (2010)	13
Jerome Bettis (2004)	13
9. Antonio Brown (2016)	12
Hines Ward (2002)	12
Franco Harris (1979)	12
Roy Jefferson (1968)	12
Buddy Dial (1961)	12

Steelers All-Time Individual Leaders

Most Touchdowns (Continued)

GAME:

1.	Roy Jefferson (11/3/68 at Atlanta)	4
	Ray Mathews (10/17/54 vs. Cleveland)	4
3.	Le'Veon Bell (12/10/17 vs. Baltimore)	3
	Antonio Brown (11/16/17 vs. Tennessee)	3
	Le'Veon Bell (12/11/16 at Buffalo)	3
	Antonio Brown (11/24/16 at Indianapolis)	3
	Antonio Brown (12/6/15 vs. Indianapolis)	3
	DeAngelo Williams (9/20/15 vs. San Francisco)	3
	Le'Veon Bell (12/7/14 at Cincinnati)	3
	Jerricho Cotchery (11/3/13 at New England)	3
	Mewelde Moore (10/19/08 at Cincinnati)	3
	Willie Parker (9/7/08 vs. Houston)	3
	Hines Ward (10/22/06 at Atlanta)	3
	Jerome Bettis (1/1/06 vs. Detroit)	3
	Jerome Bettis (9/12/04 vs. Oakland)	3
	Richard Huntley (9/12/99 at Cleveland)	3
	Charles Johnson (11/1/98 vs. Tennessee)	3
	Yancey Thigpen (12/7/97 vs. Denver)	3
	Jerome Bettis (11/30/97 at Arizona) (OT)	3
	Bam Morris (11/19/95 at Cincinnati)	3
	Eric Pegram (11/5/95 at Chicago)	3
	Barry Foster (9/27/93 at Atlanta)	3
	Merril Hoge (10/29/90 vs. L.A. Rams)	3
	Eric Green (10/14/90 at Denver)	3
	Merril Hoge (11/26/89 at Miami)	3
	Walter Abercrombie (12/13/86 at N.Y. Jets)	3
	Weegie Thompson (11/2/86 vs. Green Bay)	3
	Louis Lipps (9/8/85 vs. Indianapolis)	3
	John Stallworth (11/25/84 vs. San Diego)	3
	John Stallworth (11/4/84 vs. Houston)	3
	Jim Smith (9/28/80 vs. Chicago)	3
	Franco Harris (11/25/79 vs. Cleveland)	3
	Rocky Bleier (12/5/76 vs. Tampa Bay)	3
	Steve Davis (9/22/74 at Denver)	3
	Franco Harris (10/29/72 at Buffalo)	3
	Earl Gros (12/21/69 vs. New Orleans)	3
	John Henry Johnson (10/10/64 at Cleveland)	3
	Buddy Dial (10/27/63 vs. Dallas)	3

Most Field Goals

CAREER:

1.	Gary Anderson (1982-94)	309
2.	Jeff Reed (2002-10)	204
3.	Roy Gerela (1971-78)	146
4.	Chris Boswell (2015-19)	127
5.	Shaun Suisham (2010-14)	124
6.	Norm Johnson (1995-98)	105
7.	Kris Brown (1999-2001)	80
8.	Lou Michaels (1961-63)	62
9.	Mike Clark (1964-67)	57
10.	Matt Bahr (1979-80)	37

SEASON:

1.	Chris Boswell (2017)	35
2.	Norm Johnson (1995)	34
3.	Gary Anderson (1985)	33
4.	Shaun Suisham (2013)	30
	Kris Brown (2001)	30
6.	Chris Boswell (2019)	29
	Chris Boswell (2015)	29
	Shaun Suisham (2014)	29
	Roy Gerela (1973)	29
10.	Shaun Suisham (2012)	28
	Jeff Reed (2004)	28
	Gary Anderson (1993)	28
	Gary Anderson (1992)	28
	Gary Anderson (1988)	28
	Roy Gerela (1972)	28

GAME:

1.	Chris Boswell (12/18/16 at Cincinnati)	6
	Jeff Reed (12/1/02 at Jacksonville)	6
	Gary Anderson (10/23/88 vs. Denver)	6
4.	Gary Anderson (11/10/85 at Kansas City)	5
	Chris Boswell (10/22/17 vs. Cincinnati)	5
	Kris Brown (10/22/00 vs. Cleveland)	5
	Kris Brown (11/11/01 at Cleveland)	5
	Norm Johnson (12/10/95 at Oakland)	5
	Jeff Reed (1/2/05 at Buffalo)	5
10.	33 times, last time by Chris Boswell (11/3/19 vs. Indianapolis)	4

Most Field Goal Attempts

CAREER:

1.	Gary Anderson (1982-94)	395
2.	Jeff Reed (2002-10)	249
3.	Roy Gerela (1971-78)	227
4.	Chris Boswell (2015-19)	146
5.	Shaun Suisham (2010-14)	141
6.	Norm Johnson (1995-98)	127
7.	Lou Michaels (1961-63)	109
8.	Kris Brown (1999-2001)	103
9.	Mike Clark (1964-67)	98
10.	Matt Bahr (1979-80)	58

SEASON:

1.	Kris Brown (2001)	44
2.	Roy Gerela (1973)	43
3.	Gary Anderson (1985)	42
	Lou Michaels (1962)	42
5.	Norm Johnson (1995)	41
	Roy Gerela (1972)	41
	Lou Michaels (1963)	41
8.	Chris Boswell (2017)	38
9.	Gary Anderson (1988)	36
	Gary Anderson (1992)	36

GAME:

1.	Lou Michaels (12/2/62 at St. Louis)	8
2.	Chris Boswell (12/18/16 at Cincinnati)	6
	Jeff Reed (12/1/02 at Jacksonville)	6
	Kris Brown (12/9/01 vs. N.Y. Jets)	6
	Kris Brown (11/11/01 at Cleveland)	6
	Gary Anderson (10/23/88 vs. Denver)	6
	Gary Anderson (9/6/84 at N.Y. Jets)	6
	Roy Gerela (12/9/73 vs. Houston)	6
	Roy Gerela (10/21/73 vs. N.Y. Jets)	6
	Roy Gerela (11/7/71 vs. Cleveland)	6

Steelers All-Time Individual Leaders

Longest Field Goals (50-Plus Yards)

1.	Kris Brown (10/14/01 at Kansas City)	55
	Gary Anderson (11/25/84 vs. San Diego)	55
3.	Gary Anderson (12/8/91 at Houston)	54
4.	Chris Boswell (11/26/17 vs. Green Bay)	53
	Shaun Suisham (11/9/14 at N.Y. Jets)	53
	Jeff Reed (11/8/10 at Cincinnati)	53
	Jeff Reed (9/21/08 at Philadelphia)	53
	Gary Anderson (10/21/84 at Indianapolis)	53
9.	Chris Boswell (12/10/17 vs. Baltimore)	52
	Shaun Suisham (10/11/12 at Tennessee)	52
	Jeff Reed (9/12/10 vs. Atlanta)	52
	Kris Brown (9/30/01 at Buffalo)	52
	Kris Brown (11/12/00 vs. Philadelphia)	52
	Norm Johnson (11/9/97 at Baltimore)	52
	Gary Anderson (11/13/88 vs. Philadelphia)	52
	Gary Anderson (11/22/87 at Cincinnati)	52
	Gary Anderson (11/17/85 at Houston)	52
18.	Chris Boswell (11/3/19 vs. Indianapolis)	51
	Chris Boswell (12/17/17 vs. New England)	51
	Chris Boswell (12/6/15 vs. Indianapolis)	51
	Chris Boswell (10/18/15 vs. Arizona)	51
	Shaun Suisham (12/19/11 at San Francisco)	51
	Jeff Reed (10/17/04 at Dallas)	51
	Jeff Reed (9/26/04 at Miami)	51
	Jeff Reed (9/14/03 at Kansas City)	51
	Kris Brown (10/25/99 vs. Atlanta)	51
27.	Chris Boswell (11/8/18 vs. Carolina)	50
	Chris Boswell (11/16/17 vs. Tennessee)	50
	Jeff Reed (12/3/06 vs. Tampa Bay)	50
	Jeff Reed (12/1/02 at Jacksonville)	50
	Norm Johnson (11/19/95 at Cincinnati)	50
	Gary Anderson (11/6/94 at Houston)	50
	Gary Anderson (9/13/87 vs. San Francisco)	50
	Lou Michaels (9/15/63 at Philadelphia)	50

Highest Field Goal Percentage

CAREER (Min. 45 Att.):

1.	Shaun Suisham (2010-14) (124-141)	87.9
2.	Chris Boswell (2015-2019) (127-146)	87.0
3.	Norm Johnson (1995-98) (105-127)	82.7
4.	Jeff Reed (2002-10) (204-249)	81.9
5.	Gary Anderson (1982-94) (309-395)	78.2
6.	Kris Brown (1999-01) (80-103)	77.7
7.	Roy Gerela (1971-78) (146-227)	64.3
8.	Matt Bahr (1979-80) (37-58)	63.8
9.	Mike Clark (1964-67) (57-98)	58.2
10.	Lou Michaels (1961-63) (62-109)	56.9

SEASON (Min. 15 Att.):

1.	Shaun Suisham (2013) (30-32)	93.8
2.	Chris Boswell (2019) (29-31)	93.5
3.	Shaun Suisham (2010) (14-15)	93.3
	Gary Anderson (1993) (28-30)	93.3
5.	Chris Boswell (2017) (35-38)	92.1
6.	Jeff Reed (2007) (23-25)	92.0
7.	Chris Boswell (2015) (29-32)	90.6
	Shaun Suisham (2014) (29-32)	90.6
9.	Shaun Suisham (2012) (28-31)	90.3
10.	Jeff Reed (2002) (17-19)	89.5

Most Consecutive Field Goals Made

1.	Shaun Suisham (2013-14)	24
2.	Jeff Reed (2004-05)	22
3.	Gary Anderson (1994)	19
	Jeff Reed (2007-08)	19
5.	Gary Anderson (1985)	18
6.	Norm Johnson (1997)	17
	Chris Boswell (2016-17)	17
8.	Shaun Suisham (2012-13)	16
	Chris Boswell (2017)	16
10.	Kris Brown (2000)	15
	Shaun Suisham (2012)	15
	Chris Boswell (2017)	15

Most Extra Points

CAREER:

1.	Gary Anderson (1982-94)	416
2.	Jeff Reed (2002-10)	307
3.	Roy Gerela (1971-78)	293
4.	Shaun Suisham (2010-14)	173
5.	Chris Boswell (2015-19)	170
6.	Norm Johnson (1995-98)	137
7.	Mike Clark (1964-67)	116
8.	Kris Brown (1999-2001)	96
9.	Lou Michaels (1961-63)	91
10.	Matt Bahr (1979-80)	89

SEASON:

1.	Matt Bahr (1979)	50
2.	Shaun Suisham (2014)	45
	Jeff Reed (2005)	45
	Gary Anderson (1984)	45
5.	Jeff Reed (2007)	44
	Roy Gerela (1978)	44
	Roy Gerela (1975)	44
8.	Chris Boswell (2018)	43
9.	Jeff Reed (2009)	41
	Jeff Reed (2006)	41

GAME:

1.	Gary Kerkerian (11/30/52 vs. N.Y. Giants)	8
2.	Chris Boswell (11/8/18 vs. Carolina)	7
	Shaun Suisham (10/26/14 vs. Indianapolis)	7
	Gary Anderson (11/25/84 vs. San Diego)	7
5.	13 times, last time by Jeff Reed (10/15/16 vs. Kansas City)	6

Steelers All-Time Individual Leaders

Most Extra Point Attempts

CAREER:

1. Gary Anderson (1982-94)	420
2. Jeff Reed (2002-10)	310
3. Roy Gerela (1971-78)	306
4. Chris Boswell (2015-19)	178
5. Shaun Suisham (2010-14)	173
6. Norm Johnson (1995-98)	137
7. Mike Clark (1964-67)	124
8. Kris Brown (1999-2001)	101
9. Lou Michaels (1961-63)	97
10. Matt Bahr (1979-80)	94

SEASON:

1. Matt Bahr (1979)	52
2. Chris Boswell (2018)	48
3. Roy Gerela (1975)	46
4. David Trout (1981)	46
5. Gary Anderson (1984)	45
6. Roy Gerela (1978)	45
7. Jeff Reed (2005)	45
8. Shaun Suisham (2014)	45
9. Jeff Reed (2007)	44
10. Roy Gerela (1976)	43

GAME:

1. Gary Kerkerian (11/30/52 vs. N.Y. Giants)	8
2. Chris Boswell (11/8/18 vs. Carolina)	7
Shaun Suisham (10/26/14 vs. Indianapolis)	7
Gary Anderson (11/25/84 vs. San Diego)	7
Matt Bahr (10/7/79 at Cleveland)	7
6. 15 times, last time by Chris Boswell (10/7/18 vs. Atlanta)	6

Most Consecutive Extra Points Made

CAREER:

1. Gary Anderson	202
(9/11/83 at Green Bay to 12/4/88 at Houston)	
2. Jeff Reed	189
(12/28/03 at Baltimore to 11/3/08 at Washington)	
3. Shaun Suisham	173
(11/21/10 vs. Oakland to 12/28/14 vs. Cincinnati)	
4. Norm Johnson	137
(9/3/95 vs. Detroit to 12/20/98 vs. Cincinnati)	
5. Gary Anderson	98
(12/4/88 at Houston to 9/6/92 at Houston)	
6. Gary Anderson	87
(9/20/92 at San Diego to 12/24/94 at San Diego)	
7. Jeff Reed	78
(11/3/08 at Washington to 11/14/10 vs. New England)	
8. Mike Clark	71
(1965-67)	
9. Chris Boswell	67
(11/29/15 at Seattle to 11/12/17 at Indianapolis)	
10. Armand Nicolai	57
(1934-41)	

STEELERS All-Time Rushing

Most Yards Rushing

CAREER:

1. Franco Harris (1972-83)	11,950
2. Jerome Bettis (1996-2005)	10,571
3. Willie Parker (2004-09)	5,378
4. Le'Veon Bell (2013-17)	5,336
5. John Henry Johnson (1960-65)	4,381
6. Frank Pollard (1980-88)	3,989
7. Dick Hoak (1961-70)	3,965
8. Barry Foster (1990-94)	3,943
9. Rocky Bleier (1968, 1970-80)	3,865
10. Rashard Mendenhall (2008-12)	3,549

SEASON:

1. Barry Foster (1992)	1,690
2. Jerome Bettis (1997)	1,665
3. Willie Parker (2006)	1,494
4. Jerome Bettis (1996)	1,431
5. Le'Veon Bell (2014)	1,361
6. Jerome Bettis (2000)	1,341
7. Willie Parker (2007)	1,316
8. Le'Veon Bell (2017)	1,291
9. Rashard Mendenhall (2010)	1,273
10. Le'Veon Bell (2016)	1,268

GAME:

1. Le'Veon Bell (12/11/16 at Buffalo)	236
2. Willie Parker (12/7/06 vs. Cleveland)	223
3. John Fuqua (12/20/70 at Philadelphia)	218
4. Willie Parker (11/12/06 vs. New Orleans)	213
5. Le'Veon Bell (11/17/14 at Tennessee)	204
6. John Henry Johnson (10/10/64 at Cleveland)	200
7. Barry Foster (9/13/92 vs. N.Y. Jets)	190
8. Le'Veon Bell (12/7/14 at Cincinnati)	185
9. John Henry Johnson (12/11/60 vs. Philadelphia)	182
10. Le'Veon Bell (10/15/17 at Kansas City)	179
Barry Foster (9/18/94 vs. Indianapolis)	179
Franco Harris (11/20/77 vs. Dallas)	179

Most 100-Yard Rushing Games

CAREER:

1. Jerome Bettis (1996-2005)	50
2. Franco Harris (1972-83)	47
3. Willie Parker (2004-09)	25
4. Barry Foster (1990-94)	20
5. Le'Veon Bell (2013-17)	18
6. John Henry Johnson (1960-64)	15
7. Rashard Mendenhall (2009-11)	8
8. John Fuqua (1970-73)	7
9. Earnest Jackson (1986-87)	7
10. James Conner (2017-19)	6

SEASON:

1. Barry Foster (1992)	12
2. Jerome Bettis (1997)	10
Jerome Bettis (1996)	10
4. Willie Parker (2007)	8
5. Willie Parker (2006)	7
Jerome Bettis (2000)	7
Franco Harris (1972)	7
8. Le'Veon Bell (2016)	6
Jerome Bettis (1998)	6
Jerome Bettis (2004)	6
Franco Harris (1975)	6
Franco Harris (1976)	6

Steelers All-Time Individual Leaders

Most Rushing Attempts

CAREER:	
1. Franco Harris (1972-83)	2,881
2. Jerome Bettis (1996-2005)	2,683
3. Willie Parker (2004-09)	1,253
4. Le'Veon Bell (2013-17)	1,229
5. Dick Hoak (1961-70)	1,132
6. John Henry Johnson (1960-65)	1,006
7. Frank Pollard (1980-88)	953
8. Rocky Bleier (1968, 1970-80)	928
9. Barry Foster (1990-94)	915
10. Fran Rogel (1950-57)	900

SEASON:	
1. Barry Foster (1992)	390
2. Jerome Bettis (1997)	375
3. Jerome Bettis (2000)	355
4. Willie Parker (2006)	337
5. Rashard Mendenhall (2010)	324
6. Le'Veon Bell (2017)	321
Willie Parker (2007)	321
8. Jerome Bettis (1996)	320
9. Jerome Bettis (1998)	316
10. Franco Harris (1978)	310

GAME:	
1. Franco Harris (10/17/76 vs. Cincinnati)	41
2. Le'Veon Bell (12/11/16 at Buffalo)	38
3. Willie Parker (12/31/06 at Cincinnati)	37
Amos Zereoue (11/10/02 vs. Atlanta)	37
5. Rashard Mendenhall (11/28/10 at Buffalo)	36
Jerome Bettis (12/18/04 at N.Y. Giants)	36
Jerome Bettis (11/30/97 at Arizona)	36
8. Le'Veon Bell (10/22/17 vs. Cincinnati)	35
Le'Veon Bell (10/1/17 at Baltimore)	35
Rocky Bleier (10/26/75 at Green Bay)	35

Most Rushing Touchdowns

CAREER:	
1. Franco Harris (1972-83)	91
2. Jerome Bettis (1996-2005)	78
3. Le'Veon Bell (2013-17)	35
Kordell Stewart (1995-02)	35
5. Terry Bradshaw (1970-83)	32
6. Rashard Mendenhall (2008-12)	29
7. Barry Foster (1990-94)	26
John Henry Johnson (1960-65)	26
9. Dick Hoak (1961-70)	25
10. Willie Parker (2004-09)	24

SEASON:	
1. Franco Harris (1976)	14
2. Rashard Mendenhall (2010)	13
Willie Parker (2006)	13
Jerome Bettis (2004)	13
5. James Conner (2018)	12
6. DeAngelo Williams (2015)	11
Kordell Stewart (1997)	11
Jerome Bettis (1996)	11
Barry Foster (1992)	11
Franco Harris (1979)	11
Franco Harris (1977)	11
12. Franco Harris (1975)	10
Franco Harris (1972)	10

GAME:

1. Le'Veon Bell (12/11/16 at Buffalo)	3
DeAngelo Williams (9/20/15 vs. San Francisco)	3
Willie Parker (9/7/08 vs. Houston)	3
Jerome Bettis (1/1/06 vs. Detroit)	3
Jerome Bettis (9/12/04 vs. Oakland)	3
Jerome Bettis (11/30/97 at Arizona)	3
Bam Morris (11/19/95 at Cincinnati)	3
Barry Foster (9/27/93 at Atlanta)	3
Merrill Hoge (11/26/89 at Miami)	3
Rocky Bleier (12/5/76 at Tampa Bay)	3
Earl Gros (12/21/69 at New Orleans)	3
John Henry Johnson (10/10/64 at Cleveland)	3

Highest Rushing Average

CAREER (Min. 1,500 Yards):	
1. Kordell Stewart (1995-2002)	5.2
2. Terry Bradshaw (1970-83)	5.1
3. John Henry Johnson (1960-65)	4.4
James Conner (2017-19)	4.4
5. Le'Veon Bell (2013-17)	4.3
Willie Parker (2004-09)	4.3
Barry Foster (1990-94)	4.3
Sidney Thornton (1977-82)	4.3
9. Frank Pollard (1980-88)	4.2
Franco Harris (1972-83)	4.2
John Fuqua (1970-76)	4.2
Rocky Bleier (1968, 1970-80)	4.2

SEASON (Min. 115 Att.):	
1. Franco Harris (1972)	5.6
2. John Henry Johnson (1960)	5.3
3. Johnny Clement (1947)	5.2
4. Sidney Thornton (1979)	5.0
Frenchy Fuqua (1970)	5.0
6. Le'Veon Bell (2016)	4.9
Dick Hoak (1968)	4.9
8. Jerome Bettis (2001)	4.8
Franco Harris (1975)	4.8
Franco Harris (1974)	4.8
11. Le'Veon Bell (2014)	4.7
Willie Parker (2005)	4.7
Rocky Bleier (1976)	4.7

STEELERS All-Time Yards from Scrimmage

Total Yards From Scrimmage

CAREER:	
1. Franco Harris (1972-83)	14,234
2. Hines Ward (1998-11)	12,511
3. Jerome Bettis (1996-05)	11,377
4. Antonio Brown (2010-18)	11,326
5. John Stallworth (1974-87)	8,834
6. Le'Veon Bell (2013-17)	7,996
7. Heath Miller (2005-15) (TE)	6,577
8. Louis Lippis (1984-91)	6,406
9. Willie Parker (2004-09)	6,075
10. Lynn Swann (1974-82)	5,534

SEASON:	
1. Le'Veon Bell (2014)	2,215
2. Barry Foster (1992)	2,034
3. Le'Veon Bell (2017)	1,946
4. Le'Veon Bell (2016)	1,884
5. Antonio Brown (2015)	1,862
6. Jerome Bettis (1997)	1,775
7. Willie Parker (2006)	1,716
8. Antonio Brown (2014)	1,711
9. Jerome Bettis (1996)	1,553
10. Antonio Brown (2017)	1,533

STEELERS All-Time Passing

Most Yards Passing

CAREER:

1. Ben Roethlisberger (2004-19)	56,545
2. Terry Bradshaw (1970-83)	27,989
3. Kordell Stewart (1995-2002)	13,328
4. Neil O'Donnell (1990-95)	12,867
5. Bubby Brister (1986-92)	10,104
6. Bobby Layne (1958-62)	9,030
7. Jim Finks (1949-55)	8,622
8. Mark Malone (1980-87)	8,582
9. Tommy Maddox (2001-05)	7,139
10. Mike Tomczak (1993-99)	6,649

SEASON:

1. Ben Roethlisberger (2018)	5,129
2. Ben Roethlisberger (2014)	4,952
3. Ben Roethlisberger (2009)	4,328
4. Ben Roethlisberger (2013)	4,261
5. Ben Roethlisberger (2017)	4,251
6. Ben Roethlisberger (2011)	4,077
7. Ben Roethlisberger (2015)	3,938
8. Ben Roethlisberger (2016)	3,819
9. Terry Bradshaw (1979)	3,724
10. Ben Roethlisberger (2006)	3,513

GAME:

1. Ben Roethlisberger (10/26/14 vs. Indianapolis)	522
2. Ben Roethlisberger (12/10/17 vs. Baltimore)	506
3. Ben Roethlisberger (12/20/09 vs. Green Bay)	503
4. Tommy Maddox (11/10/02 vs. Atlanta)	473
5. Ben Roethlisberger (11/25/18 at Denver)	462
6. Ben Roethlisberger (11/29/15 at Seattle)	456
7. Ben Roethlisberger (9/16/18 vs. Kansas City)	452
8. Ben Roethlisberger (11/30/14 vs. New Orleans)	435
9. Ben Roethlisberger (11/5/06 vs. Denver)	433
10. Ben Roethlisberger (10/18/09 vs. Cleveland)	417
11. Bobby Layne (12/13/58 vs. Chicago Cards)	409
12. Ben Roethlisberger (11/13/16 vs. Dallas)	408
13. Ben Roethlisberger (9/22/13 vs. Chicago)	406
14. Ben Roethlisberger (11/3/13 at New England)	400

Most 300-Yard Passing Games

CAREER:

1. Ben Roethlisberger (2004-18)	61
2. Tommy Maddox (2001-05)	6
Neil O'Donnell (1990-95)	6
4. Terry Bradshaw (1970-83)	4
5. Kordell Stewart (1995-02)	3
Mike Tomczak (1993-99)	3
Bubby Brister (1986-92)	3
Jim Finks (1949-55)	3
9. Mark Malone (1980-87)	2
Bill Nelsen (1963-67)	2

SEASON:

1. Ben Roethlisberger (2014)	9
2. Ben Roethlisberger (2018)	8
Ben Roethlisberger (2015)	8
4. Ben Roethlisberger (2013)	5
Ben Roethlisberger (2011)	5
Ben Roethlisberger (2009)	5
7. Ben Roethlisberger (2017)	4
Ben Roethlisberger (2016)	4
Tommy Maddox (2003)	4
Neil O'Donnell (1995)	4
11. Ben Roethlisberger (2012)	3
Ben Roethlisberger (2010)	3
Ben Roethlisberger (2008)	3
Terry Bradshaw (1979)	3

Most Passing Attempts

CAREER:

1. Ben Roethlisberger (2004-19)	7,230
2. Terry Bradshaw (1970-83)	3,901
3. Kordell Stewart (1995-2002)	2,107
4. Neil O'Donnell (1990-95)	1,871
5. Bubby Brister (1986-92)	1,477
6. Jim Finks (1949-55)	1,382
7. Mark Malone (1980-87)	1,374
8. Bobby Layne (1958-62)	1,156
9. Tommy Maddox (2001-05)	1,036
10. Mike Tomczak (1993-99)	973

SEASON:

1. Ben Roethlisberger (2018)	675
2. Ben Roethlisberger (2014)	608
3. Ben Roethlisberger (2013)	584
4. Ben Roethlisberger (2017)	561
5. Tommy Maddox (2003)	519
6. Ben Roethlisberger (2011)	513
7. Ben Roethlisberger (2016)	509
8. Ben Roethlisberger (2009)	506
9. Neil O'Donnell (1993)	486
10. Terry Bradshaw (1979)	472
11. Ben Roethlisberger (2015)	469
Ben Roethlisberger (2008)	469
Ben Roethlisberger (2006)	469

GAME:

1. Ben Roethlisberger (12/10/17 vs. Baltimore)	66
2. Ben Roethlisberger (9/16/18 vs. Kansas City)	60
3. Ben Roethlisberger (11/30/14 vs. New Orleans)	58
4. Tommy Maddox (12/8/02 vs. Houston)	57
5. Ben Roethlisberger (11/25/18 at Denver)	56
6. Ben Roethlisberger (10/8/17 vs. Jacksonville)	55
Ben Roethlisberger (12/20/15 vs. Denver)	55
Ben Roethlisberger (11/29/15 at Seattle)	55
Neil O'Donnell (12/24/95 at Green Bay)	55
10. Ben Roethlisberger (11/5/06 vs. Denver)	54
11. Neil O'Donnell (11/5/95 at Chicago)	52
Neil O'Donnell (10/19/95 vs. Cincinnati)	52
13. Ben Roethlisberger (9/29/13 at Minnesota)	51
14. Ben Roethlisberger (10/30/11 vs. New England)	50
Joe Gilliam (9/22/74 at Denver)	50

Steelers All-Time Individual Leaders

Most Passes Completed

CAREER:

1. Ben Roethlisberger (2004-19)	4,651
2. Terry Bradshaw (1970-83)	2,025
3. Kordell Stewart (1995-2002)	1,190
4. Neil O'Donnell (1990-95)	1,069
5. Bubby Brister (1986-92)	776
6. Mark Malone (1980-87)	690
7. Jim Finks (1949-55)	661
8. Tommy Maddox (2001-05)	603
9. Bobby Layne (1958-62)	569
10. Mike Tomczak (1993-99)	546

SEASON:

1. Ben Roethlisberger (2018)	452
2. Ben Roethlisberger (2014)	408
3. Ben Roethlisberger (2013)	375
4. Ben Roethlisberger (2017)	360
5. Ben Roethlisberger (2009)	337
6. Ben Roethlisberger (2016)	328
7. Ben Roethlisberger (2011)	324
8. Ben Roethlisberger (2015)	319
9. Tommy Maddox (2003)	298
10. Ben Roethlisberger (2012)	284
11. Ben Roethlisberger (2006)	280

GAME:

1. Ben Roethlisberger (12/10/17 vs. Baltimore)	44
2. Ben Roethlisberger (11/25/18 at Denver)	41
3. Ben Roethlisberger (12/20/15 vs. Denver)	40
Ben Roethlisberger (10/26/14 vs. Indianapolis)	40
5. Ben Roethlisberger (9/16/18 vs. Kansas City)	39
6. Ben Roethlisberger (11/5/06 vs. Denver)	38
7. Ben Roethlisberger (11/13/16 vs. Dallas)	37
8. Ben Roethlisberger (11/29/15 at Seattle)	36
Ben Roethlisberger (9/29/13 at Minnesota)	36
Ben Roethlisberger (9/23/12 at Oakland)	36
Ben Roethlisberger (10/30/11 vs. New England)	36
12. Ben Roethlisberger (10/19/16 vs. NY Jets)	34
Neil O'Donnell (11/5/95 at Chicago)	34
14. Ben Roethlisberger (9/10/09 vs. Tennessee)	33
Neil O'Donnell (12/24/95 at Green Bay)	33

Most Consecutive Passes Completed

1. Ben Roethlisberger (11/25/18 at Denver)	15
Ben Roethlisberger (11/26/07 vs. Miami)	15
Bubby Brister (10/1/89 at Detroit)	15
4. Ben Roethlisberger (10/11/09 at Detroit)	13
Bill Nelson (12/18/66 at Atlanta, 11; 9/17/67 vs. Chicago, 2)	13
6. Ben Roethlisberger (12/15/13 vs. Cincinnati)	12
Ben Roethlisberger (9/23/12 at Oakland)	12
Devlin Hodges (10/6/19 vs. Baltimore, 3; 10/13/19 at L.A. Chargers, 9)	12
9. Mason Rudolph (9/30/19 vs. Cincinnati)	11
Tommy Maddox (10/27/02 at Baltimore)	11
Bubby Brister (12/27/92 vs. Cleveland)	11
Neil O'Donnell (10/11/92 at Cleveland)	11
Mark Malone (11/25/84 vs. San Diego)	11

Highest Completion Percentage

CAREER: (Min. 500 Att.)

1. Ben Roethlisberger (4,651 - 7,230, 2004-19)	64.3%
2. Tommy Maddox (603-1,036, 2001-05)	58.2%
3. Neil O'Donnell (1,069-1,871, 1990-95)	57.1%
4. Kordell Stewart (1,190-2,107, 1995-02)	56.5%
5. Mike Tomczak (546-973, 1993-99)	56.1%
6. Bubby Brister (776-1,477, 1986-92)	52.5%
7. Terry Bradshaw (2,025-3,901, 1970-83)	51.9%
8. Mark Malone (690-1,374, 1980-87)	50.2%
9. Bobby Layne (569-1,156, 1958-62)	49.2%
10. Jim Finks (661-1,382, 1949-55)	47.8%
Dick Shiner (245-513, 1968-69)	47.8%

SEASON: (Min. 250 Att.)

1. Ben Roethlisberger (319-469, 2015)	68.0%
2. Ben Roethlisberger (408-608, 2014)	67.1%
3. Ben Roethlisberger (452-675, 2018)	67.0%
4. Ben Roethlisberger (337-506, 2009)	66.6%
5. Ben Roethlisberger (196-295, 2004)	66.4%
6. Ben Roethlisberger (264-404, 2007)	65.3%
7. Ben Roethlisberger (328-509, 2016)	64.4%
8. Ben Roethlisberger (360-561, 2017)	64.2%
Ben Roethlisberger (375-584, 2013)	64.2%
10. Ben Roethlisberger (284-449, 2012)	63.3%

GAME: (Min. 20 Att.)

1. Ben Roethlisberger (22-25, 11/8/18 vs. Carolina)	88.0%
2. Ben Roethlisberger (25-29, 12/9/18 vs. Oakland)	86.2%
3. Mason Rudolph (24-28, 9/30/19 vs. Cincinnati)	85.7%
Ben Roethlisberger (18-21, 11/26/07 vs. Miami)	85.7%
5. Landry Jones (23-27, 12/31/17 vs. Cleveland)	85.2%
6. Kordell Stewart (22-26, 11/24/02 vs. Cincinnati)	84.6%
7. Ben Roethlisberger (21-25, 10/17/04 at Dallas)	84.0%
Neil O'Donnell (21-25, 9/19/93 vs. Cincinnati)	84.0%
9. Ben Roethlisberger (20-24, 9/27/15 at St. Louis)	83.3%
10. Ben Roethlisberger (18-22, 10/7/07 vs. Seattle)	81.8%
Mark Malone (18-22, 11/25/84 vs. San Diego)	81.8%

Most Touchdown Passes

CAREER:

1. Ben Roethlisberger (2004-19)	363
2. Terry Bradshaw (1970-83)	212
3. Kordell Stewart (1995-02)	70
4. Neil O'Donnell (1990-95)	68
5. Bobby Layne (1958-62)	66
6. Jim Finks (1949-55)	55
7. Mark Malone (1980-87)	54
8. Bubby Brister (1986-92)	51
9. Tommy Maddox (2001-05)	42
10. Ed Brown (1962-65)	38

Steelers All-Time Individual Leaders

Most Touchdown Passes (Continued)

SEASON:

1.	Ben Roethlisberger (2018)	34
2.	Ben Roethlisberger (2014)	32
	Ben Roethlisberger (2007)	32
4.	Ben Roethlisberger (2016)	29
5.	Ben Roethlisberger (2017)	28
	Ben Roethlisberger (2013)	28
	Terry Bradshaw (1978)	28
8.	Ben Roethlisberger (2012)	28
	Ben Roethlisberger (2009)	26
	Terry Bradshaw (1979)	26
11.	Terry Bradshaw (1980)	24
12.	Terry Bradshaw (1981)	22
13.	Ben Roethlisberger (2015)	21
	Ben Roethlisberger (2011)	21
	Kordell Stewart (1997)	21
	Ed Brown (1963)	21

GAME:

1.	Ben Roethlisberger (11/2/14 vs. Baltimore)	6
	Ben Roethlisberger (10/26/14 vs. Indianapolis)	6
3.	Ben Roethlisberger (11/8/18 vs. Carolina)	5
	Ben Roethlisberger (10/2/16 vs. Kansas City)	5
	Ben Roethlisberger (10/9/11 vs. Tennessee)	5
	Ben Roethlisberger (11/5/07 vs. Baltimore)	5
	Mark Malone (9/8/85 vs. Indianapolis)	5
	Terry Bradshaw (11/15/81 at Atlanta)	5
9.	Ben Roethlisberger (11/26/17 vs. Green Bay)	4
	Ben Roethlisberger (11/16/17 vs. Tennessee)	4
	Ben Roethlisberger (10/9/16 vs. NY Jets)	4
	Ben Roethlisberger (12/6/15 vs. Indianapolis)	4
	Ben Roethlisberger (11/17/13 vs. Detroit)	4
	Ben Roethlisberger (11/3/13 at New England)	4
	Ben Roethlisberger (9/23/12 at Oakland)	4
	Ben Roethlisberger (10/21/07 at Denver)	4
	Ben Roethlisberger (9/9/07 at Cleveland)	4
	Tommy Maddox (11/10/02 vs. Atlanta)	4
	Bubby Brister (12/23/90 vs. Cleveland)	4
	Bubby Brister (10/29/90 vs. L.A. Rams)	4
	Bubby Brister (10/14/90 at Denver)	4
	Mark Malone (11/25/84 vs. San Diego)	4
	Terry Bradshaw (9/28/80 vs. Chicago)	4
	Terry Bradshaw (11/4/79 vs. Washington)	4
	Dick Shiner (11/24/68 vs. San Francisco)	4
	Ed Brown (10/27/63 vs. Dallas)	4
	Bobby Layne (12/10/61 at Washington)	4
	Bobby Layne (9/24/60 at Dallas)	4
	Jim Finks (10/17/54 vs. Cleveland)	4
	Jim Finks (11/30/52 vs. N.Y. Giants)	4
	Jim Finks (11/16/52 at Cleveland)	4

Most Passes Had Intercepted

CAREER:

1.	Terry Bradshaw (1970-83)	210
2.	Ben Roethlisberger (2004-18)	191
3.	Jim Finks (1949-55)	88
4.	Bobby Layne (1958-62)	81
5.	Kordell Stewart (1995-2002)	72
6.	Mark Malone (1980-87)	68
7.	Bubby Prister (1986-92)	57
8.	Ed Brown (1962-65)	50
9.	Mike Tomczak (1993-99)	43
10.	Tommy Maddox (2001-05)	40

SEASON:

1.	Jim Finks (1955)	26
2.	Terry Bradshaw (1979)	25
3.	Terry Bradshaw (1970)	24
4.	Ben Roethlisberger (2006)	23
5.	Terry Bradshaw (1980)	22
	Terry Bradshaw (1971)	22
7.	Bobby Layne (1959)	21
	Cliff Stoudt (1983)	21
9.	Terry Bradshaw (1978)	20
	Ed Brown (1963)	20
	Johnny Gildea (1935)	20

GAME:

1.	Tommy Wade (12/12/65 vs. Philadelphia)	7
2.	Ben Roethlisberger (10/8/17 vs. Jacksonville)	5
	Mark Malone (9/20/87 at Cleveland)	5
	Terry Bradshaw (11/18/79 at San Diego)	5
	Terry Bradshaw (10/30/77 at Baltimore)	5
	Dick Shiner (11/24/68 vs. San Francisco)	5
	Dick Shiner (11/17/68 vs. Cleveland)	5
	John Gildea (12/1/35 at Boston)	5
8.	24 times, last time by Devlin Hodges (12/15/19 vs. Buffalo)	4

Highest Passer Rating

CAREER (Min. 800 Att.):

1.	Ben Roethlisberger (2004-19)	94.0
2.	Neil O'Donnell (1990-95)	81.8
3.	Tommy Maddox (2001-05)	76.7
4.	Kordell Stewart (1995-2002)	72.3
5.	Mike Tomczak (1993-99)	71.6
6.	Terry Bradshaw (1970-83)	70.9
7.	Bubby Brister (1986-92)	69.8
8.	Bobby Layne (1958-62)	65.5
9.	Mark Malone (1980-87)	62.4
10.	Jim Finks (1949-55)	54.7

SEASON (Min. 14 Att./Game):

1.	Ben Roethlisberger (2007)	104.1
2.	Ben Roethlisberger (2014)	103.3
3.	Ben Roethlisberger (2009)	100.5
4.	Ben Roethlisberger (2005)	98.6
5.	Ben Roethlisberger (2004)	98.1
6.	Ben Roethlisberger (2012)	97.0
	Ben Roethlisberger (2010)	97.0
8.	Ben Roethlisberger (2018)	96.5
9.	Ben Roethlisberger (2016)	95.4
10.	Ben Roethlisberger (2015)	94.5

STEELERS All-Time Receiving

Most Receptions

CAREER:

1.	Hines Ward (1998-2011)	1,000
2.	Antonio Brown (2010-18)	837
3.	Heath Miller (2005-15) (TE)	592
4.	John Stallworth (1974-87)	537
5.	Louis Lipps (1984-91)	358
6.	Lynn Swann (1974-82)	336
7.	Elbie Nickel (1947-57) (TE)	329
8.	Le'Veon Bell (2013-17) (RB)	312
9.	Franco Harris (1972-83) (RB)	306
10.	Plaxico Burress (2000-04, 12-13)	264

Steelers All-Time Individual Leaders

Most Receptions (Continued)

SEASON:

1.	Antonio Brown (2015)	136
2.	Antonio Brown (2014)	129
3.	Hines Ward (2002)	112
4.	Juju Smith-Schuster (2018)	111
5.	Antonio Brown (2013)	110
6.	Antonio Brown (2016)	106
7.	Antonio Brown (2018)	104
8.	Antonio Brown (2017)	101
9.	Hines Ward (2009)	95
	Hines Ward (2003)	95
11.	Hines Ward (2001)	94

GAME:

1.	Antonio Brown (11/8/15 vs. Oakland)	17
2.	Antonio Brown (12/20/15 vs. Denver)	16
3.	Antonio Brown (12/23/18 at New Orleans)	14
	Antonio Brown (11/13/16 vs. Dallas)	14
	Courtney Hawkins (11/1/98 vs. Tennessee)	14
6.	Jaylen Samuels (11/3/19 vs. Indianapolis) (RB)	13
	Juju Smith-Schuster (11/25/18 at Denver)	13
	Juju Smith-Schuster (9/16/18 vs. Kansas City)	13
	Antonio Brown (1/3/16 at Cleveland)	13
	Hines Ward (11/30/03 vs. Cincinnati)	13
11.	Le'Veon Bell (11/26/17 vs. Green Bay) (RB)	12
	Antonio Brown (9/25/16 at Philadelphia)	12
	Antonio Brown (9/29/13 at Minnesota)	12
	J.R. Wilburn (10/22/67 vs. Dallas)	12
15.	Juju Smith-Schuster (12/23/18 at New Orleans)	11
	Antonio Brown (12/10/17 vs. Baltimore)	11
	Antonio Brown (9/10/17 vs. Cleveland)	11
	Antonio Brown (9/27/15 at St. Louis)	11
	Antonio Brown (11/2/14 vs. Baltimore)	11
	Hines Ward (11/16/08 vs. San Diego)	11
	Hines Ward (12/2/07 vs. Cincinnati)	11
	Hines Ward (11/10/02 vs. Atlanta)	11
	Yancey Thigpen (10/26/97 vs. Jacksonville)	11
	John Stallworth (9/30/85 vs. Cincinnati)	11
	Franco Harris (9/19/82 vs. Cincinnati) (RB)	11
	Roy Jefferson (11/3/68 at Atlanta)	11
27.	Jesse James (12/10/17 vs. Baltimore) (TE)	10
	Antonio Brown (11/26/17 vs. Green Bay)	10
	Antonio Brown (11/16/17 vs. Tennessee)	10
	Le'Veon Bell (10/8/17 vs. Jacksonville) (RB)	10
	Antonio Brown (10/8/17 vs. Jacksonville)	10
	Antonio Brown (9/24/17 at Chicago)	10
	Antonio Brown (12/25/16 vs. Baltimore)	10
	Le'Veon Bell (10/23/16 vs. New England) (RB)	10
	Martavis Bryant (12/20/15 vs. Denver)	10
	Heath Miller (12/13/15 at Cincinnati) (TE)	10
	Antonio Brown (11/15/15 vs. Cleveland)	10
	Heath Miller (11/1/15 vs. Cincinnati) (TE)	10
	Antonio Brown (12/14/14 at Atlanta)	10
	Antonio Brown (10/26/14 vs. Indianapolis)	10
	Heath Miller (9/28/14 vs. Tampa Bay) (TE)	10
	Antonio Brown (9/21/14 at Carolina)	10
	Hines Ward (11/22/09 at Kansas City)	10
	Hines Ward (11/17/02 at Tennessee)	10
	Hines Ward (12/9/01 vs. N.Y. Jets)	10
	Yancey Thigpen (9/24/95 vs. Minnesota)	10
	Yancey Thigpen (11/5/95 at Chicago)	10
	Andre Hastings (9/18/95 at Miami)	10
	Dick Compton (10/7/67 at Cleveland)	10
	Elbie Nickel (12/14/52 at Los Angeles) (TE)	10
	Val Jansante (10/30/49 vs. Philadelphia)	10

Most Yards Receiving

CAREER:

1.	Hines Ward (1998-2011)	12,083
2.	Antonio Brown (2010-18)	11,207
3.	John Stallworth (1974-87)	8,723
4.	Heath Miller (2005-15) (TE)	6,569
5.	Louis Lipps (1984-91)	6,018
6.	Lynn Swann (1974-82)	5,462
7.	Elbie Nickel (1947-57) (TE)	5,131
8.	Buddy Dial (1959-63)	4,723
9.	Plaxico Burress (2000-04, 12-13)	4,206
10.	Mike Wallace (2009-12)	4,042

SEASON:

1.	Antonio Brown (2015)	1,834
2.	Antonio Brown (2014)	1,698
3.	Antonio Brown (2017)	1,533
	Antonio Brown (2013)	1,499
5.	Juju Smith-Schuster (2018)	1,426
6.	Yancey Thigpen (1997)	1,398
7.	John Stallworth (1984)	1,395
8.	Hines Ward (2002)	1,329
9.	Plaxico Burress (2002)	1,325
10.	Yancey Thigpen (1995)	1,307

GAME:

1.	Antonio Brown (11/8/15 vs. Oakland)	284
2.	Plaxico Burress (11/10/02 vs. Atlanta)	253
3.	Buddy Dial (10/22/61 vs. Cleveland)	235
4.	Antonio Brown (12/10/17 vs. Baltimore)	213
5.	Jimmy Orr (12/13/58 vs. Chicago Cardinals)	205
6.	Elbie Nickel (12/14/52 at L.A. Rams) (TE)	202
7.	Markus Wheaton (11/29/15 at Seattle)	201
8.	Roy Jefferson (11/3/68 at Atlanta)	199
9.	Antonio Brown (9/22/13 vs. Chicago)	196
	Yancey Thigpen (10/26/97 vs. Jacksonville)	196

Most 100-Yard Receiving Games

CAREER:

1.	Antonio Brown (2010-18)	42
2.	Hines Ward (1998-11)	29
3.	John Stallworth (1974-87)	25
4.	Buddy Dial (1959-63)	18
5.	Louis Lipps (1984-91)	16
6.	Mike Wallace (2009-12)	14
7.	Roy Jefferson (1965-69)	13
8.	Juju Smith-Schuster (2017-19)	12
	Plaxico Burress (2000-04, 12-13)	12
10.	Lynn Swann (1974-82)	11
	Gary Ballman (1962-66)	11

Steelers All-Time Individual Leaders

Most 100-Yard Receiving Games (Continued)

SEASON:

1. Antonio Brown (2015)	9
2. JuJu Smith-Schuster (2018)	8
Antonio Brown (2017)	8
Antonio Brown (2014)	8
5. Mike Wallace (2010)	7
John Stallworth (1984)	7
7. Yancey Thigpen (1997)	6
Buddy Dial (1963)	6
9. Antonio Brown (2018)	5
Antonio Brown (2013)	5
Hines Ward (2009)	5
Louis Lipps (1989)	5
Roy Jefferson (1969)	5
14. Antonio Brown (2016)	4
Mike Wallace (2011)	4
Hines Ward (2010)	4
Hines Ward (2008)	4
Hines Ward (2005)	4
Hines Ward (2002)	4
Plaxico Burress (2002)	4
Plaxico Burress (2001)	4
Charles Johnson (1996)	4
Yancey Thigpen (1995)	4
Louis Lipps (1985)	4
John Stallworth (1981)	4
Theo Bell (1980)	4
Roy Jefferson (1968)	4
Buddy Dial (1962)	4
Buddy Dial (1961)	4

Most Touchdowns Receiving

CAREER:

1. Hines Ward (1998-2011)	85
2. Antonio Brown (2010-18)	74
3. John Stallworth (1974-87)	63
4. Lynn Swann (1974-82)	51
5. Heath Miller (2005-15) (TE)	45
6. Buddy Dial (1959-63)	42
7. Louis Lipps (1984-91)	39
8. Elbie Nickel (1947-57) (TE)	37
9. Ray Mathews (1951-59)	34
10. Mike Wallace (2009-12)	32

SEASON:

1. Antonio Brown (2018)	15
2. Antonio Brown (2014)	13
3. Antonio Brown (2016)	12
Hines Ward (2002)	12
Louis Lipps (1985)	12
Buddy Dial (1961)	12
7. Hines Ward (2005)	11
John Stallworth (1984)	11
Lynn Swann (1978)	11
Lynn Swann (1975)	11
Roy Jefferson (1968)	11
12. Antonio Brown (2015)	10
Jerricho Cotchery (2013)	10
Mike Wallace (2010)	10
Hines Ward (2003)	10
Ron Shanklin (1973)	10

GAME:

1. Roy Jefferson (11/3/68 at Atlanta)	4
2. Antonio Brown (11/16/17 vs. Tennessee)	3
Antonio Brown (11/29/16 at Indianapolis)	3
Jerricho Cotchery (11/3/13 at New England)	3
Hines Ward (10/22/06 at Atlanta)	3
Charles Johnson (11/1/98 vs. Tennessee)	3
Yancey Thigpen (12/7/97 vs. Denver)	3
Eric Green (10/14/90 at Denver) (TE)	3
Weegie Thompson (11/2/86 vs. Green Bay)	3
Louis Lipps (9/8/85 vs. Indianapolis)	3
John Stallworth (11/25/84 vs. San Diego)	3
John Stallworth (11/4/84 vs. Houston)	3
Jim Smith (9/28/80 vs. Chicago)	3
Buddy Dial (10/27/63 vs. Dallas)	3
Ray Mathews (10/17/54 vs. Cleveland)	3

Most Consecutive Games Played with at Least One Reception

REGULAR SEASON:

1. Hines Ward (began 11/9/98 vs. Green Bay to 11/8/10 at Cincinnati)	186
2. Antonio Brown (began 10/3/10 vs. Baltimore to 12/23/18 at New Orleans)	128
3. Heath Miller (began 11/20/08 vs. Cincinnati to 10/18/15 vs. Arizona)	103

STEELERS All-Time Punting

Most Punts

CAREER:

1. Bobby Walden (1968-77)	716
2. Josh Miller (1996-2003)	572
3. Craig Colquitt (1978-81, 1983-84)	429
4. Harry Newsome (1985-89)	375
5. Jordan Berry (2015-19)	328
6. Mark Royals (1992-94)	259
7. Pat Brady (1952-54)	223
8. Daniel Sepulveda (2007-11)	221
9. Chris Gardocki (2004-06)	199
10. Joe Geri (1949-51)	171

SEASON:

1. Mark Royals (1994)	97
2. Josh Miller (2000)	90
3. Mark Royals (1993)	89
4. Harry Newsome (1986)	86
5. Josh Miller (2003)	84
Josh Miller (1999)	84
Craig Colquitt (1981)	84
8. Harry Newsome (1989)	82
9. Josh Miller (1998)	81
10. Craig Colquitt (1983)	80
Pat Brady (1953)	80

Steelers All-Time Individual Leaders

Most Punts (Continued)

GAME:

1. Josh Miller (10/15/00 vs. Cincinnati)	12
2. Mark Royals (11/6/94 at Houston)	11
Mark Royals (12/5/93 vs. New England)	11
4. Harry Newsome (11/9/86 at Buffalo)	10
Harry Newsome (9/16/85 at Cleveland)	10
Bobby Walden (12/7/69 vs. Dallas)	10
7. 20 times, last time by Jordan Berry (11/10/19 vs. L.A. Rams)	9

Highest Punting Average

CAREER (Min. 100 Punts):

1. Bobby Joe Green (1960-61)	45.7
2. Pat Brady (1952-54)	44.5
3. Jordan Berry (2015-19)	44.2
4. Daniel Sepulveda (2007-11)	43.7
5. Frank Lambert (1965-66)	43.6

SEASON (Min. 50 Punts):

1. Bobby Joe Green (1961)	47.0
2. Pat Brady (1953)	46.9
3. Jordan Berry (2016)	45.6
4. Jordan Berry (2019)	45.5
Daniel Sepulveda (2010)	45.5
6. Harry Newsome (1988)	45.4
7. Bobby Walden (1970)	45.2
Josh Miller (1999)	45.2
9. Frank Lambert (1965)	45.1
10. Bobby Joe Green (1960)	44.2

Longest Punt

1. Joe Geri (11/20/49 at Green Bay)	82
2. Jordan Berry (10/18/15 vs. Arizona)	79
Drew Butler (12/9/12 vs. San Diego)	79
4. Josh Miller (12/2/99 at Jacksonville)	75
Bobby Joe Green (1960)	75
6. Brad Wing (12/7/14 at Cincinnati)	74
Craig Colquitt (12/7/81 at Oakland)	74
Bob Cifers (1947)	74
9. Josh Miller (9/20/98 at Miami)	73

STEELERS All-Time Punt Returns

Most Punt Returns

CAREER:

1. Rod Woodson (1987-96)	257
2. Antonio Brown (2010-18)	186
3. Antwaan Randle El (2002-05, 10)	182
4. Theo Bell (1976, 1978-80)	139
5. Louis Lipps (1984-91)	107
6. Glen Edwards (1971-77)	99
7. Jim Smith (1977-82)	98
8. Andre Hastings (1993-96)	87
9. Hank Poteat (2000-02)	76
10. Rick Woods (1982-86)	70

SEASON:

1. Louis Lipps (1984)	53
2. Andre Hastings (1995)	48
3. Antwaan Randle El (2003)	45
Theo Bell (1979)	45
5. Antwaan Randle El (2005)	44
6. Paul Skansi (1983)	43
7. Antwaan Randle El (2004)	42
Rod Woodson (1993)	42
9. Lynn Swann (1974)	41
10. Rod Woodson (1994)	39
Theo Bell (1976)	39

GAME:

1. Theo Bell (12/16/79 vs. Buffalo)	10
2. Andre Hastings (11/13/1995 vs. Cleveland)	9
3. Jim Smith (9/9/1979 vs. Houston)	8
Willie Sydnor (12/26/1982 vs. New England)	8
Paul Skansi (10/30/1983 vs. Tampa Bay)	8
6. Jon Staggers (9/26/1971 vs. Cincinnati)	7
Lynn Swann (10/28/1974 vs. Atlanta)	7
Antwaan Randle El (11/21/2004 at Cincinnati)	7
Antonio Brown (11/21/2010 vs. Oakland)	7
10. 23 times, last time by Stefan Logan (9/20/09 at Chicago)	6

Most Yards Punt Returns

CAREER:

1. Rod Woodson (1987-96)	2,362
2. Antonio Brown (2010-18)	1,759
3. Antwaan Randle El (2002-05, 10)	1,650
4. Theo Bell (1976, 1978-80)	1,259
5. Louis Lipps (1984-91)	1,212
6. Glen Edwards (1971-77)	941
7. Bill Dudley (1942, 1945-46)	838
8. Hank Poteat (2000-02)	788
9. Ray Mathews (1951-59)	779
10. Lynn Swann (1974-82)	739

SEASON:

1. Louis Lipps (1984)	656
2. Lynn Swann (1974)	577
3. Antwaan Randle El (2003)	542
4. Andre Hastings (1995)	474
5. Hank Poteat (2000)	467
6. Antwaan Randle El (2005)	448
7. Louis Lipps (1985)	437
8. Walt Slater (1947)	435
9. Antonio Brown (2013)	409
10. Rod Woodson (1990)	398

Most Touchdowns Punt Returns

CAREER:

1. Antonio Brown (2010-18)	4
Antwaan Randle El (2002-05, 10)	4
3. Louis Lipps (1984-91)	3
Ray Mathews (1951-59)	3
5. Rod Woodson (1987-96)	2

SEASON:

1. Antwaan Randle El (2005)	2
Antwaan Randle El (2003)	2
Louis Lipps (1985)	2
Ray Mathews (1952)	2

GAME:

1. Many, last time by Dontae Johnson (12/8/19 at Arizona)	1
--	----------

Steelers All-Time Individual Leaders

Highest Punt Return Average

CAREER (Min. 75 Ret.):

1. Louis Lipps (1984-91)	11.3
2. Hank Poteat (2000-02)	10.4
3. Antonio Brown (2010-18)	9.5
Glen Edwards (1971-77)	9.5
5. Rod Woodson (1987-96)	9.2
6. Antwaan Randle El (2002-05, 2010)	9.1
Theo Bell (1976, 1978-80)	9.1
8. Andre Hastings (1993-96)	8.4
9. Jim Smith (1977-82)	7.5

SEASON (Min. 20 Ret.):

1. Art Jones (1941)	16.6
2. Bobby Gage (1949)	15.9
3. Walt Slater (1947)	15.5
4. Ray Matthews (1951)	15.4
5. Ray Matthews (1952)	15.3
6. Bill Dudley (1942)	13.6
7. Hank Poteat (2000)	13.0
8. Antonio Brown (2013)	12.8
9. Diontae Johnson (2019)	12.4
Louis Lipps (1984)	12.4

Longest Punt Returns

1. Brady Keys (9/20/64 vs. N.Y. Giants)	90
2. Diontae Johnson (12/8/19 at Arizona)	85t
3. Antwaan Randle El (10/26/03 vs. St. Louis)	84t
4. Brady Keys (9/22/63 vs. N.Y. Giants)	82
5. Antwaan Randle El (1/1/06 vs. Detroit)	81t
6. Rod Woodson (10/25/92 at Kansas City)	80t
Roy Jefferson (11/10/68 at St. Louis Cardinals)	80t
8. Louis Lipps (11/19/84 at New Orleans)	76t
9. Antwaan Randle El (12/18/05 at Minnesota)	72t
Antwaan Randle El (10/16/05 vs. Jacksonville)	72t
Andre Hastings (9/10/95 at Houston)	72t

STEELERS All-Time Kickoff Returns

Most Kickoff Returns

CAREER:

1. Rod Woodson (1987-96)	220
2. Larry Anderson (1978-81)	122
3. Dwight Stone (1987-94)	109
4. Lynn Chandnois (1950-56)	92
5. Antwaan Randle El (2002-05, 10)	78
Will Blackwell (1997-01)	78
7. Ernie Mills (1991-96)	76
8. Gary Ballman (1962-66)	64
9. Ike Taylor (2003-14)	55
Stefan Logan (2009)	55

SEASON:

1. Stefan Logan (2009)	55
2. Ernie Mills (1995)	54
3. Rod Woodson (1991)	44
4. Chris Rainey (2012)	39
Henry Odom (1983)	39
6. Allen Rossum (2007)	38
7. Ike Taylor (2003)	37
Rod Woodson (1988)	37
Larry Anderson (1981)	37
Larry Anderson (1978)	37

GAME:

1. Rich Erenberg (9/2/84 vs. Kansas City)	7
Jack Deloplaine (9/26/76 vs. New England)	7
3. 17 times, last time by Emmanuel Sanders (11/14/10 vs. New England)	6

Most Yards Kickoff Returns

CAREER:

1. Rod Woodson (1987-96)	4,894
2. Larry Anderson (1978-81)	2,866
3. Lynn Chandnois (1950-56)	2,720
4. Dwight Stone (1987-94)	2,086
5. Will Blackwell (1997-2001)	1,772
6. Ernie Mills (1991-96)	1,753
7. Antwaan Randle El (2002-05,10)	1,742
8. Gary Ballman (1962-66)	1,711
9. Stefan Logan (2009)	1,466
10. Jim Butler (1965-67)	1,186

SEASON:

1. Stefan Logan (2009)	1,466
2. Ernie Mills (1995)	1,306
3. Chris Rainey (2012)	1,035
4. Rod Woodson (1989)	982
5. Larry Anderson (1978)	930
6. Allen Rossum (2007)	885
7. Rod Woodson (1991)	880
8. Rod Woodson (1988)	850
9. Ike Taylor (2003)	831
10. Larry Anderson (1981)	825

Most Touchdowns Kickoff Returns

CAREER:

1. Lynn Chandnois (1950-66)	3
2. Will Blackwell (1997-01)	2
Rod Woodson (1987-96)	2

SEASON:

1. Lynn Chandnois (1952)	2
--------------------------	---

GAME:

1. Several, last time by Juju Smith-Schuster (12/31/17 vs. Cleveland)	1
--	----------

Highest Kickoff Return Average

CAREER (Min. 40 Ret.):

1. Lynn Chandnois (1950-56)	29.6
2. Stefan Logan (2009)	26.7
Gary Ballman (1962-66)	26.7
4. Ray Mathews (1951-59)	25.5
5. Antonio Brown (2010-18)	25.0
6. Emmanuel Sanders (2010-13)	24.8
7. Brady Keys (1961-67)	23.7
8. Don Shy (1967-68)	23.6
9. Larry Anderson (1978-81)	23.5
10. Ernie Mills (1991-1996)	23.1

SEASON (Min. 15 Ret.):

1. Lynn Chandnois (1952)	35.2
2. Gary Ballman (1963)	31.7
3. Mel Blount (1970)	29.7
4. Lynn Chandnois (1953)	29.0
5. Antonio Brown (2011)	27.3
Rod Woodson (1989)	27.3
7. Steve Davis (1973)	26.9
8. Stefan Logan (2009)	26.7
Jim Butler (1966)	26.7
10. Chris Rainey (2012)	26.5
Sid Watson (1955)	26.5

Steelers All-Time Individual Leaders

Longest Kick Returns

1.	Don McCall (11/23/69 at Minnesota)	101t
2.	Antwaan Randle El (10/13/02 at Cincinnati)	99t
3.	Allen Rossum (9/23/07 vs. San Francisco)	98t
	Will Blackwell (12/24/00 at San Diego)	98t
5.	Will Blackwell (10/9/97 at Baltimore)	97t
6.	JuJu Smith-Schuster (12/31/17 vs. Cleveland)	96t
	Billy Wells (10/13/57 vs. Chicago Cardinals)	96t
8.	Larry Anderson (11/25/79 vs. Cleveland)	95t
9.	Mike Collier (10/26/75 at Green Bay)	94t
10.	Jim Butler (10/30/66 at Dallas)	93t
	Gary Ballman (11/17/63 at Washington)	93
	Lynn Chandnois (10/3/53 vs. N.Y. Giants)	93t
	Lynn Chandnois (10/12/52 at Philadelphia)	93t

STEELERS All-Time Interceptions

Most Interceptions

CAREER:		
1.	Mel Blount (1970-83)	57
2.	Jack Butler (1951-59)	52
3.	Donnie Shell (1974-87)	51
4.	Rod Woodson (1987-96)	38
5.	Dwayne Woodruff (1979-85, 1987-90)	37
6.	Mike Wagner (1971-80)	36
7.	Troy Polamalu (2003-14)	32
	Darren Perry (1992-98)	32
	Jack Ham (1971-82)	32
10.	Jack Lambert (1974-84)	28

SEASON:

1.	Mel Blount (1975)	11
2.	Jack Butler (1957)	10
	Howard Hartley (1951)	10
	Bill Dudley (1946)	10
5.	Jack Butler (1958)	9
	Jack Butler (1953)	9
7.	Rod Woodson (1993)	8
	Mike Wagner (1973)	8
	Clendon Thomas (1963)	8
	Johnny Sample (1961)	8

GAME:

1.	Jack Butler (12/13/53 at Washington)	4
2.	Dicky Moegle (10/9/60 vs. N.Y. Giants)	3
	Darren Perry (9/11/94 at Cleveland)	3
	Johnny Sample (10/8/61 at Philadelphia)	3
	Donnie Shell (11/22/81 at Cleveland)	3
	Richard Shelton (12/22/91 vs. Cleveland)	3
	Mike Wagner (10/28/1973 vs. Cincinnati)	3
	Mike Wagner (9/28/80 vs. Chicago)	3
9.	Many; last time by Joe Haden (12/8/19 at Arizona)	2

Most Interception Return Yards

CAREER:		
1.	Jack Butler (1951-59)	827
2.	Rod Woodson (1987-96)	779
3.	Mel Blount (1970-83)	736
4.	Dwayne Woodruff (1979-85, 1987-90)	689
5.	Glen Edwards (1971-78)	652
6.	Darren Perry (1992-98)	574
7.	Mike Wagner (1971-80)	491
8.	Donnie Shell (1974-87)	490
9.	Troy Polamalu (2003-14)	398
10.	Tony Compagno (1946-48)	382

SEASON:

1.	Bill Dudley (1946)	242
2.	Chad Scott (2001)	204
3.	Glen Edwards (1973)	186
4.	Tony Compagno (1948)	179
5.	Dewayne Washington (1998)	178
6.	Jack Butler (1952)	168
7.	Tony Compagno (1947)	163
8.	Glen Edwards (1974)	153
	Joey Porter (2002)	153
10.	Jack Butler (1953)	147

Most Touchdowns on Interceptions

CAREER:

1.	William Gay (2007-11, 13-17)	5
	Rod Woodson (1987-96)	5
3.	Chad Scott (1997-04)	4
	Jack Butler (1951-59)	4
5.	Troy Polamalu (2003-14)	3
	Deshea Townsend (1998-09)	3
	Camell Lake (1989-98)	3
	Dwayne Woodruff (1979-85, 1987-90)	3
	Tony Compagno (1946-48)	3
10.	Tyrone Carter (2004-09)	2
	Dewayne Washington (1998-03)	2
	Bryan Hinkle (1982-93)	2
	Mike Merriweather (1982-87)	2
	Donnie Shell (1974-87)	2
	Sam Washington (1982-85)	2
	Mel Blount (1970-83)	2
	Glen Edwards (1971-77)	2
	John Rowser (1970-73)	2
	Marv Woodson (1964-69)	2
	Jim Bradshaw (1963-67)	2

SEASON:

1.	William Gay (2014)	3
2.	Chad Scott (2001)	2
	Dewayne Washington (1998)	2
	Rod Woodson (1994)	2
	Sam Washington (1984)	2
	Jack Butler (1954)	2
	Tony Compagno (1947)	2

GAME:

1.	Dewayne Washington (11/22/98 vs. Jacksonville; 78, 52)	2
2.	Many, last time by Minkah Fitzpatrick (11/3/19 vs. Indianapolis)	1

Steelers All-Time Individual Leaders

Most Consecutive Games Intercepting a Pass

1. Mel Blount (1975)	6
----------------------	---

Longest Interception Returns

1. Martin Kottler (9/27/33 vs. Chicago Cardinals)	99t
2. Minkah Fitzpatrick (11/3/19 vs. Indianapolis)	96t
3. Jack Hinkle (10/9/43 vs. N.Y. Giants)	91
4. Lawrence Timmons (11/30/08 at New England)	89
5. Glen Edwards (9/30/73 at Houston)	86t
6. Joey Porter (9/15/02 vs. Oakland)	84
7. Keyaron Fox (10/25/09 vs. Minnesota)	82t
Jim Bradshaw (10/24/65 at Philadelphia)	82t
Tony Compagno (11/7/48 vs. Green Bay)	82t
10. Russ Craft (10/17/54 vs. Cleveland)	81t

STEELERS All-Time Sacks

Most Quarterback Sacks

CAREER:

1. James Harrison (2002, 2004-12, 2014-17)	80.5
2. Jason Gildon (1994-03)	77.0
3. L.C. Greenwood (1969-81)	73.5
4. Joe Greene (1969-81)	66.0
5. Joey Porter (1999-06)	60.0
6. Keith Willis (1982-87, 89-91)	59.0
7. LaMarr Woodley (2007-13)	57.0
8. Cameron Heyward (2011-18)	54.0
9. Greg Lloyd (1988-97)	53.5
10. Dwight White (1971-80)	46.0

SEASON:

1. James Harrison (2008)	16.0
2. Mike Merriweather (1984)	15.0
3. T.J. Watt (2019)	14.5
4. Kevin Greene (1994)	14.0
Keith Willis (1983)	14.0
6. LaMarr Woodley (2009)	13.5
Jason Gildon (2000)	13.5
8. T.J. Watt (2018)	13.0
Chad Brown (1996)	13.0
10. Kevin Greene (1993)	12.5

GAME:

1. Joe Greene (12/10/72 at Houston)	5.0
2. Chad Brown (10/13/96 vs. Cincinnati)	4.5
L.C. Greenwood (11/25/79 vs. Cleveland)	4.5
4. Joey Porter (10/14/01 at Tampa Bay)	4.0
Jerrold Williams (12/22/91 vs. Cleveland)	4.0
Edmund Nelson (9/16/84 vs. L.A. Rams)	4.0
7. James Harrison (11/5/07 vs. Baltimore)	3.5
Keith Willis (10/23/83 at Seattle)	3.5
9. 30 times, last time by T.J. Watt (10/7/18 vs. Atlanta)	3.0

Most Consecutive Games with at Least a Half-Sack

1. LaMarr Woodley (2009-10)	10
2. T.J. Watt (2019)	9
3. Greg Lloyd (1994)	6
Joe Greene (1974)	6
Ernie Holmes (1974)	6
6. Jason Gildon (1998)	5
Chad Brown (1994)	5
Kevin Greene (1993)	5
Keith Willis (1983)	5
Dwight White (1972)	5

STEELERS All-Time Fumble Recoveries

CAREER:

1. Ernie Stautner (1950-63)	23
2. Jack Ham (1971-82)	21
3. Donnie Shell (1974-87)	19
4. John Reger (1955-63)	17
Jack Lambert (1974-84)	17
6. Joe Greene (1969-81)	16
7. Carnell Lake (1989-98)	15
Greg Lloyd (1988-97)	15
9. Robin Cole (1977-87)	14
L.C. Greenwood (1969-81)	14
George Tarasovic (1952-63)	14

SEASON:

1. Jack Lambert (1976)	8
2. Carnell Lake (1989)	5
Donnie Shell (1978)	5
Joe Greene (1978)	5
L.C. Greenwood (1971)	5
Gary Glick (1957)	5
John Reger (1957)	5
John Reger (1955)	5

Steelers All-Time Opponent Records

TOP TEN Opponent Performances

Top 10 Rushing Performances

GAME:	Att. Yds.TDs
1. Fred Taylor (11/19/00 vs. Jacksonville)	30-234-3
2. O.J. Simpson (9/28/75 vs. Buffalo)	23-227-1
3. Steve Van Buren (11/27/49 at Philadelphia)	27-205-0
4. Jay Ajayi (10/16/16 at Miami)	25-204-2
5. John David Crow (12/18/60 at St. Louis)	24-203-0
6. Joe Morris (12/21/85 at N.Y. Giants)	36-202-3
7. O.J. Simpson (10/29/72 at Buffalo)	22-189-1
8. Leonard Fournette (10/8/17 vs. Jacksonville)	28-181-2
9. Jim Brown (10/5/63 at Cleveland)	21-175-1
10. Curtis Martin (12/14/03 at N.Y. Jets)	30-174-0

Top 10 Passing Performances

GAME:	Att.Comp. Yds. TDs INTs
1. Tom Brady (11/3/13 at New England)	33-23-432-4-0
2. Doug Williams (9/11/88 at Washington)	52-30-430-2-1
3. Charley Johnson (10/13/63 at St. Louis)	41-20-428-2-1
4. Norm Snead (11/17/63 at Washington)	40-23-424-2-2
5. Matthew Stafford (10/29/17 at Detroit)	45-27-423-0-0
6. Carson Palmer (10/18/15 vs. Arizona)	45-29-421-1-2
7. Steve Bartkowski (11/15/81 at Atlanta)	50-33-416-2-2
8. Bernie Kosar (11/23/86 at Cleveland)	46-28-414-2-1
9. Ryan Fitzpatrick (9/24/18 at Tampa Bay)	50-30-411-3-3
10. Jon Kitna (12/30/01 at Cincinnati)	68-35-411-2-1

Top 10 Receiving Performances

GAME:	Rec. Yds.TDs
1. Qadry Ismail (12/12/99 vs. Baltimore)	6-258-3
2. Josh Gordon (11/24/13 at Cleveland)	14-237-1
3. A.J. Green (12/17/14 at Cincinnati)	11-224-1
4. Bobby Mitchell (11/17/63 at Washington)	11-218-2
5. Eddie Brown (11/6/88 at Cincinnati)	7-216-2
6. Jackie Smith (10/13/63 at St. Louis)	9-212-2
7. Carl Pickens (10/11/98 at Cincinnati)	13-204-1
8. Derrick Alexander (12/1/96 at Baltimore)	7-198-1
9. John Gilliam (10/5/69 vs. St. Louis)	10-197-1
10. John Brown (10/18/15 vs. Arizona)	10-196-0

Steelers Team Records

GAMES WON

SEASON: 15 (2004)
 MOST CONSECUTIVE: 16 (2004-05)
 MOST CONSECUTIVE (ONE SEASON): 14 (2004)

SCORING

Most Points

GAME: 63 (11/30/52 vs. N.Y. Giants)
 SEASON: 436 (2014)

Most Points Allowed

GAME: 55 (11/3/13 at New England)
 SEASON: 421 (1988)

Fewest Points

GAME: 0 (many times, last time 11/26/06 at Baltimore)
 SEASON: 51 (1934 - 12 games)
 202 (1965 - 14 games)
 263 (1998 - 16 games)

Fewest Points Allowed

GAME: 0 (many times, last time 12/24/11 vs. St. Louis)
 SEASON: 117 (1946 - 11 games)
 138 (1976 - 14 games)
 195 (1978 - 16 games)

Most Points, Combined

GAME: 98 (12/8/85, San Diego 54, Pittsburgh 44)
 SEASON: 804 (2014)

Fewest Points, Combined

GAME: 0 (10/22/33, Pittsburgh 0, Cincinnati 0)
 SEASON: 238 (1940 - 11 games)
 339 (1957 - 12 games)
 480 (1976 - 14 games)
 524 (1992 - 16 games)

Most Touchdowns

GAME: 9 (11/30/52 vs. N.Y. Giants)
 SEASON: 54 (2018)

Fewest Touchdowns

GAME: 0 (many times, last time 9/8/19 at New England)
 SEASON: 6 (1940 - 11 games)
 25 (1965 - 14 games)
 27 (1998 - 16 games)

Most Touchdowns Allowed

GAME: 8 (12/8/85 vs. San Diego; 11/23/41 vs. Green Bay)
 SEASON: 53 (1965)

Fewest Touchdowns Allowed

GAME: 0 (several times, last time 9/30/19 vs. Cincinnati)
 SEASON: 14 (1976 - 14 games)
 21 (2008 - 16 games)

Most Rushing Touchdowns

GAME: 5 (9/20/81 vs. N.Y. Jets; 11/7/76 at Kansas City)
 SEASON: 33 (1976)

Fewest Rushing Touchdowns

GAME: 0 (many times, last time 12/22/19 at N.Y. Jets)
 SEASON: 2 (1940 - 11 games)
 7 (1968 - 14 games)
 7 (2019 - 16 games)

Most Rushing Touchdowns Allowed

GAME: 6 (10/24/53 vs. Green Bay; 10/14/34 at Boston)
 SEASON: 20 (1988; 1947)

Fewest Rushing Touchdowns Allowed

GAME: 0 (many times, last time 12/22/19 at N.Y. Jets)
 SEASON: 5 (2010; 2001; 1997; 1982; 1976)

Most Passing Touchdowns

GAME: 6 (twice, last time 11/21/14 vs. Baltimore)
 SEASON: 35 (2018)

Fewest Passing Touchdowns

GAME: 0 (many times, last time 12/29/19 at Baltimore)
 SEASON: 0 (1945 - 10 games)
 10 (1989)

Most Passing Touchdowns Allowed

GAME: 6 (9/8/91 vs. Buffalo; 8/16/18 vs. Kansas City)
 SEASON: 34 (1962)

Fewest Passing Touchdowns Allowed

GAME: 0 (many times, last time 12/29/19 at Baltimore)
 SEASON: 6 (1946)

Most Defensive Touchdowns

GAME: 3 (10/10/83 vs. Cincinnati)
 SEASON: 7 (1987; 1983)

Most Points After Touchdown

GAME: 9 (11/30/52 vs. N.Y. Giants)
 SEASON: 50 (1979)

Most Points After Touchdown Allowed

GAME: 7 (9/8/91 at Buffalo; 11/23/69 at Minnesota;
 10/30/66 at Dallas)
 SEASON: 49 (1969; 1968; 1965)

Most Field Goals

GAME: 6 (3 times, the last time 12/18/16 at Cincinnati
 12/11/02 at Jacksonville; 10/23/88 vs. Denver)
 SEASON: 35 (2017)

Most Field Goals Allowed

GAME: 7 (9/24/67 vs. St. Louis Cardinals)
 SEASON: 32 (1998)

FIRST DOWNS

Most First Downs

GAME: 36 (twice, last time 11/30/14 vs. New Orleans)
 SEASON: 379 (2014)

Most First Downs By Opponents

GAME: 35 (11/23/86 at Cleveland)
 SEASON: 327 (2015)

Most First Downs, Combined

GAME: 60 (10/26/14; Pittsburgh 34 Indianapolis 26)
 SEASON: 695 (2018)

Most Rushing First Downs

GAME: 21 (11/7/76 at Kansas City)
 SEASON: 163 (1976)

Most Rushing First Downs Allowed

GAME: 18 (11/9/69 vs. Chicago Bears)
 SEASON: 251 (2018)

Most Passing First Downs

GAME: 25 (three times, last time 9/16/18 vs. Kansas City)
 SEASON: 243 (2014)

Most Passing First Downs Allowed

GAME: 22 (twice, last time 9/24/18 at Tampa Bay)
 SEASON: 231 (2015)

Most First Downs by Penalties

GAME: 7 (12/18/16 at Cincinnati)
 SEASON: 39 (2018)

Most First Downs by Penalties By Opponents

GAME: 9 (10/30/77 at Baltimore)
 SEASON: 40 (1978)

Steelers Team Records

NET YARDS

Most Net Yards Gained

GAME: 683 (12/13/58 vs. Chicago Cardinals)
SEASON: 6,577 (2014)

Fewest Net Yards Gained

GAME: 53 (9/10/89 vs. Cleveland)
SEASON: 3,354 (1965 - 14 games)
3,996 (1989 - 16 games)

Most Net Yards Gained By Opponent

GAME: 610 (11/3/13 at New England)
SEASON: 5,809 (2015)

Fewest Net Yards Gained By Opponent

GAME: 40 (9/12/99 at Cleveland)
SEASON: 3,074 (1974 - 14 games)
3,795 (2008 - 16 games)

RUSHING

Most Yards Gained Rushing

GAME: 361 (10/7/79 at Cleveland)
SEASON: 2,971 (1976)

Fewest Yards Gained Rushing

GAME: -3 (11/9/52 vs. Detroit)
SEASON: 1,092 (1966 - 14 games)
1,383 (2013 - 16 games)

Most Yards Gained Rushing By Opponents

GAME: 426 (11/4/34 at Detroit)
SEASON: 2,193 (1954 - 12 games)

Fewest Yards Gained Rushing By Opponents

GAME: -33 (10/2/43 vs. Brooklyn)
SEASON: 1,004 (2010 - 16 games)

Fewest Yards Rushing Allowed (Per Game)

SEASON: 62.8 (2010)

Most Rushing Attempts

GAME: 64 (10/10/64 at Cleveland)
SEASON: 653 (1976)

Fewest Rushing Attempts

GAME: 11 (three times, last time 11/18/18 at Jacksonville)
SEASON: 329 (1946 - 11 games)
345 (2018 - 16 games)

Most Rushing Attempts By Opponents

GAME: 64 (11/18/51 vs. Washington;
10/18/36 at Chicago Bears)
SEASON: 516 (1988)

Fewest Rushing Attempts By Opponents

GAME: 6 (10/31/04 vs. New England)
SEASON: 333 (2010)

PASSING

Most Net Yards Gained Passing

GAME: 522 (10/26/14 vs. Indianapolis)
SEASON: 5,008 (2016)

Fewest Net Yards Gained Passing

GAME: -16 (10/17/65 vs. St. Louis Cardinals)
SEASON: 650 (1945 - 10 games)
650 (1941 - 11 games)
1,666 (1976 - 14 games)
2,178 (1989 - 16 games)

Most Net Yards Gained Passing By Opponents

GAME: 422 (9/11/88 vs. Washington)
SEASON: 4,350 (2015)

Fewest Net Yards Gained Passing By Opponents

GAME: -28 (12/7/58 at Washington)
SEASON: 1,466 (1974 - 14 games)
2,394 (1978 - 16 games)

Most Passes Attempted

GAME: 66 (12/10/17 vs. Baltimore)
SEASON: 689 (2018)

Fewest Passes Attempted

GAME: 0 (11/13/49 vs. Los Angeles; 11/16/41 vs. Brooklyn)
SEASON: 158 (1941 - 11 games)
277 (1976 - 14 games)
358 (2004 - 16 games)

Most Passes Attempted By Opponents

GAME: 68 (12/30/01 at Cincinnati/OT)
SEASON: 625 (2015)

Fewest Passes Attempted By Opponents

GAME: 8 (11/13/74 vs. Cincinnati; 12/1/57 at Philadelphia)
SEASON: 162 (1946 - 11 games)
339 (1974 - 14 games)
442 (1978 - 16 games)

Most Passes Attempted, Combined

GAME: 101 (12/10/17; Pittsburgh 66, Baltimore 35)
SEASON: 1,255 (2018)

Most Passes Completed

GAME: 44 (12/10/17 vs. Baltimore)
SEASON: 459 (2018)

Fewest Passes Completed

GAME: 0 (11/13/49 vs. L.A. Rams; 11/16/41 vs. Brooklyn)
SEASON: 42 (1941 - 11 games)
140 (1973 - 14 games)
210 (1989 - 16 games)

Most Passes Completed By Opponents

GAME: 43 (9/15/02 vs. Oakland)
SEASON: 402 (2015)

Fewest Passes Completed By Opponents

GAME: 3 (several times; last time 12/8/02 vs. Houston)
SEASON: 65 (1946 - 11 games)
147 (1974 - 14 games)
221 (1978 - 16 games)

SACKS

Most Sacks

GAME: 10.0 (4 times, last time 10/21/01 at Tampa Bay)
SEASON: 56.0 (2017)

Most Sacks Allowed

GAME: 12.0 (11/20/66 vs. Dallas) ●
9.0 (9/4/94 vs. Dallas; 11/26/06 at Baltimore)
SEASON: 52.0 (1983; 1969) ●

● Sacks did not become an official NFL stat until 1982.

Steelers Team Records

INTERCEPTIONS

Most Interceptions

GAME: 7 (10/13/74 at Kansas City; 11/30/52 vs. N.Y. Giants;
11/2/41 at Washington)

SEASON: 37 (1973)

Fewest Interceptions

GAME: 0 (last time 12/22/19 at N.Y. Jets)

SEASON: 8 (2018)

Most Interceptions By Opponents

GAME: 9 (12/12/65 vs. Philadelphia)

SEASON: 35 (1965)

Fewest Interceptions By Opponents

GAME: 0 (last time 12/29/19 at Baltimore)

SEASON: 9 (2010; 1994)

Most Yards Interceptions Returned

GAME: 147 (10/17/54 vs. Cleveland)

SEASON: 673 (1973)

Fewest Yards Interceptions Returned

GAME: -3 (12/23/10 vs. Carolina; 10/13/85 at Dallas)

SEASON: 62 (1940)

Most Yards Interceptions Returned By Opponents

GAME: 172 (12/12/65 vs. Philadelphia)

SEASON: 646 (1965)

Fewest Interception Return Yards By Opponents

GAME: -1 (12/27/15 at Baltimore)

SEASON: 29 (2014)

Most Touchdowns On Interceptions

GAME: 2 (8 times, last time 12/12/10 vs. Cincinnati)

SEASON: 5 (1987)

Most Touchdowns On Interceptions By Opponents

GAME: 3 (9/29/68 vs. Baltimore; 12/12/65 vs. Philadelphia)

SEASON: 6 (1965; 1964)

PUNTING

Most Punts

GAME: 12 (10/15/00 vs. Cincinnati)

SEASON: 97 (1994)

Fewest Punts

GAME: 0 (3 times, last time 12/26/04 vs. Baltimore)

SEASON: 33 (1945 - 10 games)

51 (1958 - 12 games)

59 (1995 - 16 games)

Most Punts By Opponents

GAME: 12 (9/9/18 at Cleveland)

SEASON: 100 (1979)

Fewest Punts By Opponents

GAME: 0 (9/17/89 at Cincinnati)

SEASON: 54 (1960; 1954)

Highest Punting Average

SEASON: 47.0 (1961)

Highest Punting Average By Opponents

SEASON: 46.1 (2019)

Highest Net Punting Average

SEASON: 40.9 (2019)

Highest Net Punting Average By Opponents

SEASON: 41.8 (2017)

PUNT RETURNS

Most Punt Returns

GAME: 10 (12/16/79 vs. Buffalo)

SEASON: 71 (1976)

Most Punt Returns By Opponents

GAME: 10 (12/5/93 vs. New England)

SEASON: 51 (1970)

Most Yardage By Punt Returns

GAME: 178 (11/29/42 vs. Brooklyn)

SEASON: 774 (1974)

Most Yardage By Punt Returns By Opponents

GAME: 167 (11/6/77 at Denver)

SEASON: 678 (1993)

Most Touchdowns By Punt Returns

GAME: 1 (last time, 12/8/19 at Arizona)

SEASON: 3 (1952)

Most Touchdowns By Punt Returns By Opponents

GAME: 2 (10/24/93 at Cleveland;
11/1/59 at Chicago Cardinals)

SEASON: 3 (1993; 1959)

KICKOFF RETURNS

Most Kickoff Returns

GAME: 9 (9/25/88 at Buffalo)

SEASON: 74 (1988)

Most Kickoff Returns By Opponents

GAME: 10 (12/18/66 at Atlanta)

SEASON: 88 (1995)

Most Kickoff Return Yardage

GAME: 226 (11/17/68 vs. Cleveland)

SEASON: 1,581 (2009)

Highest Kickoff Return Average

SEASON: 28.9 (1952)

Most Kickoff Return Yardage By Opponents

GAME: 259 (12/18/04 at N.Y. Giants)

SEASON: 1,795 (2009)

Highest Kickoff Return Average By Opponents

SEASON: 24.7 (1964)

Most Touchdowns By Kickoff Returns

GAME: 1 (last time 9/19/10 at Tennessee)

SEASON: 2 (1988; 1952)

Most Touchdowns By Kickoff Returns By Opponents

GAME: 1 (many times, last time 12/31/17 vs. Cleveland)

SEASON: 4 (2009)

2020 RECORDS

Steelers Team Records

PENALTIES

Most Penalties

GAME: 17 (10/30/77 at Baltimore)
SEASON: 122 (1977)

Most Penalties By Opponents

GAME: 14 (4 times, last time 12/16/18 vs. New England)
SEASON: 136 (2018)

Fewest Penalties

GAME: 0 (9 times, last time 12/16/12 at Dallas)
SEASON: 69 (2006)

Fewest Penalties by Opponents

GAME: 0 (3 times, last time 12/1/02 at Jacksonville)
SEASON: 71 (2001)

Most Penalties Combined, Both Teams

GAME: 25 (12/18/05 at Minnesota)
SEASON: 247 (2018)

Fewest Penalties Combined, Both Teams

GAME: 0 (11/10/40 vs. Philadelphia; 10/28/34 at Brooklyn)
SEASON: 98 (1941; 1962; 1965)

Most Penalty Yards

GAME: 163 (11/21/10 vs. Oakland)
SEASON: 1,026 (2018)

Most Penalty Yards By Opponents

GAME: 188 (11/15/15 vs. Cleveland)
SEASON: 1,170 (2018)

Fewest Penalty Yards

SEASON: 611 (2006)

Fewest Penalty Yards By Opponent

SEASON: 556 (2007)

Most Penalty Yards Combined, Both Teams

GAME: 239 (12/4/17 at Cincinnati; 10/25/70 at Oakland)
SEASON: 2,196 (2018)

Fewest Penalty Yards Combined, Both Teams

GAME: 0 (11/10/40 vs. Philadelphia; 10/28/34 at Brooklyn)
SEASON: 858 (1941 - 11 games)
941 (1965 - 14 games)
1,322 (2001 - 16 games)

FUMBLES

Most Fumbles

GAME: 10 (10/9/43 vs. N.Y. Giants)
SEASON: 47 (1979)

Most Fumbles By Opponents

GAME: 9 (12/23/90 vs. Cleveland)
SEASON: 42 (1976)

Most Fumbles Lost

GAME: 7 (10/14/79 at Cincinnati)
SEASON: 29 (1950)

Most Fumbles Lost By Opponents

GAME: 8 (12/23/90 vs. Cleveland)
SEASON: 24 (1976)

MISCELLANEOUS

Most Shutouts

SEASON: 5 (1976)

Most Shutouts Against

SEASON: 6 (1934)

Consecutive Quarters Without Scoring a TD*

9 (9/23/90 - 10/7/90)

Consecutive Quarters Without Allowing a TD*

22 (10/10/76 - 11/21/76)
21 (10/1/00 - 11/12/00)

BY THE HALF RECORDS

Scoring—35 points (last time in the 1st half vs. Indianapolis 10/26/14)

Total Net Yards—375 (2nd half/OT, 11/10/02 vs. Atlanta)

Turnovers—7 (2nd half, 12/12/65 vs. Philadelphia)

Sacks—8.0 (2nd half, 10/21/01 at Tampa Bay)

Lead—56 points (2nd half, 11/30/52 vs. N.Y. Giants)

Deficit—51 points (2nd half, 9/10/89 vs. Cleveland)

BY THE QUARTER RECORDS

Scoring—28 points (last time 2nd quarter, 10/26/14 vs. Indianapolis)

Total Net Yards—261 (4th quarter, 11/14/10 vs. New England)

Turnovers—5 (3rd quarter, 9/24/95 vs. Minnesota)

Sacks—6.0 (4th quarter, 10/21/01 at Tampa Bay)

Steelers Year-by-Year First Downs

YEAR		G	Tot.	Run	Pass	Pen.
1969	OFF.	14	210	81	115	14
	DEF.	14	260	101	142	17
1970	OFF.	14	206	84	97	25
	DEF.	14	225	91	120	14
1971	OFF.	14	226	98	111	17
	DEF.	14	225	81	132	12
1972	OFF.	14	228	131	79	18
	DEF.	14	228	79	116	24
1973	OFF.	14	217	111	89	17
	DEF.	14	210	95	91	24
1974	OFF.	14	251	136	98	17
	DEF.	14	200	87	83	30
1975	OFF.	14	288	149	125	14
	DEF.	14	214	91	97	26
1976	OFF.	14	271	163	94	14
	DEF.	14	182	69	96	17
1977	OFF.	14	266	122	124	20
	DEF.	14	228	80	112	36
1978	OFF.	16	316	133	149	34
	DEF.	16	264	105	119	40
1979	OFF.	16	337	141	179	17
	DEF.	16	260	95	135	30
1980	OFF.	16	308	111	177	20
	DEF.	16	302	101	171	30
1981	OFF.	16	318	137	156	25
	DEF.	16	323	114	181	28
1982	OFF.	9	171	69	91	11
	DEF.	9	174	49	111	14
1983	OFF.	16	312	156	141	15
	DEF.	16	278	100	151	27
1984	OFF.	16	302	117	167	18
	DEF.	16	282	87	167	28
1985	OFF.	16	315	125	165	25
	DEF.	16	273	105	144	24
1986	OFF.	16	292	125	140	27
	DEF.	16	303	97	176	30
1987	OFF.	15	263	114	126	23
	DEF.	15	289	94	170	25
1988	OFF.	16	292	125	140	27
	DEF.	16	319	110	181	28
1989	OFF.	16	244	106	117	21
	DEF.	16	323	112	177	34
1990	OFF.	16	263	93	150	20
	DEF.	16	257	102	130	25
1991	OFF.	16	254	82	158	14
	DEF.	16	320	98	194	28
1992	OFF.	16	284	119	143	22
	DEF.	16	266	99	146	21
1993	OFF.	16	307	116	180	11
	DEF.	16	267	74	163	30
1994	OFF.	16	307	138	148	21
	DEF.	16	262	76	156	30

YEAR		G	Tot.	Run	Pass	Pen.
1995	OFF.	16	344	117	193	34
	DEF.	16	272	67	181	24
1996	OFF.	16	296	138	146	12
	DEF.	16	286	80	174	32
1997	OFF.	16	326	154	157	15
	DEF.	16	286	80	174	32
1998	OFF.	16	268	106	135	27
	DEF.	16	266	88	155	23
1999	OFF.	16	295	111	159	25
	DEF.	16	260	92	142	26
2000	OFF.	16	283	124	128	31
	DEF.	16	252	82	153	17
2001	OFF.	16	314	148	150	16
	DEF.	16	254	70	160	24
2002	OFF.	16	343	119	200	24
	DEF.	16	279	77	178	24
2003	OFF.	16	275	77	174	24
	DEF.	16	270	89	155	26
2004	OFF.	16	310	134	147	29
	DEF.	16	248	79	146	23
2005	OFF.	16	297	120	144	33
	DEF.	16	275	75	179	21
2006	OFF.	16	327	100	201	26
	DEF.	16	269	72	176	21
2007	OFF.	16	298	108	179	11
	DEF.	16	249	74	158	17
2008	OFF.	16	290	93	179	18
	DEF.	16	240	73	149	18
2009	OFF.	16	331	96	210	25
	DEF.	16	274	70	186	18
2010	OFF.	16	295	106	175	14
	DEF.	16	272	61	182	29
2011	OFF.	16	341	96	221	24
	DEF.	16	264	82	156	26
2012	OFF.	16	307	80	202	25
	DEF.	16	273	78	169	26
2013	OFF.	16	312	81	207	24
	DEF.	16	303	106	174	23
2014	OFF.	16	379	98	243	38
	DEF.	16	314	88	193	33
2015	OFF.	16	331	91	207	33
	DEF.	16	327	71	231	25
2016	OFF.	16	336	97	210	29
	DEF.	16	313	95	184	34
2017	OFF.	16	348	96	217	35
	DEF.	16	270	89	157	24
2018	OFF.	16	378	88	251	39
	DEF.	16	317	84	200	33
2019	OFF.	16	265	75	147	43
	DEF.	16	304	110	164	30

Steelers Year-by-Year Offensive/Defensive Statistics

		TOTAL OFFENSE			RUSHING			PASSING				
		Yards	Plays	Avg.	Yards	Att.	Avg.	Net	Sacks	Gross	Att/Cmp/Int	Pct.
1969	OFF.	3,626	843	4.3	1,542	400	3.9	2,084	52/374	2,458	391/176/29	45.0
	DEF.	4,401	898	4.9	1,732	455	3.8	2,669	33/304	2,973	410/227/25	55.4
1970	OFF.	3,752	844	4.4	1,715	432	4.0	2,037	28/275	2,312	384/150/32	39.1
	DEF.	3,396	906	4.4	1,679	487	3.4	2,317	26/238	2,555	393/191/23	48.6
1971	OFF.	3,882	867	4.5	1,758	416	4.2	2,124	37/322	2,446	414/214/26	51.7
	DEF.	4,248	881	4.8	1,482	440	3.4	2,766	33/294	3,060	408/235/17	57.6
1972	OFF.	4,231	853	5.0	2,520	497	5.1	1,711	32/247	1,958	324/156/12	48.1
	DEF.	3,771	896	4.2	1,715	445	3.9	2,056	40/337	2,393	411/206/28	50.1
1973	OFF.	4,070	894	4.6	2,143	555	3.9	1,927	30/230	2,157	309/140/26	45.3
	DEF.	3,324	880	3.8	1,652	488	3.8	1,672	33/251	1,923	359/164/37	45.7
1974	OFF.	4,375	950	4.6	2,417	546	4.4	1,958	18/196	2,154	386/166/21	43.0
	DEF.	3,074	863	3.6	1,608	472	3.4	1,466	52/406	1,872	339/147/25	43.4
1975	OFF.	4,887	949	5.1	2,633	581	4.5	2,254	31/290	2,544	337/191/12	56.7
	DEF.	3,661	870	4.2	1,825	431	4.2	1,836	43/358	2,194	396/183/27	46.2
1976	OFF.	4,637	957	4.8	2,971	653	4.5	1,666	27/269	1,935	277/143/12	51.6
	DEF.	3,322	866	3.8	1,457	452	3.2	1,665	44/313	2,178	373/158/22	42.4
1977	OFF.	4,645	949	4.9	2,258	581	3.9	2,387	27/245	2,632	341/173/21	50.7
	DEF.	3,692	882	4.2	1,723	493	3.5	1,969	32/285	2,254	357/157/31	44.0
1978	OFF.	4,987	1,046	4.8	2,297	641	3.6	2,690	25/271	2,961	380/212/22	55.8
	DEF.	4,168	999	4.2	1,774	513	3.5	2,394	44/361	2,755	442/221/27	50.0
1979	OFF.	6,258	1,080	5.8	2,603	561	4.6	3,655	27/222	3,877	492/272/26	55.3
	DEF.	4,270	1,035	4.1	1,709	506	3.4	2,561	49/351	2,912	480/226/27	47.1
1980	OFF.	5,554	1,033	5.4	1,986	512	3.9	3,568	37/264	3,832	484/250/24	51.7
	DEF.	5,134	1,036	5.0	1,762	486	3.6	3,372	18/145	3,517	532/280/26	52.6
1981	OFF.	5,598	1,042	5.4	2,372	554	4.3	3,226	27/231	3,457	461/247/19	53.6
	DEF.	5,652	1,084	5.2	1,869	500	3.7	3,783	40/325	4,107	542/302/30	55.7
1982	OFF.	2,970	583	5.1	1,187	289	4.1	1,783	19/139	1,922	275/141/16	51.3
	DEF.	2,874	599	4.8	762	236	3.2	2,112	34/273	2,385	329/176/17	53.5
1983	OFF.	5,014	1,075	4.7	2,610	614	4.3	2,404	52/350	2,754	409/211/23	51.6
	DEF.	4,728	1,006	4.7	1,833	509	3.6	2,895	50/361	3,256	447/238/28	53.2
1984	OFF.	5,420	1,052	5.2	2,179	574	3.8	3,241	35/278	3,519	443/240/25	54.2
	DEF.	4,916	1,016	4.8	1,617	454	3.6	3,299	47/390	3,689	515/299/31	58.1
1985	OFF.	5,350	1,085	4.9	2,177	541	4.0	3,173	33/224	3,397	512/254/27	49.6
	DEF.	4,659	989	4.7	1,876	470	4.0	2,783	36/305	3,088	484/287/20	59.3
1986	OFF.	4,811	1,075	4.5	2,223	564	3.9	2,588	20/159	2,747	491/238/20	48.5
	DEF.	5,252	1,049	5.0	1,872	470	4.0	3,380	43/289	3,669	536/311/20	58.0
1987	OFF.	4,410	973	4.5	2,144	517	4.1	2,266	27/198	2,464	429/198/25	46.2
	DEF.	4,920	962	5.1	1,610	455	3.5	3,310	26/196	3,506	481/290/27	60.3
1988	OFF.	5,204	1,030	5.1	2,228	499	4.5	2,976	42/331	3,307	489/226/20	46.2
	DEF.	5,805	1,067	5.4	1,864	516	3.6	3,941	19/145	4,086	532/309/20	58.1
1989	OFF.	3,996	955	4.2	1,818	500	3.6	2,178	51/484	2,662	404/210/13	52.0
	DEF.	5,549	1,077	5.2	2,008	498	4.0	3,541	31/180	3,721	548/290/21	52.9
1990	OFF.	4,525	897	5.0	1,880	456	4.1	2,645	33/242	2,887	408/237/15	58.1
	DEF.	4,115	940	4.4	1,615	446	3.6	2,500	32/228	2,728	460/236/24	51.3
1991	OFF.	4,581	915	5.0	1,627	394	4.1	2,954	45/359	3,313	476/259/16	54.4
	DEF.	5,168	1,039	5.0	1,582	466	3.4	3,586	38/257	3,843	535/334/19	62.4
1992	OFF.	4,906	989	5.0	2,156	518	4.2	2,750	40/296	3,046	431/249/14	57.8
	DEF.	4,658	949	4.9	1,841	435	4.2	2,817	36/248	3,065	478/252/22	52.7
1993	OFF.	5,235	1,079	4.9	2,003	491	4.1	3,232	48/374	3,606	540/299/12	55.4
	DEF.	4,531	962	4.7	1,368	399	3.4	3,163	42/277	3,440	521/277/24	53.2
1994	OFF.	5,144	1,048	4.9	2,180	546	4.0	2,964	39/283	3,247	463/266/9	57.5
	DEF.	4,326	1,008	4.3	1,452	421	3.5	2,874	55/382	3,256	532/280/17	52.6
1995	OFF.	5,769	1,110	5.2	1,852	494	3.7	3,917	24/176	4,093	592/348/21	58.8
	DEF.	4,561	943	4.8	1,321	370	3.6	3,240	42/272	3,512	531/314/22	59.1

Steelers Year-by-Year Offensive/Defensive Statistics (Continued)

		TOTAL OFFENSE			RUSHING			PASSING				
		Yards	Plays	Avg.	Yards	Att.	Avg.	Net	Sacks	Gross	Att/Cmp/Int	Pct.
1996	OFF.	5,140	1,002	5.1	2,299	525	4.4	2,841	21/149	2,990	456/246/19	53.9
	DEF.	4,362	1,009	4.3	1,415	411	3.4	2,947	51/369	3,316	547/322/23	58.9
1997	OFF.	5,542	1,058	5.2	2,479	572	4.3	3,063	20/152	3,215	466/253/19	54.3
	DEF.	4,705	1,005	4.7	1,318	403	3.3	3,387	48/294	3,681	554/295/20	53.2
1998	OFF.	4,586	1,014	4.5	2,034	490	4.2	2,552	35/229	2,781	489/274/20	56.0
	DEF.	4,963	1,002	5.0	1,642	479	3.4	3,321	41/238	3,559	482/268/16	55.6
1999	OFF.	4,874	1,067	4.6	1,991	495	4.0	2,883	37/235	3,118	535/301/18	56.3
	DEF.	4,878	953	5.1	1,958	450	4.4	2,920	40/247	3,167	463/245/14	52.9
2000	OFF.	4,766	1,009	4.7	2,248	527	4.3	2,518	43/220	2,738	439/217/10	49.4
	DEF.	4,713	985	4.8	1,693	425	4.0	3,020	39/229	3,249	521/280/17	53.7
2001	OFF.	5,887	1,065	5.5	2,774	580	4.8	3,113	31/182	3,295	442/274/12	60.4
	DEF.	4,137	919	4.5	1,195	339	3.5	2,942	55/367	3,309	525/295/16	56.2
2002	OFF.	5,952	1,097	5.4	2,120	512	4.1	3,832	34/204	4,036	551/350/22	63.5
	DEF.	4,835	982	4.9	1,375	359	3.8	3,460	50/313	3,773	573/336/19	58.6
2003	OFF.	4,792	1,020	4.7	1,488	446	3.3	3,304	42/244	3,548	532/306/17	57.5
	DEF.	4,783	968	4.9	1,741	449	3.9	3,042	35/203	3,245	484/294/14	60.7
2004	OFF.	5,184	1,012	5.1	2,464	618	4.0	2,720	36/250	2,970	295/196/11	66.4
	DEF.	4,134	882	4.7	1,299	357	3.6	2,835	41/225	3,060	484/269/19	55.6
2005	OFF.	5,149	960	5.4	2,223	549	4.0	2,926	32/178	2,969	379/228/14	60.2
	DEF.	4,544	998	4.6	1,376	402	3.4	3,168	47/312	3,480	549/312/15	57.4
2006	OFF.	5,725	1,041	5.5	1,992	469	4.2	2,969	49/293	4,026	523/312/23	59.7
	DEF.	4,805	998	4.9	1,412	408	3.5	3,393	39/226	3,480	529/319/20	60.3
2007	OFF.	5,239	1,000	5.2	2,168	511	4.2	3,071	47/347	3,418	442/282/14	63.8
	DEF.	4,262	933	4.6	1,438	361	4.0	2,824	36/243	3,067	546/292/11	54.5
2008	OFF.	4,991	1,015	4.9	1,690	460	3.7	3,301	49/306	3,607	442/282/14	63.8
	DEF.	3,795	974	3.9	1,284	390	3.3	2,511	51/350	2,861	533/301/20	56.5
2009	OFF.	5,941	1,014	5.9	1,793	428	4.2	4,148	50/348	4,148	536/351/14	65.5
	DEF.	4,885	967	5.1	1,438	372	3.9	3,447	47/314	3,761	548/319/12	58.2
2010	OFF.	5,525	993	5.6	1,924	471	4.1	2,601	43/289	3,890	479/298/9	62.2
	DEF.	4,429	974	4.5	1,004	333	3.0	3,425	48/319	3,744	593/363/21	61.2
2011	OFF.	5,957	1,015	5.9	1,903	434	4.4	4,054	42/279	4,333	539/341/15	63.3
	DEF.	4,348	964	4.5	1,597	399	4.0	2,751	35/230	2,981	530/289/11	54.5
2012	OFF.	5,324	1,023	5.2	1,537	412	3.7	3,787	37/225	4,012	574/354/14	61.7
	DEF.	4,413	951	4.6	1,450	391	3.7	2,963	37/196	3,159	523/299/10	57.2
2013	OFF.	5,400	1,023	5.3	1,383	394	3.5	4,017	43/289	4,306	586/377/14	64.3
	DEF.	5,402	1,036	5.2	1,849	433	4.3	3,553	34/198	3,751	569/329/10	57.8
2014	OFF.	6,577	1,068	6.2	1,752	423	4.1	4,825	33/172	4,997	612/411/10	67.2
	DEF.	5,654	944	6.0	1,605	368	4.4	4,049	33/194	4,243	543/350/11	64.5
2015	OFF.	6,327	1,011	6.3	1,724	388	4.4	4,603	33/219	4,822	590/391/21	66.3
	DEF.	5,809	1,055	5.5	1,459	382	3.8	4,350	48/311	4,661	625/402/17	64.3
2016	OFF.	5,962	1,026	5.8	1,760	409	4.3	4,202	21/175	4,377	596/381/15	63.9
	DEF.	5,482	997	5.5	1,600	369	4.3	3,882	38/259	4,141	590/381/13	64.6
2017	OFF.	6,047	1,051	5.8	1,667	437	3.8	4,380	24/154	4,534	590/384/15	65.1
	DEF.	4,910	940	5.2	1,693	385	4.4	3,271	56/393	3,610	499/297/16	59.5
2018	OFF.	6,453	1,058	6.1	1,445	345	4.2	5,008	24/166	5,174	689/459/17	95.5
	DEF.	5,235	987	5.3	1,538	369	4.2	3,697	52/347	4,044	566/362/8	95.2
2019	OFF.	4,428	937	4.7	1,447	395	3.7	2,981	32/233	3,214	510/315/19	76.1
	DEF.	4,866	1,030	4.7	1,753	462	3.8	3,113	54/342	3,455	514/314/20	79.7

2020 RECORDS

Steelers Miscellaneous Offensive/Defensive Statistics

YEAR		Punt/Avg.	Pen/Yds.	Fum/Lost	Tot Pts.	TD	Run	Pass	Ret.	PATs	FGs	T.O.P.
1969	OFF.	65/40.1	67/659	36/20	218	26	8	17	1	26/26	12/25	
	DEF.	65/40.1	74/772	25/16	404	50	17	27	6	49/50	17/25	
1970	OFF.	78/44.2	82/835	30/16	210	26	13	12	1	24/26	10/28	
	DEF.	85/41.9	76/790	29/15	272	32	8	21	3	29/32	15/32	
1971	OFF.	79/43.9	88/898	37/16	246	28	10	15	3	27/28	17/27	
	DEF.	77/41.5	81/784	27/18	292	32	13	16	3	30/32	22/35	
1972	OFF.	66/43.6	81/728	27/14	343	37	22	12	3	35/37	28/41	
	DEF.	74/40.3	77/712	37/20	175	18	6	9	3	17/18	15/27	
1973	OFF.	62/41.1	84/817	36/14	347	37	12	20	5	36/37	29/43	
	DEF.	75/42.4	86/757	41/18	210	22	8	11	3	21/21	19/29	
1974	OFF.	78/39.0	104/978	33/19	305	35	19	12	4	33/35	20/29	
	DEF.	91/41.2	76/575	38/22	189	22	7	14	1	21/22	12/17	
1975	OFF.	69/39.4	89/756	34/23	373	46	22	21	3	44/46	17/21	
	DEF.	90/40.1	85/700	22/10	162	19	8	9	2	15/19	11/18	
1976	OFF.	76/39.2	111/836	40/19	342	43	33	10	0	40/43	14/26	
	DEF.	94/37.4	80/637	42/24	138	14	5	9	0	13/14	14/24	
1977	OFF.	73/36.3	122/973	41/28	283	37	20	17	0	34/37	9/14	
	DEF.	79/40.3	82/784	28/13	243	29	9	16	4	27/29	14/21	
1978	OFF.	66/40.0	108/943	35/17	356	46	16	28	2	44/45	12/26	
	DEF.	82/39.4	106/954	33/21	195	22	11	10	1	21/22	14/26	
1979	OFF.	68/40.2	89/866	47/26	416	52	25	26	1	50/52	18/30	
	DEF.	100/40.0	95/744	32/15	262	31	9	19	3	28/31	16/26	
1980	OFF.	66/40.2	111/933	38/18	352	42	15	26	1	39/42	19/28	
	DEF.	73/40.7	93/806	23/14	313	37	9	25	3	34/37	19/29	
1981	OFF.	84/43.3	97/840	39/22	356	47	21	25	1	38/46	12/17	
	DEF.	78/42.1	112/960	31/16	297	35	10	22	3	33/35	18/33	
1982	OFF.	49/40.4	59/459	18/9	204	25	7	17	1	22/23	10/12	
	DEF.	53/38.1	44/345	17/8	146	17	5	12	0	17/17	9/14	
1983	OFF.	80/41.9	99/836	42/20	355	39	17	15	7	38/39	27/31	
	DEF.	88/41.1	96/782	34/17	303	37	14	19	4	36/37	15/20	
1984	OFF.	70/41.2	112/948	40/15	387	45	13	25	7	45/45	24/32	30:33
	DEF.	90/42.4	107/945	30/11	310	35	12	19	4	34/35	22/28	29:27
1985	OFF.	79/39.1	85/665	31/9	379	40	14	23	3	40/40	33/42	30:52
	DEF.	86/40.9	89/679	34/15	355	43	19	18	6	40/41	19/25	29:08
1986	OFF.	89/38.7	105/876	28/16	307	35	18	16	1	32/34	21/32	29:45
	DEF.	82/39.0	107/876	31/13	336	39	10	22	7	36/38	22/39	30:15
1987	OFF.	82/40.2	105/801	37/8	285	31	11	13	7	31/31	22/29	29:44
	DEF.	70/39.2	95/771	41/17	299	34	8	22	4	31/34	20/26	30:16
1988	OFF.	71/41.5	99/803	40/19	336	36	17	15	4	34/36	28/36	28:31
	DEF.	67/40.7	79/705	35/13	421	49	20	25	4	47/49	26/32	31:29
1989	OFF.	83/40.6	116/986	32/18	265	29	17	10	2	28/29	21/30	28:50
	DEF.	69/40.5	96/785	40/21	326	38	16	17	5	37/38	19/27	31:10
1990	OFF.	66/37.2	110/928	40/17	292	33	11	20	2	32/33	20/25	30:06
	DEF.	64/40.9	89/719	33/18	240	26	13	9	4	26/26	18/28	29:54
1991	OFF.	75/39.9	116/933	37/14	292	32	8	20	4	31/31	23/33	27:05
	DEF.	65/41.6	84/685	27/11	344	38	14	21	3	38/38	26/41	32:55
1992	OFF.	74/42.1	106/941	28/18	299	31	13	15	3	29/31	28/36	32:05
	DEF.	74/42.0	104/814	34/21	225	24	6	15	3	24/24	19/28	27:55
1993	OFF.	89/42.5	100/861	28/15	308	32	13	16	3	32/32	28/30	32:15
	DEF.	82/43.9	77/652	37/14	281	30	6	16	8	29/30	24/29	27:45
1994	OFF.	97/39.7	119/974	18/8	316	35	15	17	3	32/32	24/29	31:58
	DEF.	97/42.2	91/763	31/14	234	23	7	12	4	22/22	24/29	28:02
1995	OFF.	59/40.1	109/839	24/13	407	44	17	21	6	39/39	34/41	32:36
	DEF.	85/43.3	101/931	30/12	327	37	9	24	4	34/34	23/25	27:24

Steelers Miscellaneous Offensive/Defensive Statistics (Continued)

YEAR		Punt/Avg.	Pen/Yds.	Fum/Lost	Tot Pts.	TD	Run	Pass	Ret.	PATs	FGs	T.O.P.
1996	OFF.	72/40.7	84/665	27/14	344	39	18	15	6	37/37	23/30	30:08
	DEF.	86/43.8	97/746	28/17	257	27	7	17	3	26/26	21/26	29:52
1997	OFF.	64/42.6	95/861	25/14	372	44	19	22	3	40/40	22/25	32:05
	DEF.	66/42.5	90/708	26/14	307	31	5	24	1	26/26	21/26	27:55
1998	OFF.	82/43.5	79/690	18/12	263	26	8	13	5	23/23	26/32	30:20
	DEF.	76/45.8	106/854	28/13	303	30	8	17	5	23/24	32/41	29:40
1999	OFF.	84/45.2	119/945	19/7	317	35	14	19	2	30/31	25/29	31:28
	DEF.	92/40.6	101/813	29/14	320	36	10	20	6	34/35	20/26	28:32
2000	OFF.	91/43.3	81/667	24/11	321	35	19	12	4	32/33	25/30	31:27
	DEF.	81/43.3	105/876	25/18	255	24	9	13	2	24/24	29/34	28:33
2001	OFF.	63/41.4	86/737	28/9	352	38	17	16	5	34/37	30/44	34:10
	DEF.	87/42.3	71/585	27/12	212	26	5	19	2	23/24	9/20	25:50
2002	OFF.	63/41.0	90/712	26/14	390	43	15	26	2	35/37	29/40	32:47
	DEF.	77/40.3	106/927	22/17	345	41	16	19	6	37/38	20/26	27:13
2003	OFF.	84/41.4	111/1,005	24/11	300	33	10	19	4	31/32	23/32	30:42
	DEF.	91/40.6	96/709	24/11	327	38	14	20	4	32/25	21/24	29:18
2004	OFF.	67/43.0	99/837	20/8	372	41	16	20	5	40/40	28/33	34:00
	DEF.	79/42.7	104/875	28/13	251	26	8	14	4	24/24	23/27	26:01
2005	OFF.	69/41.7	99/876	22/9	389	45	21	21	3	45/45	24/29	31:16
	DEF.	80/43.3	120/1,031	30/15	258	27	10	15	2	24/25	24/30	28:44
2006	OFF.	66/41.3	69/611	27/14	353	42	16	23	3	41/41	20/27	31:13
	DEF.	86/43.8	104/862	16/9	315	36	9	21	6	36/36	21/27	28:47
2007	OFF.	68/42.4	80/651	21/8	393	46	9	34	3	44/44	23/25	33:18
	DEF.	82/43.0	73/556	30/14	269	31	6	22	3	29/30	18/22	26:42
2008	OFF.	78/39.8	95/812	28/10	347	38	16	19	3	36/37	27/31	31:29
	DEF.	91/42.5	91/801	22/9	223	21	7	12	2	21/21	24/27	28:31
2009	OFF.	72/42.7	85/769	21/11	368	41	10	28	3	41/41	27/31	32:13
	DEF.	86/42.8	102/903	21/10	324	37	7	22	8	32/32	22/29	27:47
2010	OFF.	74/44.3	100/903	22/9	375	41	15	22	4	38/38	29/37	31:53
	DEF.	81/40.4	86/716	28/14	232	22	5	15	2	18/19	26/30	28:07
2011	OFF.	60/44.7	101/854	16/13	325	36	13	21	2	36/36	23/31	32:33
	DEF.	87/43.6	96/777	13/4	227	23	7	15	1	21/21	22/27	27:27
2012	OFF.	78/43.6	92/938	33/16	336	36	8	27	1	34/34	28/31	32:07
	DEF.	88/45.2	100/882	19/10	314	33	9	19	5	30/31	28/33	27:53
2013	OFF.	75/41.1	80/677	16/10	379	41	9	28	4	39/39	30/32	30:53
	DEF.	79/43.0	92/798	21/10	370	41	18	21	2	38/39	28/31	29:07
2014	OFF.	62/43.0	103/834	16/11	436	49	10	33	6	45/45	29/32	32:24
	DEF.	68/45.3	97/835	20/10	368	40	9	30	1	38/38	30/32	27:36
2015	OFF.	59/42.6	94/868	16/7	423	45	16	26	3	32/34	35/42	29:24
	DEF.	70/43.8	121/1,149	27/13	319	35	6	29	0	29/32	26/31	30:36
2016	OFF.	69/44.9	113/1,068	10/3	399	47	13	33	1	37/37	24/28	30:22
	DEF.	70/43.4	109/920	21/10	327	36	15	20	1	29/32	26/31	29:38
2017	OFF.	64/43.2	101/896	15/5	406	43	12	29	2	37/39	35/38	31:56
	DEF.	77/45.1	110/1,041	19/6	308	36	14	20	2	28/31	20/24	28:04
2018	OFF.	64/43.4	111/1,026	21/9	428	54	16	35	3	44/49	16/23	30:41
	DEF.	82/44.0	136/1,170	16/7	360	42	13	27	2	38/39	22/26	29:19
2019	OFF.	74/45.5	111/893	30/11	289	29	7	18	4	28/28	29/31	28:42
	DEF.	73/46.1	115/1,118	33/18	303	32	7	23	2	30/31	25/31	31:18

Steelers Year-by-Year Leaders

RUSHING

Year	Player	Att.	Yards	Avg.	LG	TDs
1934	Warren Heller	132	528	4.0	—	1
1935	Art Strutt	92	323	3.5	—	1
1936	Warren Heller	106	332	3.1	—	0
1937	John Karcis	127	513	4.0	—	3
1938	Byron "Whizzer" White (Rookie)	152	567 ●	3.7	—	4
1939	Boyd Brumbaugh	86	282	3.3	—	2
1940	Lou Tomasetti	68	246	3.6	—	1
1941	Dick Riffe	109	388	3.6	54	1
1942	Bill Dudley (Rookie)	162	696 ●	4.3	66	5
1943	Jack Hinkle	116	571	4.9	—	4
1944	John Grigas	185	610	3.2	—	3
1945	Buist Warren	96	285	3.0	75	2
1946	Bill Dudley	146	604 ●	4.1	42	3
1947	Johnny Clement	129	670	5.2	43	4
1948	Bob Cifers	112	361	3.2	21	1
1949	Jerry Nuzum	139	611	4.4	64t	5
1950	Joe Geri	188	705	3.8	47	2
1951	Fran Rogel	109	385	3.5	51	3
1952	Ray Mathews	66	315	4.8	36	0
1953	Fran Rogel	137	527	3.8	58	2
1954	Fran Rogel	111	415	3.7	16	1
1955	Fran Rogel	168	588	3.5	19	2
1956	Fran Rogel	131	476	3.6	40	2
1957	Billy Wells	154	532	3.5	51	0
1958	Tom Tracy	169	714	4.2	64	5
1959	Tom Tracy	199	794	4.0	51	3
1960	Tom Tracy	192	680	3.5	28t	5
1961	John Henry Johnson	213	787	3.7	44	6
1962	John Henry Johnson	251	1,141	4.5	40	7
1963	John Henry Johnson	186	773	4.2	48	4
1964	John Henry Johnson	235	1,048	4.5	45t	7
1965	Dick Hoak	131	426	3.3	42t	5
1966	Bill Asbury	169	544	3.2	45	7
1967	Don Shy (Rookie)	99	341	3.4	33t	4
1968	Dick Hoak	175	858	4.9	77t	3
1969	Dick Hoak	151	531	3.5	13	2
1970	John "Frenchy" Fuqua	138	691	5.0	85t	7
1971	John "Frenchy" Fuqua	155	625	4.0	30t	4
1972	Franco Harris (Rookie)	188	1,055	5.6 ●	75t	10
1973	Franco Harris	188	698	3.7	35	3
1974	Franco Harris	208	1,006	4.8	54	5
1975	Franco Harris	262	1,246	4.8	36	10
1976	Franco Harris	289	1,128	3.9	30	14 ● ●
	Rocky Bleier	220	1,036	4.7	28	5
1977	Franco Harris	300	1,162	3.9	61t	11
1978	Franco Harris	310	1,082	3.5	37	8
1979	Franco Harris	267	1,186	4.4	71t	11
1980	Franco Harris	208	789	3.8	26	4
1981	Franco Harris	242	987	4.1	50	8
1982	Franco Harris	140	604	4.3	21	2
1983	Franco Harris	279	1,007	3.6	19	5
1984	Frank Pollard	213	851	4.0	52	6
1985	Frank Pollard	233	991	4.3	56	3
1986	Earnest Jackson	216	910	4.2	31	5
1987	Earnest Jackson	180	696	3.9	39	1
1988	Merril Hoge	170	705	4.1	20	3
1989	Tim Worley (Rookie)	195	770	3.9	38	5
1990	Merril Hoge	203	772	3.8	41t	7
1991	Merril Hoge	165	610	3.7	24	2
1992	Barry Foster	390 ● ●	1,690 ● ●	4.3	69	11 ●
1993	Leroy Thompson	205	763	3.7	36	3

● AFC Leader ● Team record ● NFL leader

Steelers Year-by-Year Leaders

RUSHING (Continued)

Year	Player	Att.	Yards	Avg.	LG	TDs
1994	Barry Foster	216	851	3.9	29t	5
1995	Erric Pegram	213	813	3.8	38	5
1996	Jerome Bettis	320	1,431	4.5	50t	11
1997	Jerome Bettis	375	1,665	4.4	34	7
1998	Jerome Bettis	316	1,185	3.8	42	3
1999	Jerome Bettis	299	1,091	3.6	35	7
2000	Jerome Bettis	355	1,341	3.8	30	8
2001	Jerome Bettis	225	1,072	4.8	48	4
2002	Amos Zereoue	193	762	3.9	42	4
2003	Jerome Bettis	246	811	3.3	21	7
2004	Jerome Bettis	250	941	3.8	29	13
2005	Willie Parker	255	1,202	4.7	80t	4
2006	Willie Parker	337	1,494	4.4	76	13
2007	Willie Parker	321	1,316	4.1	32	2
2008	Willie Parker	210	791	3.7	34t	5
2009	Rashard Mendenhall	242	1,108	4.6	60	7
2010	Rashard Mendenhall	324	1,273	3.9	50t	13
2011	Rashard Mendenhall	228	928	4.1	68	9
2012	Jonathan Dwyer	156	623	4.0	34	2
2013	Le'Veon Bell (Rookie)	244	860	3.5	43	8
2014	Le'Veon Bell	290 ●	1,361 ●	4.7	81	8
2015	DeAngelo Williams	200	907	4.5	55	11 ●
2016	Le'Veon Bell	261	1,268	4.9	44	7
2017	Le'Veon Bell	321	1,291	4.0	27	9
2018	James Conner	215	973	4.5	30	12 ●
2019	James Conner	116	464	4.0	25	4

TOTAL YARDS FROM SCRIMMAGE

Year	Player	Total Yards	Rush Yards	Rec. Yards
1947	Johnny Clement	676	670	6
1948	Val Jansante	620	-3	623
1949	Jerry Nuzum	692	611	81
1950	Joe Geri	738	705	33
1951	Lynn Chandnois	772	332	440
1952	Elbie Nickel (TE)	884	0	884
1953	Lynn Chandnois	882	470	412
1954	Ray Mathews	894	242	652
1955	Ray Mathews	949	187	762
1956	Fran Rogel	564	476	88
1957	Jack McClairén	630	0	630
1958	Tom Tracy	1,249	714	535
1959	Tom Tracy	1,067	794	273
1960	Tom Tracy	1,029	680	349
1961	Buddy Dial	1,053	6	1,047
1962	John Henry Johnson	1,367	1,141	226
1963	Buddy Dial	1,295	0	1,295
1964	John Henry Johnson	1,117	1,048	69
1965	Gary Ballman	905	46	859
1966	Roy Jefferson	808	36	772
1967	J.R. Wilburn	767	0	767
1968	Roy Jefferson	1,131	57	1,074
1969	Roy Jefferson	1,125	46	1,079
1970	John "Frenchy" Fuqua	980	691	289
1971	John "Frenchy" Fuqua	1,052	625	427
1972	Franco Harris (Rookie)	1,235	1,055	180
1973	Franco Harris	767	698	69
1974	Franco Harris	1,206	1,006	200
1975	Franco Harris	1,460	1,246	214
1976	Rocky Bleier	1,330	1,036	294
1977	Franco Harris	1,224	1,162	62
1978	Franco Harris	1,226	1,082	144
1979	Franco Harris	1,477	1,186	291

● AFC Leader ● Tied for NFL lead

Steelers Year-by-Year Leaders

TOTAL YARDS FROM SCRIMMAGE (Continued)

Year	Player	Total Yards	Rush Yards	Rec. Yards
1980	Franco Harris	985	789	196
1981	Franco Harris	1,237	987	250
1982	Franco Harris	853	604	249
1983	Franco Harris	1,285	1,007	278
1984	John Stallworth	1,395	0	1,395
1985	Frank Pollard	1,241	991	250
1986	Walter Abercrombie	1,272	877	395
1987	Earnest Jackson	748	696	52
1988	Merril Hoge	1,192	705	487
1989	Louis Lipp	1,124	180	944
1990	Merril Hoge	1,114	772	342
1991	Merril Hoge	989	610	379
1992	Barry Foster	2,034	1,690	344
1993	Leroy Thompson	1,022	763	259
1994	Byron "Bam" Morris (Rookie)	1,040	836	204
1995	Yancey Thigpen	1,308	1	1,307
1996	Jerome Bettis	1,553	1,431	122
1997	Jerome Bettis	1,775	1,665	110
1998	Jerome Bettis	1,275	1,185	90
1999	Jerome Bettis	1,201	1,091	110
2000	Jerome Bettis	1,438	1,341	97
2001	Jerome Bettis	1,120	1,072	48
2002	Hines Ward	1,471	142	1,329
2003	Hines Ward	1,224	61	1,163
2004	Hines Ward	1,029	25	1,004
2005	Willie Parker	1,420	1,202	218
2006	Willie Parker	1,716	1,494	222
2007	Willie Parker	1,480	1,316	164
2008	Hines Ward	1,047	4	1,043
2009	Rashard Mendenhall	1,369	1,108	261
2010	Rashard Mendenhall	1,440	1,273	167
2011	Mike Wallace	1,250	57	1,193
2012	Mike Wallace	843	7	836
2013	Antonio Brown	1,503	4	1,499
2014	Le'Veon Bell	2,215	1,361	854
2015	Antonio Brown	1,862	28	1,834
2016	Le'Veon Bell	1,884	1,268	616
2017	Le'Veon Bell	1,946	1,291	655
2018	James Conner	1,470	973	497
2019	James Washington	735	0	735

● AFC Leader ● Team record

Steelers Year-by-Year Leaders

PASSING

Year	Player	Att.	Comp.	Yards	TDs	Ints	Rtg.
1934	Warren Heller	112	31	511	2	15	12.5
1935	Warren Heller	41	9	88	0	8	0.0
1936	Ed Matesic	138	64	850	4	16	36.5
1937	Max Fiske	43	17	318	4	4	58.1
1938	Frank Filchcock (Rookie)	101	41	469	3	11	25.6
1939	Hugh McCullough (Rookie)	100	32	443	2	12	14.3
1940	Bill Patterson	117	34	529	3	15	14.9
1941	Boyd Brumbaugh	41	13	260	2	8	31.6
1942	Bill Dudley (Rookie)	94	35	438	2	5	37.5
1943	Roy Zimmerman	124	43	846	9	17	44.0
1944	Johnny Grigas	131	50	690	6	21	31.5
1945	Buist Warren	92	36	368	0	10	11.8
1946	Bill Dudley	90	32	452	2	9	20.5
1947	Johnny Clement	123	52	1,004	7	9	59.8
1948	Ray Evans	137	64	924	5	17	41.7
1949	Joe Geri (Rookie)	77	31	554	5	5	60.2
1950	Joe Geri	113	41	866	6	15	42.4
1951	Chuck Ortmann (Rookie)	139	56	671	3	13	24.0
1952	Jim Finks	336	158	2,307	20	19	66.2
1953	Jim Finks	292	131	1,484	8	14	49.8
1954	Jim Finks	306	164	2,003	14	19	63.4
1955	Jim Finks	344	165	2,270	10	26	47.7
1956	Ted Marchibroda	275	124	1,585	12	19	49.4
1957	Earl Morrall	289	139	1,900	11	12	64.9
1958	Bobby Layne	268	133	2,339	14	12	78.4
1959	Bobby Layne	297	142	1,986	20	21	62.8
1960	Bobby Layne	209	103	1,814	13	17	66.2
1961	Rudy Bukich	156	89	1,253	11	16	67.2
1962	Bobby Layne	233	116	1,686	9	17	56.2
1963	Ed Brown	362	168	2,982	21	20	71.4
1964	Ed Brown	272	121	1,990	12	19	55.2
1965	Bill Nelsen	270	121	1,917	8	17	52.7
1966	Ron Smith	181	79	1,249	8	12	54.3
1967	Kent Nix	268	136	1,587	8	19	49.5
1968	Dick Shiner	304	148	1,856	18	17	64.5
1969	Dick Shiner	209	97	1,422	7	10	60.3
1970	Terry Bradshaw (Rookie)	218	83	1,410	6	24	30.4
1971	Terry Bradshaw	373	203	2,259	13	22	59.8
1972	Terry Bradshaw	308	147	1,887	12	12	64.1
1973	Terry Bradshaw	180	89	1,183	10	15	54.5
1974	Joe Gilliam	212	96	1,274	4	8	55.4
1975	Terry Bradshaw	286	165	2,055	18	9	88.0
1976	Terry Bradshaw	192	92	1,177	10	9	65.4
1977	Terry Bradshaw	314	162	2,523	17	19	71.4
1978	Terry Bradshaw	368	207	2,915	28	20	84.7
1979	Terry Bradshaw	472	259	3,724	26	25	77.0
1980	Terry Bradshaw	424	218	3,339	24	22	75.0
1981	Terry Bradshaw	370	201	2,887	22	14	83.9
1982	Terry Bradshaw	240	127	1,768	17	11	81.4
1983	Cliff Stoudt	381	197	2,553	12	21	60.6
1984	Mark Malone	272	147	2,137	16	17	73.4
1985	Mark Malone	233	117	1,428	13	7	75.5
1986	Mark Malone	425	216	2,444	15	18	62.5
1987	Mark Malone	336	156	1,896	6	19	46.7
1988	Bubby Brister	370	175	2,634	11	14	65.3
1989	Bubby Brister	342	187	2,365	9	10	73.1
1990	Bubby Brister	387	223	2,725	20	14	81.6
1991	Neil O'Donnell	286	156	1,963	11	7	78.8
1992	Neil O'Donnell	313	185	2,283	13	9	83.6
1993	Neil O'Donnell	486	270	3,208	14	7	79.5

● AFC leader ● Team record ● NFL leader

Steelers Year-by-Year Leaders

MASON
RUDOLPH

2019 Passing Yards Leader



PASSING (Continued)

Year	Player	Att.	Comp.	Yards	TDs	Ints	Rtg.
1994	Neil O'Donnell	370	212	2,443	13	9	78.9
1995	Neil O'Donnell	416	246	2,970	17	7	87.7
1996	Mike Tomczak	401	222	2,767	15	17	71.8
1997	Kordell Stewart	440	236	3,020	21	17	75.2
1998	Kordell Stewart	458	252	2,560	11	18	62.9
1999	Mike Tomczak	258	139	1,625	12	8	75.8
2000	Kordell Stewart	289	151	1,860	11	8	73.6
2001	Kordell Stewart	442	266	3,106	14	11	81.7
2002	Tommy Maddox	377	234	2,836	20	16	85.2
2003	Tommy Maddox	519	298	3,414	18	17	75.3
2004	Ben Roethlisberger (Rookie)	295	196	2,621	17	11	98.1
2005	Ben Roethlisberger	268	168	2,385	17	9	98.6
2006	Ben Roethlisberger	469	280	3,513	18	23	75.4
2007	Ben Roethlisberger	404	264	3,154	32	11	104.1
2008	Ben Roethlisberger	469	281	3,301	17	15	80.1
2009	Ben Roethlisberger	506	337	4,328	26	12	100.5
2010	Ben Roethlisberger	389	240	3,200	17	5	97.0
2011	Ben Roethlisberger	513	324	4,077	21	14	90.1
2012	Ben Roethlisberger	449	284	3,265	26	8	97.0
2013	Ben Roethlisberger	584	375	4,261	28	14	92.0
2014	Ben Roethlisberger	608	408	4,952	32	9	103.3
2015	Ben Roethlisberger	469	319	3,938	21	16	94.5
2016	Ben Roethlisberger	509	328	3,819	29	13	95.4
2017	Ben Roethlisberger	561	360	4,251	28	14	93.4
2018	Ben Roethlisberger	675	452	5,129	34	16	96.5
2019	Mason Rudolph	283	176	1,765	13	9	82.0

● AFC Leader ● Team record ● NFL leader ● Tied for NFL lead

Steelers Year-by-Year Leaders

PASS RECEPTIONS

Year	Player	No.	Yards	Avg.	LG	TDs
1934	Ben Smith	14	218	15.6	—	0
1935	Jim Levey	7	112	16.0	—	2
1936	Wilbur Sortet	14	197	14.1	—	1
1937	John "Blood" McNally	10	168	16.8	—	4
1938	Bill Davidson	12	229	19.1	—	0
1939	Sam Boyd (Rookie)	21	423	20.1	—	2
1940	George Platukis	15	290	19.3	—	2
1941	Don Looney	10	186	18.6	66	1
1942	Walt Kichefski	15	189	12.6	26	0
1943	Tony Bova	17	419	24.6	51	5
1944	Ed Rucinski	22	284	12.9	40t	1
1945	Tony Bova	15	215	14.3	52	0
1946	Val Jansante	10	136	13.6	34	1
1947	Val Jansante	35	599	17.1	46	5
1948	Val Jansante	39	623	16.0	66t	3
1949	Val Jansante	29	445	15.3	47t	4
1950	Val Jansante	26	353	13.6	40	0
1951	Hank Minarik (Rookie)	35	459	13.1	37	1
1952	Elbie Nickel (TE)	55	884	16.1	54t	9
1953	Elbie Nickel (TE)	62	743	12.0	40	4
1954	Ray Mathews (RB)	44	652	14.8	78t	6
1955	Ray Mathews (RB)	42	762	18.1	61t	6
1956	Ray Mathews (RB)	31	540	17.4	64t	5
1957	Jack McClairan	46	630	13.7	48t	2
1958	Jimmy Orr	33	910	27.6	78t	7
1959	Jimmy Orr	35	604	17.3	43	5
1960	Buddy Dial	40	972	24.3	70t	9
1961	Buddy Dial	53	1,047	19.8	88t	12
1962	Buddy Dial	50	981	19.6	62	6
1963	Buddy Dial	60	1,295	21.6	83t	9
1964	Gary Ballman	47	935	19.9	47t	7
1965	Gary Ballman	40	859	21.5	87t	5
1966	John Hilton (TE)	46	603	13.1	32t	4
1967	J.R. Wilburn	51	767	15.0	66t	5
1968	Roy Jefferson	58	1,074	18.5	62	11
1969	Roy Jefferson	67	1,079	16.1	63	9
1970	Ron Shanklin (Rookie)	30	691	23.0	81t	4
1971	Ron Shanklin	49	652	13.3	42	6
	John "Frenchy" Fuqua (RB)	49	427	8.7	40t	1
1972	Ron Shanklin	38	669	17.6	57	3
1973	Ron Shanklin	30	711	23.7	67	10
1974	Frank Lewis	30	365	12.2	31t	4
1975	Lynn Swann	49	781	15.9	43t	11
1976	Lynn Swann	28	516	18.4	47	3
1977	Lynn Swann	50	789	15.8	46	7
1978	Lynn Swann	61	880	14.4	62	11
1979	John Stallworth	70	1,183	16.9	65t	8
1980	Lynn Swann	44	710	16.1	68t	7
1981	John Stallworth	63	1,098	17.4	55	5
1982	Franco Harris (RB)	31	249	8.0	20	0
1983	Calvin Sweeney	39	577	14.8	42	5
1984	John Stallworth	80	1,395	17.4	51	11
1985	John Stallworth	75	937	12.5	41	5
1986	Walter Abercrombie (RB)	47	395	8.4	27	2
1987	John Stallworth	41	521	12.7	45	2
1988	Louis Lipps	50	973	19.5	89t	5
	Merril Hoge (RB)	50	487	9.7	40	3
1989	Louis Lipps	50	944	18.9	79t	5
1990	Louis Lipps	50	682	13.6	37	3
1991	Louis Lipps	55	671	12.2	35	2

2020 RECORDS

Steelers Year-by-Year Leaders

PASS RECEPTIONS *(Continued)*

Year	Player	No.	Yards	Avg.	LG	TDs
1992	Jeff Graham	49	711	14.5	51	1
1993	Eric Green (TE)	63	942	15.0	71t	5
1994	John L. Williams (RB)	51	378	7.4	23	2
1995	Yancey Thigpen	85	1,307	15.4	43	5
1996	Andre Hastings	72	739	10.3	38	6
1997	Yancey Thigpen	79	1,398	17.7	69t	7
1998	Courtney Hawkins	66	751	11.4	53	1
1999	Troy Edwards (Rookie)	61	714	11.7	41	5
	Hines Ward	61	638	10.5	42	7
2000	Hines Ward	48	672	14.0	77t	4
2001	Hines Ward	94	1,003	10.7	34	4
2002	Hines Ward	112	1,329	11.9	72t	12
2003	Hines Ward	95	1,163	12.2	50	10
2004	Hines Ward	80	1,004	12.6	58	4
2005	Hines Ward	69	975	14.1	85t	11
2006	Hines Ward	74	975	13.2	70t	6
2007	Hines Ward	71	732	10.3	25	7
2008	Hines Ward	81	1,043	12.9	49	7
2009	Hines Ward	95	1,167	12.3	54	6
2010	Mike Wallace	60	1,257	21.0	56t	10
2011	Mike Wallace	72	1,193	16.6	95t	8
2012	Heath Miller (TE)	71	816	11.5	43	8
2013	Antonio Brown	110	1,499	13.6	56	8
2014	Antonio Brown	129	1,698	13.2	63t	13
2015	Antonio Brown	136	1,834	13.5	59	10
2016	Antonio Brown	106	1,284	12.1	51	12
2017	Antonio Brown	101	1,533	15.2	57	9
2018	Juju Smith-Schuster	111	1,426	12.8	97t	7
2019	Diontae Johnson	59	680	11.5	45	5



● AFC Leader ● Team record ● NFL leader ● Tied for NFL lead ○ Team record for TE

Steelers Year-by-Year Leaders

SCORING

Year	Player	TDs	PATs	FGs	TP
1935	Armand Niccolai	0	10	6	28
1936	Armand Niccolai	0	7	7	28
1937	John "Blood" McNally	5	0	0	30
1938	Byron "Whizzer" White (Rookie)/Bill Sortet	4	0	0	24
1939	Armand Niccolai	0	15	3	24
1940	Armand Niccolai	0	6	6	24
1941	Art Jones	5	0	0	30
1942	Bill Dudley (Rookie)	6	0	0	36
1943	Ernie Steele/Bob Thurbon	6	0	0	36
1944	Bob Thurbon	5	0	0	30
1945	Bill Dudley	3	2	0	20
1946	Bill Dudley	5	12	2	48
1947	Steve Lach	9	0	0	54
1948	Joe Glamp	3	26	4	56
1949	Joe Geri (Rookie)	5	12	1	45
1950	Joe Geri	3	22	8	64
1951	Joe Geri	4	22	7	67
1952	Elbie Nickel (TE)	9	0	0	54
1953	Nick Bolkovac	1	27	4	45
1954	Ray Mathews	8	0	0	48
1955	Ray Mathews	7	0	0	42
1956	Sid Watson	4	10	1	37
1957	Earl Girard	4	2	1	29
1958	Tom Miner	0	31	14	73
1959	Bobby Layne	2	32	11	77
1960	Tom Tracy	9	0	3	63
1961	Buddy Dial	12	0	0	72
	Lou Michaels	0	27	15	72
1962	Lou Michaels	0	32	26	110
1963	Lou Michaels	0	32	21	95
1964	Mike Clark	0	28	13	67
1965	Mike Clark	0	19	11	52
1966	Mike Clark	0	34	21	97
1967	Mike Clark	0	35	12	71
1968	Roy Jefferson	12	0	0	72
1969	Gene Mingo	0	26	12	62
1970	John "Frenchy" Fuqua	9	0	0	54
1971	Roy Gerela	0	27	17	78
1972	Roy Gerela	0	35	28	119
1973	Roy Gerela	0	36	29	123
1974	Roy Gerela	0	33	20	93 ●
1975	Roy Gerela	0	44	17	95
1976	Franco Harris	14	0	0	84
1977	Franco Harris	11	0	0	66
1978	Roy Gerela	0	44	12	80
1979	Matt Bahr (Rookie)	0	50 ●	18	104
1980	Matt Bahr	0	39	19	96
1981	Dave Trout (Rookie)	0	38	12	74
1982	Gary Anderson (Rookie)	0	22	10	52
1983	Gary Anderson	0	38	27	119 ●
1984	Gary Anderson	0	45	24	117 ●
1985	Gary Anderson	0	40	33 ●	139 ●
1986	Gary Anderson	0	32	21	95
1987	Gary Anderson	0	21	22	87
1988	Gary Anderson	0	34	28	118
1989	Gary Anderson	0	28	21	91
1990	Gary Anderson	0	32	20	92
1991	Gary Anderson	0	31	23	100
1992	Gary Anderson	0	29	28	113
1993	Gary Anderson	0	32	28	116
1994	Gary Anderson	0	32	24	104

● AFC Leader ● Team record ● NFL leader

Steelers Year-by-Year Leaders



**HINES
WARD**

2002 Scoring Leader

SCORING (Continued)

Year	Player	TDs	PATs	FGs	TP
1995	Norm Johnson	0	39	34	141 ●
1996	Norm Johnson	0	37	23	106
1997	Norm Johnson	0	40	22	106
1998	Norm Johnson	0	21	26	99
1999	Kris Brown (Rookie)	0	30	25	105
2000	Kris Brown	0	32	25	107
2001	Kris Brown	0	34	30	124
2002	Hines Ward	12	0	0	78
2003	Jeff Reed	0	31	23	100
2004	Jeff Reed	0	40	28	124
2005	Jeff Reed	0	45	24	117
2006	Jeff Reed	0	41	20	101
2007	Jeff Reed	0	44	23	113
2008	Jeff Reed	0	36	27	117
2009	Jeff Reed	0	41	27	122
2010	Rashard Mendenhall	13	0	0	78
2011	Shaun Suisham	0	36	23	105
2012	Shaun Suisham	0	34	28	118
2013	Shaun Suisham	0	39	30	129
2014	Shaun Suisham	0	45	29	132
2015	Chris Boswell	0	26	29	113
2016	Chris Boswell	0	36	21	99
2017	Chris Boswell	0	37	35 ●	142 ●
2018	Antonio Brown	15 ●	0	0	90
2019	Chris Boswell	0	28	29	115

● AFC Leader ● Team record

Steelers Year-by-Year Leaders

INTERCEPTIONS					
Year	Player	No.	Yards	LG	TDs
1946	Bill Dudley	10 ●	242 ●	80t	1
1947	Tony Compagno	4	163	64t	2
	Walt Slater	4	38	38	0
1948	Tony Compagno	7	79	82t	1
1949	Howard Hartley	6	63	41	0
1950	Howard Hartley	5	84	38	0
1951	Howard Hartley	10	69	23	0
1952	Jack Butler	7	168	41	0
1953	Jack Butler	9	147	28	1
1954	Paul Cameron (Rookie)	7	118	32	0
1955	Richie McCabe (Rookie)	3	29	25	0
1956	Jack Butler	6	113	34	0
1957	Jack Butler	10	85	20	0
1958	Jack Butler	9	81	19	0
1959	Dean Derby	7	127	24	0
1960	Dick Moegle	6	49	31	0
1961	John Sample	8	141	42	1
1962	Clendon Thomas	7	48	15	0
1963	Clendon Thomas	8	122	32	0
1964	Brady Keys	2	11	11	0
	Dick Haley	2	11	8	0
	Willie Daniel	2	4	4	0
1965	Jim Bradshaw	5	117	82t	1
1966	Jim Bradshaw	4	82	28	1
	Marv Woodson	4	91	56t	1
	Brady Keys	4	0	0	0
1967	Marv Woodson	7	49	24	0
1968	Paul Martha	3	43	23	0
	Ray May	3	31	25t	1
	Marv Woodson	3	23	12	0
1969	Clendon Thomas	3	0	0	0
	Bob Hohn	5	64	24	0
1970	Paul Martha	5	37	15	0
	Lee Calland	7	38	21	0
1971	John Rowser	4	94	70t	1
1972	Jack Ham	7	83	32t	1
1973	Mike Wagner	8 ●	134	38	0
1974	Glen Edwards	5	153	59	1
	J.T. Thomas	5	22	14	0
	Jack Ham	5	13	10	0
1975	Mel Blount	11 ● ●	121	47	0
1976	Glen Edwards	6	95	55	0
	Mel Blount	6	75	28	0
1977	Mel Blount	6	65	37	0
1978	Tony Dungy	6	95	65	0
1979	Jack Lambert	6	29	23	0
1980	Donnie Shell	7	135	67	0
1981	Mel Blount	6	106	50t	1
	Jack Lambert	6	76	31	0
1982	Dwayne Woodruff	5 ●	53	30	0
	Donnie Shell	5 ●	27	18	0
1983	Rick Woods	5	53	31	0
	Donnie Shell	5	18	18	0
1984	Donnie Shell	7	71	52t	1
1985	Dwayne Woodruff	5	80	33	0
1986	Lupe Sanchez	3	71	67t	1
	Eric Williams	3	44	25	0
	Donnie Shell	3	29	17	0
	Rick Woods	3	26	23	0
	Harvey Clayton	3	18	14	0
	Bryan Hinkle	3	7	6	0

● Team record ● NFL leader ● Tied for NFL lead ● Tied for AFC lead

Steelers Year-by-Year Leaders

INTERCEPTIONS (Continued)

Year	Player	No.	Yards	LG	TDs
1987	Dwayne Woodruff	5	91	33t	1
1988	Dwayne Woodruff	4	109	78t	1
	Rod Woodson	4	98	29	0
1989	Dwayne Woodruff	4	57	35	0
1990	Rod Woodson	5	67	34	0
1991	Thomas Everett	4	53	27	0
1992	Darren Perry (Rookie)	6	69	34	0
1993	Rod Woodson	8	138	63t	1
1994	Darren Perry	7	112	42	0
1995	Willie Williams	7●	122	63t	1
1996	Rod Woodson	6	121	43t	1
1997	Donnell Woolford	4	91	34	0
	Darren Perry	4	77	42	0
1998	Dewayne Washington	5	178	78t	2
1999	Scott Shields (Rookie)	4	75	25	0
	Dewayne Washington	4	1	1	0
2000	Dewayne Washington	5	59	31	0
	Chad Scott	5	49	33	0
2001	Chad Scott	5	204	62	2
2002	Joey Porter	4	153	84	0
	Brent Alexander	4	37	25	0
2003	Brent Alexander	4	63	34	0
2004	Troy Polamalu	5	58	26t	1
2005	Chris Hope	3	60	55	0
2006	Troy Polamalu	3	51	49	0
	Bryant McFadden	3	39	39	0
2007	Ike Taylor	3	56	51t	1
2008	Troy Polamalu	7	59	23	0
2009	Troy Polamalu	3	17	16	0
	Ryan Clark	3	0	0	0
2010	Troy Polamalu	7	101	45t	1
2011	Troy Polamalu	2	33	33	0
	Ike Taylor	2	29	29	0
	William Gay	2	12	12	0
2012	Lawrence Timmons	3	80	53t	1
2013	Ryan Clark	2	50	37	0
	Cortez Allen	2	43	40t	1
	Troy Polamalu	2	36	19t	1
	Lawrence Timmons	2	26	23	0
2014	William Gay	3	113	52t	3●●
	Brice McCain	3	56	31	1
2015	Mike Mitchell	3	16	9	0
2016	Artie Burns	3	13	9	0
	Ryan Shazier	3	0	0	0
2017	Sean Davis	3	76	41	0
	Ryan Shazier	3	2	2	0
2018	Joe Haden	2	0	0	0
2019	Joe Haden	5	20	16	0
	Minkah Fitzpatrick	5	130	96t	1

● AFC Leader ● Team record ● NFL leader

Steelers Year-by-Year Leaders

QUARTERBACK SACKS

Year	Player	No.	Year	Player	No.
1972	Joe Greene	11.0	1997	Carnell Lake	6.0
1973	L.C. Greenwood	8.5	1998	Jason Gildon	11.0
1974	Ernie Holmes	11.5	1999	Jason Gildon	8.5
1975	Ernie Holmes	8.5	2000	Jason Gildon	13.5
1976	Joe Greene	6.0	2001	Jason Gildon	12.0
1977	Steve Furness	8.5	2002	Jason Gildon	9.0
1978	L.C. Greenwood	9.0		Joey Porter	9.0
1979	L.C. Greenwood	7.0	2003	Kimo von Oelhoffen	8.0
	Steve Furness	7.0	2004	Aaron Smith	8.0
1980	L.C. Greenwood	5.0	2005	Joey Porter	10.5
1981	Gary Dunn	8.0	2006	Joey Porter	7.0
1982	Tom Beasley	6.0	2007	James Harrison	8.5
	Gary Dunn	6.0	2008	James Harrison	16.0 ●
1983	Keith Willis	14.0	2009	LaMarr Woodley	13.5
1984	Mike Merriweather	15.0	2010	James Harrison	10.5
1985	Keith Willis	5.5	2011	James Harrison	9.0
1986	Keith Willis	12.0		LaMarr Woodley	9.0
1987	Mike Merriweather	5.5	2012	James Harrison	6.0
1988	Tim Johnson	4.0		Lawrence Timmons	6.0
1989	Greg Lloyd	7.0	2013	Jason Worilds	8.0
1990	Gerald Williams	6.0	2014	Cameron Heyward	7.5
1991	Jerrold Williams	9.0		Jason Worilds	7.5
1992	Greg Lloyd	6.5	2015	Cameron Heyward	7.0
1993	Kevin Greene	12.5	2016	James Harrison	5.0
1994	Kevin Greene	14.0	2017	Cameron Heyward	12.0
1995	Kevin Greene	9.0	2018	T.J. Watt	13.0
1996	Chad Brown	13.0	2019	T.J. Watt	14.5 ●

● AFC Leader ● Team record

Steelers 100/300-Yard Performances

300-YARD PASSING GAMES BY STEELERS

Before 1970 NFL Merger

Date	Opponent	Score	Player	Yards	TDs
11-16-52	at Cleveland	[L 29-28]	Jim Finks	306	4
09-26-54	at Green Bay	[W 21-20]	Jim Finks	327	N/A
11-05-55	at Chicago Cards	[L 27-13]	Jim Finks	337	N/A
12-13-58	Chicago Cards	[W 38-21]	Bobby Layne	409	2
12-18-66	at Atlanta	[W 57-33]	Bill Nelsen	334	N/A

Since 1970 NFL Merger

Date	Opponent	Score	Player	Att.-Comp.-Yards	TDs	Int.
09-22-74	at Denver (ot)	[T 35-35]	Joe Gilliam	50-31-348	1	1
01-21-79**	vs. Dallas	[W 35-31]	Terry Bradshaw	30-17-318	4	1
11-04-79	Washington	[W 38-7]	Terry Bradshaw	27-15-311	4	1
11-25-79	Cleveland	[W 33-30]	Terry Bradshaw	44-30-364	1	1
12-02-79	Cincinnati	[W 37-17]	Terry Bradshaw	29-17-339	2	1
01-20-80***	vs. L.A. Rams	[W 31-19]	Terry Bradshaw	21-14-309	2	3
10-26-80	at Cleveland	[L 27-26]	Cliff Stoudt	37-18-310	0	1
09-06-81	Kansas City	[L 37-33]	Terry Bradshaw	36-21-319	2	2
01-09-83*	San Diego	[L 31-28]	Terry Bradshaw	39-28-335	2	2
01-06-85*	at Miami	[L 45-28]	Mark Malone	36-20-312	3	3
09-30-85	Cincinnati	[L 37-24]	Mark Malone	44-26-374	3	2
12-21-86	Kansas City	[L 24-19]	Mark Malone	43-22-351	0	1
09-25-88	at Buffalo	[L 36-28]	Bubby Brister	36-22-330	2	3
12-04-88	at Houston	[W 37-34]	Bubby Brister	36-17-311	3	0
10-14-90	at Denver	[W 34-17]	Bubby Brister	28-21-353	4	0
11-10-91	at Cincinnati (ot)	[W 33-27]	Neil O'Donnell	39-24-309	3	0
10-24-93	at Cleveland	[L 28-23]	Neil O'Donnell	39-25-355	0	1
11-20-94	Miami (ot)	[W 16-13]	Mike Tomczak	42-26-343	0	0
01-15-95**	San Diego	[L 17-13]	Neil O'Donnell	54-32-349	1	0
10-19-95	Cincinnati	[L 27-9]	Neil O'Donnell	52-30-359	0	1
11-05-95	at Chicago (ot)	[W 37-34]	Neil O'Donnell	52-34-341	2	2
11-19-95	at Cincinnati	[W 49-31]	Neil O'Donnell	31-24-377	3	0
12-24-95	at Green Bay	[L 24-19]	Neil O'Donnell	55-33-318	1	0
10-07-96	at Kansas City	[W 17-7]	Mike Tomczak	32-20-338	0	1
10-26-97	Jacksonville	[W 23-17]	Kordell Stewart	42-25-317	2	1
12-07-97	Denver	[W 35-24]	Kordell Stewart	29-18-303	3	1
12-16-01	at Baltimore	[W 26-21]	Kordell Stewart	31-20-333	2	0
11-10-02	Atlanta (ot)	[T 34-34]	Tommy Maddox	41-28-473	4	1
01-05-03*	Cleveland	[W 36-33]	Tommy Maddox	38-30-367	3	2
09-14-03	at Kansas City	[L 41-20]	Tommy Maddox	47-28-336	1	3
09-28-03	Tennessee	[L 30-13]	Tommy Maddox	47-31-332	0	2
11-17-03	at San Francisco	[L 30-14]	Tommy Maddox	44-25-327	1	1
11-30-03	Cincinnati	[L 24-20]	Tommy Maddox	42-28-313	1	1
12-18-04	at N.Y. Giants	[W 33-30]	Ben Roethlisberger	28-18-316	1	2
12-04-05	Cincinnati	[L 38-31]	Ben Roethlisberger	41-29-386	3	3
10-29-06	at Oakland	[L 20-13]	Ben Roethlisberger	37-25-301	1	4
11-05-06	Denver	[L 31-20]	Ben Roethlisberger	54-38-433	1	3
01-05-08*	Jacksonville	[L 31-29]	Ben Roethlisberger	42-29-337	2	3
10-05-08	at Jacksonville	[W 26-21]	Ben Roethlisberger	41-26-309	3	1
11-16-08	San Diego	[W 11-10]	Ben Roethlisberger	41-31-308	0	1
12-21-08	Tennessee	[L 31-14]	Ben Roethlisberger	39-25-329	2	2
09-10-09	Tennessee	[W 13-10]	Ben Roethlisberger	43-33-363	1	2
10-04-09	San Diego	[W 38-28]	Ben Roethlisberger	33-26-333	2	0
10-19-09	Cleveland	[W 27-14]	Ben Roethlisberger	35-23-417	2	1
11-22-09	at Kansas City	[L 27-24]	Ben Roethlisberger	42-32-398	3	2
12-20-09	Green Bay	[W 37-36]	Ben Roethlisberger	46-29-503	3	0
10-24-10	at Miami	[W 23-22]	Ben Roethlisberger	27-19-302	2	0
11-14-10	New England	[L 39-26]	Ben Roethlisberger	49-30-387	3	1
12-23-10	Carolina	[W 27-3]	Ben Roethlisberger	32-22-320	1	0
09-25-11	at Indianapolis	[W 23-20]	Ben Roethlisberger	37-25-364	1	1
10-23-11	at Arizona	[W 32-20]	Ben Roethlisberger	39-26-361	3	0
10-30-11	New England	[W 25-17]	Ben Roethlisberger	50-36-365	2	1

*AFC Playoff game **AFC Championship game ***Super Bowl

Steelers 100/300-Yard Performances

300-YARD PASSING GAMES BY STEELERS (Continued)

Date	Opponent	Score	Player	Att.-Comp.-Yards	TDs	Int.
11-06-11	Baltimore	[L 23-20]	Ben Roethlisberger	37-20-330	1	1
12-19-11	at San Francisco	[L 20-3]	Ben Roethlisberger	44-25-330	0	3
09-23-12	at Oakland	[L 34-31]	Ben Roethlisberger	49-36-384	4	0
10-11-12	at Tennessee	[L 26-23]	Ben Roethlisberger	40-24-363	1	1
12-16-12	at Dallas (ot)	[L 27-24]	Ben Roethlisberger	40-24-339	2	1
09-22-13	Chicago	[L 40-23]	Ben Roethlisberger	41-26-406	2	2
09-29-13	at Minnesota	[L 34-27]	Ben Roethlisberger	51-36-383	1	1
11-03-13	at New England	[L 55-31]	Ben Roethlisberger	48-28-400	4	2
11-17-13	Detroit	[W 37-27]	Ben Roethlisberger	45-29-367	4	0
12-08-13	Miami	[L 34-28]	Ben Roethlisberger	39-23-349	3	0
09-07-14	Cleveland	[W 30-27]	Ben Roethlisberger	34-23-365	1	1
09-28-14	Tampa Bay	[L 27-24]	Ben Roethlisberger	40-29-314	3	0
10-26-14	Indianapolis	[W 51-34]	Ben Roethlisberger	49-40-522	6	0
11-02-14	Baltimore	[W 43-23]	Ben Roethlisberger	37-25-340	6	0
11-09-14	at N.Y. Jets	[L 20-13]	Ben Roethlisberger	43-30-343	1	2
11-30-14	New Orleans	[L 35-32]	Ben Roethlisberger	58-32-435	2	2
12-07-14	at Cincinnati	[W 42-21]	Ben Roethlisberger	39-25-350	3	0
12-14-14	at Atlanta	[W 27-20]	Ben Roethlisberger	35-27-360	0	0
12-28-14	Cincinnati	[W 27-17]	Ben Roethlisberger	38-24-317	2	1
09-10-15	at New England	[L 28-21]	Ben Roethlisberger	38-26-351	1	1
09-20-15	San Francisco	[W 43-18]	Ben Roethlisberger	27-21-369	3	0
11-08-15	Oakland	[W 38-35]	Ben Roethlisberger	44-24-334	2	1
11-15-15	Cleveland	[W 30-9]	Ben Roethlisberger	33-22-379	3	1
11-29-15	at Seattle	[L 39-30]	Ben Roethlisberger	55-36-456	1	2
12-06-15	Indianapolis	[W 45-10]	Ben Roethlisberger	39-24-364	4	0
12-20-15	Denver	[W 34-27]	Ben Roethlisberger	55-40-380	3	2
01-03-16	at Cleveland	[W 28-12]	Ben Roethlisberger	36-24-349	3	2
01-17-16*	at Denver	[L 23-16]	Ben Roethlisberger	37-24-339	0	0
09-12-16	at Washington	[W 38-16]	Ben Roethlisberger	37-27-300	3	1
10-02-16	vs. Kansas City	[W 43-14]	Ben Roethlisberger	27-22-300	5	0
10-09-16	vs. NY Jets	[W 31-13]	Ben Roethlisberger	47-34-380	4	0
11-13-16	vs. Dallas	[L 35-30]	Ben Roethlisberger	46-37-408	3	0
01-22-17*	at New England	[L 36-17]	Ben Roethlisberger	47-31-314	1	1
10-08-17	Jacksonville	[L 30-9]	Ben Roethlisberger	55-33-312	0	5
10-29-17	at Detroit	[W20-15]	Ben Roethlisberger	31-17-317	1	1
11-26-17	Green Bay	[W 31-28]	Ben Roethlisberger	45-33-351	4	2
12-10-17	Baltimore	[W39-38]	Ben Roethlisberger	66	44	506
1-14-17*	Jacksonville	[L45-42]	Ben Roethlisberger	58-37-469	5	1
09-09-18	at Cleveland	[T 21-21 OT]	Ben Roethlisberger	41-23-335	1	3
09-16-18	Kansas City	[L 42-37]	Ben Roethlisberger	60-39-452	3	0
09-24-18	at Tampa Bay	[W 30-27]	Ben Roethlisberger	30-27-353	3	1
10-14-18	at Cincinnati	[W 28-21]	Ben Roethlisberger	46-32-369	1	0
11-08-18	Carolina	[W 52-21]	Ben Roethlisberger	25-22-328	5	0
11-18-18	at Jacksonville	[W 20-16]	Ben Roethlisberger	47-27-314	2	3
11-25-18	at Denver	[L 24-17]	Ben Roethlisberger	56-41-462	1	2
12-23-18	at New Orleans	[L 31-28]	Ben Roethlisberger	50-33-380	3	0

Since 1970 NFL Merger

Total Games with 300-Yards Passing: 98 Wins: 51 Losses: 44 Ties: 3

Total Home Games with 300-Yards Passing: 51 Wins: 29 Losses: 21 Ties: 1

Total Away Games with 300-Yards Passing: 44 Wins: 20 Losses: 22 Ties: 2

Total Neutral Games with 300-Yards Passing: 3 Wins: 2 Losses: 1

● Game at Wembley Stadium (London) ● Team record *AFC Playoff game

Steelers 100/300-Yard Performances

300-YARD PASSING GAMES BY STEELERS OPPONENTS

Before 1970 NFL Merger

Date	Opponent	Score	Player	Att.-Comp.-Yards	TDs	Int.
09-28-69	at Philadelphia	[L 41-27]	Norm Snead	30-22-335	5	1

Since 1970 NFL Merger

Date	Opponent	Score	Player	Att.-Comp.-Yards	TDs	Int.
12-21-71	N.Y. Giants	[W 17-13]	Fran Tarkenton	41-27-302	1	2
11-02-75	at Cincinnati	[W 30-24]	Ken Anderson	42-19-331	3	3
09-12-76	at Oakland	[L 31-28]	Ken Stabler	38-21-342	3	4
12-10-77	at Cincinnati	[L 17-10]	Ken Anderson	33-15-303	1	1
11-05-78	New Orleans	[W 20-14]	Archie Manning	32-22-344	1	1
10-07-79	at Cleveland	[W 51-35]	Brian Sipe	41-22-365	5	3
11-25-79	Cleveland	[W 33-30]	Brian Sipe	38-23-333	3	1
10-26-80	at Cleveland	[L 27-26]	Brian Sipe	46-28-349	4	1
11-09-80	at Tampa Bay	[W 24-21]	Doug Williams	45-21-302	3	1
12-22-80	at San Diego	[L 26-17]	Dan Fouts	37-21-308	0	0
09-27-81	New England	[W 27-21]	Matt Cavanaugh	42-22-325	1	1
10-18-81	at Cincinnati	[L 34-7]	Ken Anderson	28-16-346	2	0
11-15-81	at Atlanta	[W 34-20]	Steve Bartkowski	50-33-416	2	2
12-20-81	at Houston	[L 21-20]	Gifford Nielsen	37-24-377	3	2
09-13-82	at Dallas	[W 36-28]	Danny White	36-25-347	4	2
09-19-82	Cincinnati	[W 26-20]	Ken Anderson	38-27-323	0	3
01-02-83	Cleveland	[W 37-21]	Paul McDonald	47-22-313	3	4
01-09-83*	San Diego	[L 31-28]	Dan Fouts	45-21-302	3	0
09-18-83	at Houston	[W 40-28]	Archie Manning	35-16-300	1	4
10-16-83	Cleveland	[W 44-17]	Brian Sipe	49-27-310	0	6
12-02-84	at Houston	[L 23-20]	Warren Moon	45-27-303	1	3
01-06-85	at Miami	[L 45-28]	Dan Marino	32-21-421	4	1
12-08-85	at San Diego	[L 54-44]	Dan Fouts	33-21-372	3	3
11-23-86	at Cleveland (ot)	[L 37-31]	Bernie Kosar	46-28-414	2	1
09-13-87	San Francisco	[W 30-17]	Joe Montana	49-34-316	2	3
10-25-87	Cincinnati	[W 23-20]	Boomer Esiason	32-20-303	2	2
11-01-87**	at Miami	[L 35-24]	Dan Marino	31-25-332	4	2
11-22-87	at Cincinnati	[W 30-16]	Boomer Esiason	53-30-409	0	3
12-13-87	at San Diego	[W 20-16]	Dan Fouts	52-29-334	1	1
09-11-88	at Washington	[L 30-29]	Doug Williams	52-30-430	2	1
11-06-88	at Cincinnati	[L 42-7]	Boomer Esiason	23-16-318	3	2
09-17-89	at Cincinnati	[L 41-10]	Boomer Esiason	27-16-328	2	0
10-29-89	Kansas City	[W 23-17]	Steve DeBerg	36-24-338	1	2
12-31-89*	at Houston (ot)	[W 26-23]	Warren Moon	48-29-315	2	0
09-08-91	at Buffalo	[L 52-34]	Jim Kelly	43-31-363	6	2
11-10-91	at Cincinnati (ot)	[W 33-27]	Boomer Esiason	43-32-361	1	1
11-17-91	Washington	[L 41-14]	Mark Rypien	28-21-325	2	0
11-24-91	Houston	[W 26-14]	Warren Moon	48-24-324	2	5
12-22-91	Cleveland	[W 17-10]	Bernie Kosar	49-28-335	1	3
09-06-92	at Houston	[W 29-24]	Warren Moon	45-29-330	2	5
11-15-92	Detroit	[W 17-14]	Erik Kramer	37-20-304	1	1
12-13-93	at Miami	[W 21-20]	Steve DeBerg	44-27-344	1	2
11-20-94	Miami	[L 16-14]	Dan Marino	45-31-312	1	1
12-16-95	New England	[L 41-27]	Drew Bledsoe	60-39-336	3	1
12-24-95	at Green Bay	[W 24-19]	Brett Favre	32-23-301	2	0
09-22-97	at Jacksonville	[L 30-21]	Mark Brunell	42-24-306	1	0
12-02-99	at Jacksonville	[L 20-6]	Mark Brunell	37-25-308	1	0
12-10-00	at N.Y. Giants	[L 30-10]	Kerry Collins	35-24-333	2	1
11-25-01	at Tennessee	[W 34-24]	Steve McNair	37-23-334	2	2
12-30-01	at Cincinnati	[L 26-23]	John Kitna	68-35-411	2	1

*AFC Playoff game **AFC Championship game

Steelers 100/300-Yard Performances

300-YARD PASSING GAMES BY STEELERS OPPONENTS (Continued)

Date	Opponent	Score	Player	Att.-Comp.-Yards	TDs	Int.
09-15-02	Oakland	[L 30-17]	Rich Gannon	64-43-403	1	2
10-21-02	Indianapolis	[W 28-10]	Peyton Manning	48-32-304	1	3
10-26-03	St. Louis	[L 33-21]	Marc Bulger	37-22-375	1	0
11-09-03	Arizona	[W 28-15]	Jeff Blake	43-23-307	2	0
09-12-04	Oakland	[W 24-21]	Rich Gannon	37-20-305	2	2
09-25-05	New England	[L 23-20]	Tom Brady	41-31-372	0	1
11-12-06	New Orleans	[W 38-31]	Drew Brees	47-31-398	1	0
12-09-07	at New England	[L 34-13]	Tom Brady	46-32-399	4	0
01-11-09*	San Diego	[W 35-24]	Philip Rivers	35-21-377	3	1
02-01-09***	vs. Arizona	[W 27-23]	Kurt Warner	43-31-377	3	1
10-25-09	Minnesota	[W 27-17]	Brett Favre	50-33-334	0	1
12-06-09	Oakland	[L 27-24]	Bruce Gradkowski	33-20-308	3	0
12-20-09	Green Bay	[W 37-36]	Aaron Rodgers	48-26-383	3	0
10-31-10	at New Orleans	[L 20-10]	Drew Brees	44-34-305	2	1
11-14-10	New England	[L 39-26]	Tom Brady	43-30-350	3	0
02-06-11***	vs. Green Bay	[L 31-25]	Aaron Rodgers	39-24-304	3	0
11-06-11	Baltimore	[L 23-20]	Joe Flacco	47-28-300	1	0
01-09-12*	at Denver (ot)	[L 29-23]	Tim Tebow	21-10-316	2	0
12-16-12	at Dallas (ot)	[L 27-24]	Tony Romo	42-30-341	2	0
11-03-13	at New England	[L 55-31]	Tom Brady	33-23-432	4	0
11-17-13	Detroit	[L 37-27]	Matthew Stafford	46-19-362	2	1
09-28-14	Tampa Bay	[L 27-24]	Mike Glennon	42-21-302	2	1
10-26-14	Indianapolis	[W 51-34]	Andrew Luck	45-26-400	3	2
11-02-14	Baltimore	[W 43-23]	Joe Flacco	45-30-303	2	1
12-07-14	at Cincinnati	[W 42-21]	Andy Dalton	29-21-302	2	0
12-14-14	at Atlanta	[W 27-20]	Matt Ryan	37-26-310	2	1
12-21-14	Kansas City	[W 20-12]	Alex Smith	45-31-311	0	0
09-20-15	San Francisco	[W 43-18]	Colin Kaepernick	46-33-335	2	0
10-12-15	at San Diego	[W 24-20]	Philip Rivers	48-35-365	2	1
10-18-15	Arizona	[W 25-13]	Carson Palmer	45-29-421	1	2
11-08-15	Oakland	[W 38-35]	Derek Carr	44-24-301	4	1
11-15-15	Cleveland	[W 30-9]	Johnny Manziel	45-33-372	1	1
11-29-15	at Seattle	[L 39-30]	Russell Wilson	30-21-345	5	0
09-12-16	at Washington	[W 38-16]	Kirk Cousins	43-30-329	0	2
09-18-16	Cincinnati	[W 24-16]	Andy Dalton	54-31-366	1	0
09-25-16	at Philadelphia	[L 34-3]	Carson Wentz	31-23-301	2	0
11-13-16	Dallas	[L 35-30]	Dak Prescott	32-22-319	2	0
01-22-17*	at New England	[L 36-17]	Tom Brady	42-32-384	3	0
10-29-17	at Detroit	[W 20-15]	Matthew Stafford	45-27-432	0	0
11-16-17	Tennessee	[W 40-17]	Marcus Mariota	33-22-306	1	4
12-31-17	Cleveland	[W 28-24]	DeShone Kizer	30-16-314	2	1
09-24-18	at Tampa Bay	[W 30-27]	Ryan Fitzpatrick	50-30-411	3	3
09-30-18	Baltimore	[L 26-14]	Joe Flacco	42-28-363	2	0
09-16-18	Kansas City	[L 42-37]	Patrick Mahomes	28-23-326	6	0
12-09-18	at Oakland	[L 24-21]	Derek Carr	34-25-322	2	0
12-23-18	at New Orleans	[L 31-28]	Drew Brees	39-27-326	1	0
09-08-19	at New England	[L 33-3]	Tom Brady	36-24-341	3	0
09-15-19	Seattle	[L 28-26]	Russell Wilson	35-29-300	3	0
10-13-19	at L.A. Chargers	[W 24-17]	Phillip Rivers	44-26-320	2	2

Since 1970 NFL Merger

Total Games with Opponent 300-Yards Passing: 98 Wins: 55 Losses: 43

Total Home Games with Opponent 300-Yards Passing: 46 Wins: 29 Losses: 17

Total Away Games with Opponent 300-Yards Passing: 51 Wins: 21 Losses: 30

Total Neutral Games with Opponent 300-Yards Passing: 2 Wins: 1 Losses: 1

*AFC Playoff game ***Super Bowl

Steelers 100/300-Yard Performances

100-YARD RUSHING GAMES BY STEELERS

Before 1970 NFL Merger

Date	Opponent	Score	Player	Att./Yards	TDs
11-20-38	at Philadelphia	[L 14-7]	Whizzer White	11-133	1
09-13-42	Philadelphia	[L 24-14]	Bill Dudley	13-107	1
11-01-42	at N.Y. Giants	[W 17-9]	Bill Dudley	24-135	1
11-22-42	Chicago Cardinals	[W 19-3]	Dick Riffe	14-104	1
10-13-46	Boston	[W 16-7]	Bill Dudley	16-112	0
10-20-46	at Green Bay	[L 17-7]	Bill Dudley	17-133	1
09-26-48	at Washington	[L 17-14]	Johnny Clement	19-127	1
12-05-48	N.Y. Giants	[W 38-28]	George Papach	17-148	0
10-23-49	N.Y. Bulldogs	[W 24-13]	Jerry Nuzum	16-117	2
		[W 24-13]	George Papach	15-113	0
11-20-49	at Green Bay	[W 30-7]	Jerry Nuzum	20-168	1
10-07-50	Cleveland	[L 30-17]	Joe Geri	23-145	0
11-05-50	at Philadelphia	[W 9-7]	Joe Geri	25-113	0
11-23-50	at Chicago Cardinals	[W 28-17]	Joe Geri	24-105	2
10-24-53	Green Bay	[W 31-14]	Fran Rogel	19-168	0
11-28-54	Chicago Cardinals	[W 20-17]	Fran Rogel	22-102	0
11-18-56	Chicago Cardinals	[W 14-7]	Lou Baldacci	16-110	0
		[W 14-7]	Fran Rogel	18-112	1
11-30-58	Chicago Bears	[W 24-10]	Tom Tracy	17-156	2
12-13-58	Chicago Cardinals	[W 38-21]	Tank Younger	13-106	0
11-29-59	Philadelphia	[W 31-0]	Tom Tracy	23-122	0
12-06-59	at Chicago Bears	[L 27-21]	Tom Tracy	14-109	1
11-27-60	Washington	[W 22-10]	John Henry Johnson	18-109	0
12-11-60	Philadelphia	[W 27-21]	John Henry Johnson	19-182	1
10-29-61	San Francisco	[W 20-10]	John Henry Johnson	15-103	1
11-05-61	at Cleveland	[W 17-13]	John Henry Johnson	22-105	0
09-30-62	N.Y. Giants	[L 31-27]	John Henry Johnson	20-113	1
10-06-62	Philadelphia	[W 13-7]	John Henry Johnson	22-128	0
10-14-62	at N.Y. Giants	[W 20-17]	John Henry Johnson	22-123	0
11-11-62	at St. Louis	[W 26-17]	John Henry Johnson	25-138	1
09-22-63	N.Y. Giants	[W 31-0]	John Henry Johnson	24-123	1
11-10-63	Cleveland	[W 9-7]	John Henry Johnson	27-131	0
11-17-63	at Washington	[W 34-28]	John Henry Johnson	34-105	2
12-08-63	at Dallas	[W 24-19]	Theron Sapp	20-119	1
12-15-63	at N.Y. Giants	[L 33-17]	John Henry Johnson	14-104	0
10-10-64	at Cleveland	[W 23-7]	John Henry Johnson	30-200	3
10-25-64	Philadelphia	[L 34-10]	Clarence Peaks	11-101	1
11-01-64	Cleveland	[L 30-17]	John Henry Johnson	16-100	1
11-22-64	at N.Y. Giants	[W 44-17]	John Henry Johnson	23-106	2
10-09-65	at Cleveland	[L 24-19]	Dick Hoak	15-107	2
09-17-67	Chicago	[W 41-13]	Willie Asbury	12-107	2
10-29-67	at New Orleans	[W 14-10]	Don Shy	10-108	1
10-13-68	at Washington	[L 16-13]	Dick Hoak	12-115	0
10-20-68	New Orleans	[L 16-12]	Dick Hoak	16-166	1
11-17-68	Cleveland	[L 45-24]	Earl Gros	13-109	0
12-08-68	at Dallas	[L 28-7]	Dick Hoak	17-114	0

Since 1970 NFL Merger

Date	Opponent	Score	Player	Att./Yards	TDs
11-22-70	at Cincinnati	[L 34-7]	John Fuqua	17-119	1
12-20-70	at Philadelphia	[L 30-20]	John Fuqua	20-218	2
09-19-71	at Chicago	[L 17-15]	John Fuqua	17-114	0
10-24-71	Houston	[W 23-16]	John Fuqua	16-113	1
11-07-71	Cleveland	[W 26-9]	John Fuqua	30-131	0
10-15-72	Houston	[W 24-7]	Franco Harris	19-115	1
10-22-72	New England	[W 33-3]	John Fuqua	17-111	0

Steelers 100/300-Yard Performances

100-YARD RUSHING GAMES BY STEELERS (Continued)

Date	Opponent	Score	Player	Att./Yards	TDs
10-29-72	at Buffalo	[W 38-21]	Franco Harris	15-138	2
11-05-72	Cincinnati	[W 40-17]	Franco Harris	15-101	1
11-12-72	Kansas City	[W 16-7]	Franco Harris	17-134	1
11-19-72	at Cleveland	[L 26-24]	Franco Harris	12-136	1
11-26-72	Minnesota	[W 23-10]	Franco Harris	17-128	1
12-03-72	Cleveland	[W 30-0]	Franco Harris	20-102	2
09-16-73	Detroit	[W 24-10]	John Fuqua	26-100	0
10-21-73	N.Y. Jets	[W 26-14]	Franco Harris	25-102	1
12-03-73	at Miami	[L 30-26]	Franco Harris	15-105	1
10-06-74	at Houston	[W 13-7]	Preston Pearson	15-117	1
10-28-74	Atlanta	[W 24-17]	Franco Harris	28-141	1
11-17-74	at Cleveland	[W 26-16]	Franco Harris	23-156	0
11-25-74	at New Orleans	[W 28-7]	Franco Harris	19-114	0
12-08-74	at New England	[W 21-17]	Franco Harris	29-136	1
12-29-74**	at Oakland	[W 24-13]	Franco Harris	29-111	2
01-12-75***	at Minnesota	[W 16-6]	Franco Harris	34-158	1
10-26-75	at Green Bay	[W 16-13]	Rocky Bleier	35-163	0
11-02-75	at Cincinnati	[W 30-24]	Franco Harris	27-157	0
11-16-75	Kansas City	[W 28-3]	Franco Harris	17-119	0
11-24-75	at Houston	[W 32-9]	Franco Harris	21-149	2
12-07-75	Cleveland	[W 31-17]	Franco Harris	25-103	2
12-13-75	Cincinnati	[W 35-14]	Franco Harris	20-118	2
12-20-75	at L.A. Rams	[L 10-3]	Franco Harris	21-126	0
12-27-75*	Baltimore	[W 28-10]	Franco Harris	27-153	1
09-19-76	Cleveland	[W 31-14]	Franco Harris	25-118	1
10-17-76	Cincinnati	[W 23-6]	Franco Harris	41-143	2
10-24-76	at N.Y. Giants	[W 27-0]	Franco Harris	27-106	2
10-31-76	San Diego	[W 23-0]	Reggie Harrison	13-108	0
11-07-76	at Kansas City	[W 45-0]	Franco Harris	23-117	2
11-07-76	at Kansas City	[W 45-0]	Rocky Bleier	15-102	0
11-14-76	Miami	[W 14-3]	Franco Harris	22-110	1
		[W 14-3]	Rocky Bleier	20-110	0
12-05-76	Tampa Bay	[W 42-0]	Rocky Bleier	29-118	3
12-11-76	at Houston	[W 21-0]	Franco Harris	23-104	1
12-11-76	at Houston	[W 21-0]	Rocky Bleier	22-107	0
12-19-76*	at Baltimore	[W 40-14]	Franco Harris	18-132	0
09-19-77	San Francisco	[W 27-0]	Franco Harris	27-100	2
11-20-77	Dallas	[W 28-13]	Franco Harris	29-179	2
12-04-77	Seattle	[W 30-20]	Franco Harris	23-103	0
10-08-78	Atlanta	[W 31-7]	Franco Harris	20-104	0
12-03-78	at Houston	[W 13-3]	Franco Harris	27-102	0
12-30-78*	Denver	[W 33-10]	Franco Harris	24-105	2
09-23-79	Baltimore	[W 17-13]	Sidney Thornton	13-129	0
10-07-79	at Cleveland	[W 51-35]	Franco Harris	19-153	2
10-22-79	Denver	[W 42-7]	Franco Harris	17-121	2
10-28-79	Dallas	[W 14-3]	Franco Harris	18-102	2
11-25-79	Cleveland	[W 33-30]	Franco Harris	32-151	2
12-16-79	Buffalo	[W 28-0]	Franco Harris	21-100	2
10-05-80	at Minnesota	[W 23-17]	Franco Harris	22-102	1
11-30-80	Miami	[W 23-10]	Franco Harris	28-116	1
09-20-81	N.Y. Jets	[W 38-10]	Russell Davis	13-100	1
11-01-81	San Francisco	[L 17-14]	Franco Harris	17-104	0
11-29-81	L.A. Rams	[W 24-0]	Franco Harris	18-114	1
09-13-82	at Dallas	[W 36-28]	Franco Harris	24-103	0
12-26-82	New England	[W 37-14]	Franco Harris	23-101	0

*AFC Playoff game **AFC Championship game ***Super Bowl

Steelers 100/300-Yard Performances

100-YARD RUSHING GAMES BY STEELERS (Continued)

Date	Opponent	Score	Player	Att./Yards	TDs
01-02-83	Cleveland	[W 37-21]	Franco Harris	23-120	1
09-11-83	at Green Bay	[W 25-21]	Franco Harris	22-118	1
09-18-83	at Houston	[W 40-28]	Franco Harris	26-115	1
09-25-83	New England	[L 28-23]	Franco Harris	25-106	0
10-23-83	at Seattle	[W 27-21]	Franco Harris	31-132	1
12-10-83	at N.Y. Jets	[W 34-7]	Franco Harris	26-103	0
10-14-84	at San Francisco	[W 20-17]	Frank Pollard	24-105	0
10-28-84	Atlanta	[W 35-10]	Frank Pollard	14-111	1
11-25-84	San Diego	[W 52-24]	Walter Abercrombie	19-109	0
12-16-84	at L.A. Raiders	[W 13-7]	Walter Abercrombie	28-111	0
11-17-85	at Houston	[W 30-7]	Frank Pollard	23-123	1
		[W 30-7]	Walter Abercrombie	23-107	1
10-26-86	Cincinnati	[W 30-9]	Earnest Jackson	21-132	1
		[W 30-9]	Walter Abercrombie	22-109	0
12-07-86	Detroit	[W 27-17]	Earnest Jackson	28-147	1
12-13-86	at N.Y. Jets	[W 45-24]	Earnest Jackson	23-101	0
09-13-87	San Francisco	[W 30-17]	Earnest Jackson	25-103	0
10-04-87	at Atlanta	[W 28-12]	Earnest Jackson	29-104	1
10-18-87	Indianapolis	[W 21-7]	Earnest Jackson	24-134	0
11-08-87	at Kansas City	[W 17-16]	Earnest Jackson	23-125	0
12-06-87	Seattle	[W 13-9]	Frank Pollard	22-106	1
10-23-88	Denver	[W 39-21]	Rodney Carter	11-105	1
11-13-88	Philadelphia	[L 27-26]	Merril Hoge	21-102	0
12-18-88	Miami	[W 40-24]	Warren Williams	16-117	0
12-03-89	Houston	[L 23-16]	Tim Worley	18-103	0
12-17-89	New England	[W 28-10]	Tim Worley	19-104	1
12-31-89*	at Houston	[W 26-23]	Merril Hoge	17-100	1
01-07-90*	at Denver	[L 24-23]	Merril Hoge	16-120	1
12-09-90	New England	[W 24-3]	Merril Hoge	19-117	2
12-23-90	Cleveland	[W 35-0]	Barry Foster	16-100	0
09-08-91	at Buffalo	[L 52-34]	Barry Foster	9-121	1
09-06-92	at Houston	[W 29-24]	Barry Foster	26-107	1
09-13-92	N.Y. Jets	[W 27-10]	Barry Foster	33-190	2
09-27-92	at Green Bay	[L 17-3]	Barry Foster	12-117	0
10-19-92	Cincinnati	[W 20-0]	Barry Foster	24-108	0
10-25-92	at Kansas City	[W 27-3]	Barry Foster	24-105	1
11-01-92	Houston	[W 21-20]	Barry Foster	31-118	1
11-15-92	Detroit	[W 17-14]	Barry Foster	25-106	0
11-22-92	Indianapolis	[W 30-14]	Barry Foster	28-168	2
11-29-92	at Cincinnati	[W 21-9]	Barry Foster	25-102	2
12-06-92	Seattle	[W 20-14]	Barry Foster	33-125	1
12-20-92	Minnesota	[L 6-3]	Barry Foster	24-118	0
12-27-92	Cleveland	[W 23-13]	Barry Foster	26-103	1
01-09-93*	Buffalo	[L 24-3]	Barry Foster	20-104	0
09-19-93	Cincinnati	[W 34-7]	Barry Foster	23-103	0
10-10-93	San Diego	[W 16-3]	Barry Foster	23-110	0
10-17-93	New Orleans	[W 37-14]	Leroy Thompson	16-101	0
11-07-93	at Cincinnati	[W 24-16]	Barry Foster	25-120	1
11-15-93	Buffalo	[W 23-0]	Leroy Thompson	30-108	1
09-18-94	Indianapolis	[W 31-21]	Barry Foster	31-179	1
10-03-94	Houston	[W 30-14]	Barry Foster	21-115	1
10-23-94	at N.Y. Giants	[W 10-6]	Bam Morris	29-146	1
12-04-94	at Cincinnati	[W 38-15]	Bam Morris	24-108	2
12-18-94	Cleveland	[W 17-7]	Barry Foster	32-106	1
01-07-95*	Cleveland	[W 29-9]	Barry Foster	24-133	0

*AFC Playoff game

Steelers 100/300-Yard Performances

100-YARD RUSHING GAMES BY STEELERS (Continued)

Date	Opponent	Score	Player	Att./Yards	TDs
11-13-95	Cleveland	[W 20-3]	Eric Pegram	26-112	0
11-19-95	at Cincinnati	[W 49-31]	Bam Morris	16-101	3
12-03-95	Houston	[W 21-7]	Bam Morris	18-102	1
12-10-95	at Oakland	[W 29-10]	Eric Pegram	26-122	0
01-06-96*	Buffalo	[W 40-21]	Bam Morris	25-106	2
09-08-96	Baltimore	[W 31-17]	Jerome Bettis	21-116	1
09-16-96	Buffalo	[W 24-6]	Jerome Bettis	20-133	2
09-29-96	Houston	[W 30-16]	Jerome Bettis	29-115	0
10-07-96	at Kansas City	[W 17-7]	Jerome Bettis	27-103	1
10-13-96	Cincinnati	[W 20-10]	Jerome Bettis	28-109	0
10-27-96	at Atlanta	[W 20-17]	Jerome Bettis	26-126	1
11-03-96	St. Louis	[W 42-6]	Jerome Bettis	19-129	2
11-10-96	at Cincinnati	[L 34-24]	Jerome Bettis	21-111	2
11-25-96	at Miami	[W 24-17]	Jerome Bettis	27-119	0
12-01-96	at Baltimore	[L 31-17]	Jerome Bettis	24-105	0
12-15-96	San Francisco	[L 25-15]	Eric Pegram	20-103	0
12-22-96	at Carolina	[L 18-14]	Kordell Stewart	7-102	1
12-29-96*	Indianapolis	[W 42-14]	Jerome Bettis	25-102	2
09-07-97	Washington	[W 14-13]	Jerome Bettis	27-134	1
09-22-97	at Jacksonville	[L 30-21]	Jerome Bettis	21-114	0
10-05-97	at Baltimore	[W 42-34]	Jerome Bettis	28-137	0
10-12-97	Indianapolis	[W 24-22]	Jerome Bettis	30-164	1
10-19-97	at Cincinnati	[W 26-10]	Jerome Bettis	34-135	1
11-03-97	at Kansas City	[L 13-10]	Jerome Bettis	17-103	0
11-09-97	Baltimore	[W 37-0]	Jerome Bettis	24-114	1
11-16-97	Cincinnati	[W 20-3]	Jerome Bettis	25-101	0
11-30-97	at Arizona	[W 26-20]	Jerome Bettis	36-142	3
12-07-97	Denver	[W 35-24]	Jerome Bettis	24-125	0
01-11-98**	Denver	[L 24-21]	Jerome Bettis	23-105	1
09-13-98	Chicago	[W 17-12]	Jerome Bettis	21-131	1
09-27-98	Seattle	[W 13-10]	Jerome Bettis	28-138	0
10-11-98	at Cincinnati	[L 25-20]	Kordell Stewart	7-103	0
10-26-98	at Kansas City	[W 20-13]	Jerome Bettis	33-119	0
11-09-98	Green Bay	[W 27-20]	Jerome Bettis	34-100	0
12-20-98	Cincinnati	[L 25-24]	Jerome Bettis	21-104	1
12-28-98	at Jacksonville	[L 21-3]	Jerome Bettis	26-139	0
10-17-99	at Cincinnati	[W 17-3]	Jerome Bettis	26-111	2
12-26-99	Carolina	[W 30-20]	Jerome Bettis	33-137	1
09-17-00	at Cleveland	[L 23-20]	Jerome Bettis	24-133	1
10-08-00	at N.Y. Jets	[W 20-3]	Jerome Bettis	25-107	1
10-15-00	Cincinnati	[W 15-0]	Jerome Bettis	29-101	0
10-22-00	Cleveland	[W 22-0]	Jerome Bettis	33-105	1
11-12-00	Philadelphia	[L 26-23]	Jerome Bettis	30-134	1
12-03-00	Oakland	[W 21-20]	Jerome Bettis	24-128	0
12-16-00	Washington	[W 24-3]	Jerome Bettis	25-104	0
09-30-01	at Buffalo	[W 20-3]	Jerome Bettis	22-114	0
10-07-01	Cincinnati	[W 16-7]	Jerome Bettis	23-153	0
10-14-01	at Kansas City	[W 20-17]	Jerome Bettis	19-112	0
10-21-01	at Tampa Bay	[W 17-10]	Jerome Bettis	17-143	1
11-11-01	at Cleveland	[W 15-12]	Jerome Bettis	29-163	0
12-23-01	Detroit	[W 47-14]	Chris Fuamatu-Ma'afala	26-126	0
10-13-02	at Cincinnati	[W 34-7]	Jerome Bettis	21-109	2
11-03-02	at Cleveland	[W 23-20]	Amos Zereoue	29-111	0
11-10-02	Atlanta	[T 34-34]	Amos Zereoue	37-123	0
12-29-02	Baltimore	[W 34-31]	Amos Zereoue	26-104	2

*AFC Playoff game **AFC Championship game

2020 RECORDS

Steelers 100/300-Yard Performances

100-YARD RUSHING GAMES BY STEELERS *(Continued)*

Date	Opponent	Score	Player	Att./Yards	TDs
12-07-03	Oakland	[W 27-7]	Jerome Bettis	27-106	1
12-21-03	San Diego	[W 40-24]	Jerome Bettis	32-115	1
09-26-04	at Miami	[W 13-3]	Duce Staley	22-101	0
10-03-04	Cincinnati	[W 28-17]	Duce Staley	25-123	0
10-10-04	Cleveland	[W 34-23]	Duce Staley	21-117	1
10-31-04	New England	[W 34-20]	Duce Staley	25-125	0
11-07-04	Philadelphia	[W 27-3]	Jerome Bettis	33-149	0
11-14-04	at Cleveland	[W 24-10]	Jerome Bettis	29-103	2
11-21-04	at Cincinnati	[W 19-14]	Jerome Bettis	29-129	0
11-28-04	Washington	[W 16-7]	Jerome Bettis	31-100	1
12-18-04	at N.Y. Giants	[W 33-30]	Jerome Bettis	36-140	1
12-26-04	Baltimore	[W 20-7]	Jerome Bettis	27-117	0
01-02-05	at Buffalo	[W 29-24]	Willie Parker	19-102	0
01-15-05*	N.Y. Jets	[W 20-17]	Jerome Bettis	27-101	1
09-11-05	Tennessee	[W 34-7]	Willie Parker	22-161	1
09-18-05	at Houston	[W 27-7]	Willie Parker	25-111	1
10-23-05	at Cincinnati	[W 27-13]	Willie Parker	18-131	1
12-11-05	Chicago	[W 21-9]	Jerome Bettis	17-101	2
12-24-05	at Cleveland	[W 41-0]	Willie Parker	17-130	1
01-01-06	Detroit	[W 35-21]	Willie Parker	26-135	0
09-07-06	Miami	[W 28-17]	Willie Parker	29-115	0
09-24-06	Cincinnati	[L 28-20]	Willie Parker	31-133	2
10-15-06	Kansas City	[W 45-7]	Willie Parker	21-109	2
11-12-06	New Orleans	[W 38-31]	Willie Parker	22-213	2
12-07-06	Cleveland	[W 27-7]	Willie Parker	32-223	1
12-17-06	at Carolina	[W 37-3]	Willie Parker	23-132	1
12-31-06	at Cincinnati	[W 23-17]	Willie Parker	37-134	2
09-09-07	at Cleveland	[W 34-7]	Willie Parker	27-109	0
09-16-07	Buffalo	[W 26-3]	Willie Parker	23-126	1
09-23-07	San Francisco	[W 37-16]	Willie Parker	24-133	0
10-07-07	Seattle	[W 21-0]	Willie Parker	28-102	0
10-28-07	at Cincinnati	[W 24-13]	Willie Parker	22-126	1
11-11-07	Cleveland	[W 31-28]	Willie Parker	25-105	0
12-09-07	at New England	[L 34-13]	Willie Parker	21-124	0
12-16-07	Jacksonville	[L 29-22]	Willie Parker	14-100	0
12-20-07	at St. Louis	[W 41-24]	Najeh Davenport	24-123	1
09-07-08	Houston	[W 38-17]	Willie Parker	25-138	3
09-14-08	at Cleveland	[W 10-6]	Willie Parker	28-105	0
10-19-08	at Cincinnati	[W 38-10]	Mewelde Moore	20-120	2
11-16-08	San Diego	[W 11-10]	Willie Parker	25-115	0
12-28-08	Cleveland	[W 31-0]	Willie Parker	23-116	1
01-11-09*	San Diego	[W 35-24]	Willie Parker	27-146	2
10-04-09	San Diego	[W 38-28]	Rashard Mendenhall	29-165	2
11-09-09	at Denver	[W 28-10]	Rashard Mendenhall	22-155	0
12-06-09	Oakland	[L 27-24]	Rashard Mendenhall	20-103	1
09-12-10	Atlanta	[W 15-9]	Rashard Mendenhall	22-120	1
09-26-10	at Tampa Bay	[W 38-13]	Rashard Mendenhall	19-143	1
11-28-10	at Buffalo	[W 19-16]	Rashard Mendenhall	36-151	1
01-23-11*	N.Y. Jets	[W 24-19]	Rashard Mendenhall	27-121	1
10-09-11	Tennessee	[W 38-17]	Jonathan Dwyer	11-107	0
10-16-11	Jacksonville	[W 17-13]	Rashard Mendenhall	23-146	1
12-24-11	St. Louis	[W 27-0]	Rashard Mendenhall	18-116	1
01-08-12*	at Denver	[L 29-23]	Isaac Redman	17-121	0
10-21-12	at Cincinnati	[W 24-17]	Jonathan Dwyer	17-122	0
10-28-12	Washington	[W 27-12]	Jonathan Dwyer	17-107	0
11-04-12	at N.Y. Giants	[W 24-20]	Isaac Redman	26-147	1
12-22-13	at Green Bay	[W 38-31]	Le'Veon Bell	26-124	1
09-07-14	Cleveland	[W 30-27]	Le'Veon Bell	21-109	1
09-21-14	at Carolina	[W 37-19]	Le'Veon Bell	21-147	0
			LeGarrette Blount	10-118	1

*AFC Playoff game

Steelers 100/300-Yard Performances

100-YARD RUSHING GAMES BY STEELERS (Continued)

Date	Opponent	Score	Player	Att./Yards	TDs
11-17-14	at Tennessee	[W 27-24]	Le'Veon Bell	33-204	1
12-07-14	at Cincinnati	[W 42-21]	Le'Veon Bell	26-185	2
09-10-15	at New England	[L 28-21]	DeAngelo Williams	21-127	0
10-01-15	Baltimore	[L 23-20 OT]	Le'Veon Bell	22-129	1
10-12-15	at San Diego	[W 24-20]	Le'Veon Bell	21-111	1
10-25-15	at Kansas City	[L 23-13]	Le'Veon Bell	17-121	0
11-08-15	Oakland	[W 38-35]	DeAngelo Williams	27-170	2
12-06-15	Indianapolis	[W 45-10]	DeAngelo Williams	26-134	0
12-27-15	at Baltimore	[L 20-17]	DeAngelo Williams	17-100	2
09-12-16	at Washington	[W 38-16]	DeAngelo Williams	26-143	2
10-02-16	Kansas City	[W 43-14]	Le'Veon Bell	18-144	0
11-20-16	at Cleveland	[W 24-9]	Le'Veon Bell	28-146	1
11-24-16	at Indianapolis	[W 28-7]	Le'Veon Bell	23-120	1
12-04-16	NY Giants	[W 24-14]	Le'Veon Bell	29-118	0
12-11-16	at Buffalo	[W 27-20]	Le'Veon Bell	33-236	3
12-25-16	Baltimore	[W 31-27]	Le'Veon Bell	20-122	1
01-08-17 *	Miami	[W 30-12]	Le'Veon Bell	29-167	2
01-15-17 *	at Kansas City	[W 18-16]	Le'Veon Bell	30-170	0
10-01-17	at Baltimore	[W 26-9]	Le'Veon Bell	35-144	2
10-15-17	at Kansas City	[W19-13]	Le'Veon Bell	32-179	1
10-22-17	Cincinnati	[W29-14]	Le'Veon Bell	35-134	0
12-17-17	New England	[L 27-24]	Le'Veon Bell	24-117	0
09-09-18	at Cleveland	[T 21-21 OT]	James Conner	31-135	2
10-07-18	Atlanta	[W 41-17]	James Conner	21-110	2
10-14-18	at Cincinnati	[W 28-21]	James Conner	19-111	2
10-28-18	Cleveland	[W 33-18]	James Conner	24-146	2
11-04-18	at Baltimore	[W 23-16]	James Conner	24-107	0
12-16-18	New England	[W 17-10]	Jaylen Samuels	19-142	0
10-28-19	Miami	[W 27-14]	James Conner	23-145	1

Since 1970 NFL Merger

Total number of 100-yard rushers: 307

Total games: 299 Wins: 245 Losses: 56 Ties: 2

Total Home games: 170 Wins: 147 Losses: 22 Ties: 1

Total Away games: 128 Wins: 97 Losses: 30 Ties: 1

Total Neutral games: 1 Wins: 1 Losses: 0

*AFC Playoff game

Steelers 100/300-Yard Performances

100-YARD RUSHING GAMES BY STEELERS OPPONENT

Before 1970 NFL Merger

Date	Opponent	Score	Player	Att./Yards	TDs
11-27-49	at Philadelphia	[L 34-17]	Steve Van Buren	27-205	0
12-18-60	at St. Louis	[L 38-7]	John David Crow	24-203	0
11-09-69	at Chicago	[L 38-7]	Gale Sayers	27-109	0
11-30-69	at St. Louis	[L 47-10]	Cleophus Edwards	13-128	0

Since 1970 NFL Merger

Date	Opponent	Score	Player	Att./Yards	TDs
10-25-70	at Oakland	[L 31-14]	Hewritt Dixon	19-106	0
11-22-70	at Cincinnati	[L 34-7]	Paul Robinson	18-119	1
11-07-71	Cleveland	[W 26-9]	Leroy Kelly	22-102	1
10-08-72	at Dallas	[L 17-13]	Calvin Hill	23-108	1
10-29-72	at Buffalo	[W 38-21]	O.J. Simpson	22-189	1
11-19-72	at Cleveland	[L 26-24]	Leroy Kelly	21-107	0
10-14-73	at Cincinnati	[L 19-7]	Boobie Clark	28-112	1
09-22-74	at Denver (ot)	[T 35-35]	Otis Armstrong	19-131	0
09-28-75	Buffalo	[L 30-21]	O.J. Simpson	23-227	1
10-19-75	Chicago	[W 34-3]	Mike Adamle	17-110	0
10-04-76	at Minnesota	[L 17-6]	Chuck Foreman	27-148	2
10-23-77	Houston	[W 27-10]	Ronnie Coleman	26-114	0
11-13-77	Cleveland	[W 35-31]	Greg Pruitt	19-108	0
11-27-77	at N.Y. Jets	[W 23-20]	Scott Dierking	23-107	0
11-12-78	at L.A. Rams	[L 10-7]	John Capeletti	20-106	0
12-10-79	at Houston	[L 20-17]	Earl Campbell	33-109	0
11-23-80	at Buffalo	[L 28-13]	Joe Cribbs	24-110	0
12-22-80	at San Diego	[L 26-17]	Chuck Muncie	26-114	1
12-07-81	at Oakland	[L 30-27]	Kenny King	11-102	0
12-12-82	at Buffalo	[L 13-0]	Joe Cribbs	30-143	0
01-09-83*	San Diego	[L 31-28]	Chuck Muncie	25-126	0
10-16-83	Cleveland	[W 44-17]	Boyce Green	28-137	2
10-30-83	Tampa Bay	[W 17-12]	James Wilder	42-126	0
11-24-83	at Detroit	[L 45-3]	Billy Sims	26-106	2
12-04-83	Cincinnati	[L 23-10]	Pete Johnson	38-126	2
01-01-84*	at L.A. Raiders	[L 38-10]	Marcus Allen	13-121	2
12-09-84	Cleveland	[W 23-20]	Earnest Byner	15-103	0
09-30-85	Cincinnati	[L 37-24]	James Brooks	18-133	2
10-13-85	at Dallas	[L 27-13]	Tony Dorsett	21-113	1
12-15-85	Buffalo	[W 30-24]	Greg Bell	19-123	1
12-21-85	at N.Y. Giants	[L 28-10]	Joe Morris	36-202	3
09-07-86	at Seattle	[L 30-0]	Curt Warner	21-114	0
11-09-86	at Buffalo	[L 16-12]	Robb Riddick	25-108	1
11-23-86	at Cleveland (ot)	[L 37-31]	Kevin Mack	24-106	1
12-13-86	at N.Y. Jets	[W 45-24]	Freeman McNeil	23-137	0
10-11-87	at L.A. Rams	[L 31-21]	Charles White	33-166	1
11-01-87	at Miami	[L 35-24]	Troy Stradford	19-110	1
11-15-87	Houston	[L 23-3]	Mike Rozier	29-112	0
11-06-88	at Cincinnati	[L 42-7]	lokey Woods	10-110	3
12-11-88	at San Diego	[L 20-14]	Gary Anderson	26-170	0
09-17-89	at Cincinnati	[L 41-10]	James Brooks	20-113	1
10-08-89	Cincinnati	[L 26-16]	James Brooks	17-127	2
10-29-89	Kansas City	[W 23-17]	Christian Okoye	23-101	0
11-05-89	at Denver	[L 34-7]	Bobby Humphrey	25-105	2
12-03-89	Houston	[L 23-16]	Lorenzo White	23-115	1
11-18-90	at Cincinnati	[L 27-3]	James Brooks	20-105	0
09-08-91	at Buffalo	[L 52-34]	Thurman Thomas	15-107	0
11-03-91	at Denver	[L 20-13]	Greg Lewis	19-111	1
11-28-91	at Dallas	[L 20-10]	Enmritt Smith	32-109	1
09-06-92	at Houston	[W 29-24]	Lorenzo White	13-100	0
11-08-92	at Buffalo	[L 28-20]	Thurman Thomas	37-155	1
11-29-92	at Cincinnati	[W 21-9]	Harold Green	16-116	0
12-20-92	Minnesota	[L 6-3]	Terry Allen	33-172	0
01-09-93*	Buffalo	[L 24-3]	Kenneth Davis	10-104	0

*AFC Playoff game

Steelers 100/300-Yard Performances

100-YARD RUSHING GAMES BY STEELERS OPPONENT (Continued)

Date	Opponent	Score	Player	Att./Yards	TDs
12-19-93	Houston	[L 26-17]	Gary Brown	20-100	0
12-26-93	at Seattle	[L 16-6]	Jon Vaughn	26-131	0
09-04-94	Dallas	[W 26-9]	Emmitt Smith	31-179	1
09-25-94	at Seattle	[W 30-13]	Chris Warren	26-126	1
09-03-95	Detroit	[L 23-20]	Barry Sanders	21-108	0
09-24-95	Minnesota	[W 44-24]	Robert Smith	15-115	1
12-16-95	New England	[L 41-27]	Curtis Martin	20-120	0
12-10-96	at Baltimore	[L 31-17]	Bam Morris	28-100	0
01-11-98*	Denver	[L 24-21]	Terrell Davis	26-139	1
09-20-98	at Miami	[L 21-0]	Karim Abdul-Jabbar	33-108	1
11-01-98	Tennessee	[L 41-31]	Eddie George	34-153	1
09-18-99	at Baltimore	[W 23-20]	Errict Rhett	35-101	1
11-07-99	at San Francisco	[W 27-6]	Charlie Garner	20-166	0
12-02-99	at Jacksonville	[L 20-6]	James Stewart	30-145	1
12-12-99	Baltimore	[L 31-24]	Priest Holmes	18-130	1
09-03-00	Baltimore	[L 16-0]	Priest Holmes	29-119	0
11-19-00	Jacksonville	[L 34-24]	Fred Taylor	30-234	3
11-26-00	Cincinnati	[W 48-28]	Corey Dillon	23-128	2
10-14-01	at Kansas City	[W 20-17]	Priest Holmes	20-150	2
09-29-02	Cleveland	[W 16-13]	Jamel White	16-105	1
10-06-02	at New Orleans	[L 32-29]	Deuce McAllister	23-123	2
11-10-02	Atlanta	[T 34-34]	Warrick Dunn	20-129	1
09-14-03	at Kansas City	[L 41-20]	Priest Holmes	26-122	3
10-05-03	Cleveland	[L 33-13]	William Green	33-115	0
12-14-03	at N.Y. Jets	[L 6-0]	Curtis Martin	30-174	0
12-28-03	at Baltimore	[L 13-10]	Jamal Lewis	27-114	1
10-03-04	Cincinnati	[W 28-17]	Rudi Johnson	24-123	1
11-28-05	at Indianapolis	[L 26-7]	Edgerrin James	29-124	1
11-18-07	at N.Y. Jets	[L 19-16]	Thomas Jones	30-117	0
12-16-07	Jacksonville	[L 29-22]	Fred Taylor	25-147	1
12-27-09	Baltimore	[W 23-20]	Ray Rice	30-141	0
09-11-11	at Baltimore	[L 35-7]	Ray Rice	19-107	1
10-02-11	at Houston	[L 17-10]	Arian Foster	30-155	1
12-24-11	St. Louis	[W 27-0]	Steven Jackson	24-103	0
09-23-12	at Oakland	[L 34-31]	Darren McFadden	18-113	1
11-12-12	Kansas City	[W 16-13]	Jamaal Charles	23-100	1
09-29-13	at Minnesota	[L 34-27]	Adrian Peterson	23-140	2
10-27-13	at Oakland	[L 21-18]	Terrelle Pryor	9-106	1
11-03-13	at New England	[L 55-31]	Stevan Ridley	26-115	2
12-08-13	Miami	[L 34-28]	Daniel Thomas	16-105	1
09-07-14	Cleveland	[W 30-27]	Terrance West	16-100	0
10-20-14	Houston	[W 30-23]	Arian Foster	20-102	0
11-30-14	New Orleans	[L 35-32]	Mark Ingram	23-122	0
12-28-14	Cincinnati	[W 27-17]	Jeremy Hill	23-100	0
10-01-15	Baltimore	[L 23-20 OT]	Justin Forsett	27-150	0
10-25-15	at Kansas City	[L 23-13]	Charcandrick West	22-110	1
10-16-16	at Miami	[L 30-15]	Jay Ajayi	25-204	2
10-23-16	New England	[L 27-16]	LeGarrette Blount	24-127	2
11-13-16	Dallas	[L 35-30]	Ezekiel Elliott	21-114	2
01-01-17	Cleveland	[W 27-24]	Isaiah Crowell	19-152	0
09-24-17	at Chicago	[L 23-17 OT]	Jordan Howard	23-140	2
10-08-17	Jacksonville	[L 30-9]	Leonhard Fournette	28-181	2
12-10-17	Baltimore	[W 34-6]	Alfred Blue	16-108	0
01-14-18*	Jacksonville	[L 45-42]	Leonhard Fournette	25-109	3
11-25-18	at Denver	[L 24-17]	Phillip Lindsay	14-110	1
12-30-18	Cincinnati	[W 16-13]	Joe Mixon	13-105	0
12-29-19	at Baltimore	[L 28-10]	Gus Edwards	21-130	0

Since 1970 NFL Merger

Total Games with Opponent 100-Yards Rushing: 112 Wins: 33 Losses: 77 Ties: 2

Total Home Games with Opponent 100-Yards Rushing: 50 Wins: 24 Losses: 25 Ties: 1

Total Away Games with Opponent 100-Yards Rushing: 61 Wins: 9 Losses: 51 Ties: 1

Total Neutral Games with Opponent 100-Yards Rushing: 1 Wins: 0 Losses: 1 Ties: 0

*Game at Wembley Stadium (London) *AFC Playoff game

Steelers 100/300-Yard Performances

100-YARD RECEIVING GAMES BY STEELERS

Before 1970 NFL Merger

Date	Opponent	Score	Player	Rec./Yards	TDs
10-10-48	Washington	[W 10-7]	Val Jansante	6-104	0
12-12-48	at L.A. Rams	[L 31-14]	Val Jansante	6-104	0
09-25-49	N.Y. Giants	[W 28-7]	Elbie Nickel	4-107	1
10-30-49	Philadelphia	[L 38-7]	Val Jansante	8-110	1
12-04-49	at Chicago Bears	[L 30-21]	Elbie Nickel	7-192	1
10-01-51	N.Y. Giants	[T 13-13]	Lynn Chandnois	3-104	0
10-14-51	San Francisco	[L 28-24]	Elbie Nickel	5-149	2
12-16-51	at Washington	[W 20-10]	Lynn Chandnois	6-102	1
		[W 20-10]	Henry Minarik	8-121	0
11-09-52	Detroit	[L 31-6]	Lynn Chandnois	8-109	0
11-16-52	at Cleveland	[L 29-28]	Ray Mathews	5-126	2
		[L 29-28]	Elbie Nickel	9-120	1
11-30-52	N.Y. Giants	[W 63-7]	Dick Hensley	7-154	2
12-14-52	at L.A. Rams	[L 28-14]	Elbie Nickel	10-202	1
09-27-53	at Detroit	[L 38-21]	Elbie Nickel	6-107	2
10-11-53	Chicago Cardinals	[W 31-28]	Lynn Chandnois	6-110	0
11-08-53	at Cleveland	[L 34-16]	Ray Mathews	4-113	1
10-17-54	Cleveland	[W 55-27]	Ray Mathews	5-152	3
11-05-55	at Chicago Cardinals	[L 27-13]	Ray Mathews	6-156	1
11-13-55	Detroit	[L 31-28]	Lynn Chandnois	8-108	0
11-27-55	Washington	[L 23-14]	Sid Watson	7-128	1
10-28-56	at Cleveland	[W 24-16]	Lowell Perry	2-112	1
11-25-56	at Chicago Cardinals	[L 38-27]	Ray Mathews	7-119	1
11-03-57	at Baltimore	[W 19-13]	Ray Mathews	6-165	2
10-26-58	at N.Y. Giants	[L 17-6]	Tank Younger	5-109	0
11-02-58	Washington	[W 24-16]	Jimmy Orr	5-133	1
11-09-58	at Philadelphia	[W 31-24]	Ray Mathews	3-115	1
		[W 31-24]	Tom Tracy	5-116	3
11-23-58	at Chicago Cardinals	[W 27-20]	Jimmy Orr	3-116	1
		[W 27-20]	Tom Tracy	5-125	0
11-30-58	Chicago Bears	[W 24-10]	Jimmy Orr	5-163	1
12-07-58	at Washington	[T 14-14]	Jimmy Orr	4-123	1
12-13-58	Chicago Cardinals	[W 38-21]	Tom Tracy	7-106	0
		[W 38-21]	Jack McClairain	9-139	0
		[W 38-21]	Jimmy Orr	6-205	3
10-04-59	Washington	[L 23-17]	Pete Brewster	8-123	1
10-25-59	N.Y. Giants	[L 21-16]	Buddy Dial	4-146	1
12-06-59	at Chicago Bears	[L 27-21]	Buddy Dial	4-106	1
09-24-60	at Dallas	[W 35-28]	Preston Carpenter	5-116	2
10-02-60	at Cleveland	[L 28-20]	Preston Carpenter	3-100	0
10-23-60	at Washington	[T 27-27]	Buddy Dial	7-187	1
11-13-60	at N.Y. Giants	[L 27-24]	Buddy Dial	4-121	1
09-17-61	at Dallas	[L 27-24]	Buddy Dial	5-137	1
10-22-61	Cleveland	[L 30-28]	Buddy Dial	9-235	2
11-05-61	at Cleveland	[W 17-13]	Bob Schnelker	7-160	1
11-12-61	Dallas	[W 37-7]	Buddy Dial	6-148	2
11-19-61	at N.Y. Giants	[L 42-21]	Buddy Dial	7-117	2
12-17-61	at St. Louis	[L 20-0]	Red Mack	5-101	0
10-21-62	Dallas	[L 42-27]	Buddy Dial	9-157	2
11-04-62	Minnesota	[W 39-31]	Buddy Dial	6-103	0
12-02-62	St. Louis	[W 19-7]	Buddy Dial	7-186	0
12-16-62	at Washington	[W 27-24]	Buddy Dial	2-101	1
09-15-63	at Philadelphia	[T 21-21]	Buddy Dial	7-116	0
10-05-63	at Cleveland	[L 35-23]	Red Mack	6-130	0
		[L 35-23]	Buddy Dial	7-144	2
10-13-63	at St. Louis	[L 24-23]	Red Mack	3-124	1
10-20-63	Washington	[W 38-27]	Buddy Dial	6-155	1
10-27-63	Dallas	[W 27-21]	Red Mack	3-129	1
		[W 27-21]	Buddy Dial	7-162	3

Steelers 100/300-Yard Performances

100-YARD RECEIVING GAMES BY STEELERS (Continued)

Date	Opponent	Score	Player	Rec./Yards	TDs
11-10-63	Cleveland	[W 9-7]	Buddy Dial	5-114	0
11-17-63	at Washington	[W 34-28]	Gary Ballman	8-161	1
12-01-63	Philadelphia	[T 20-20]	Gary Ballman	7-128	2
12-08-63	at Dallas	[W 24-19]	Buddy Dial	2-103	1
12-15-63	at N.Y. Giants	[L 33-17]	Gary Ballman	6-104	1
09-27-64	Dallas	[W 23-17]	Gary Ballman	5-135	1
11-08-64	at St. Louis	[L 34-30]	Gary Ballman	6-125	2
11-22-64	at N.Y. Giants	[W 44-17]	Gary Ballman	5-117	1
11-29-64	St. Louis	[L 21-20]	Clendon Thomas	4-113	0
10-31-65	Dallas	[W 22-13]	Gary Ballman	3-120	2
11-14-65	at Dallas	[L 24-17]	Roy Jefferson	4-108	0
11-28-65	Cleveland	[L 42-21]	Gary Ballman	3-118	1
12-12-65	Philadelphia	[L 47-13]	Gary Ballman	9-163	1
09-11-66	N.Y. Giants	[T 34-34]	Gary Ballman	5-114	1
09-25-66	Washington	[L 33-27]	Gary Ballman	2-128	2
11-13-66	St. Louis	[W 30-9]	Roy Jefferson	4-105	1
12-18-66	at Atlanta	[W 57-33]	Roy Jefferson	5-142	1
10-07-67	at Cleveland	[L 21-10]	Dick Compton	10-108	0
10-22-67	Dallas	[L 24-21]	J.R. Wilburn	12-142	1
11-19-67	at N.Y. Giants	[L 28-20]	Roy Jefferson	5-129	1
12-03-67	at Detroit	[W 24-14]	J.R. Wilburn	6-135	1
12-10-67	Washington	[L 15-10]	J.R. Wilburn	9-133	0
09-15-68	N.Y. Giants	[L 34-20]	Roy Jefferson	5-113	0
11-03-68	at Atlanta	[W 41-21]	Roy Jefferson	11-199	4
11-24-68	San Francisco	[L 45-28]	Roy Jefferson	8-132	2
12-15-68	at New Orleans	[L 24-14]	Roy Jefferson	6-139	1
09-28-69	at Philadelphia	[L 41-27]	Roy Jefferson	7-123	1
10-05-69	St. Louis	[L 27-14]	Roy Jefferson	9-115	2
10-18-69	at Cleveland	[L 42-31]	Roy Jefferson	7-110	2
11-02-69	Green Bay	[L 38-34]	Roy Jefferson	7-164	2
12-14-69	N.Y. Giants	[L 21-17]	Roy Jefferson	5-112	2

Since 1970 NFL Merger

Date	Opponent	Score	Player	Rec./Yards	TDs
09-27-70	at Denver	[L 16-13]	Ron Shanklin	6-123	0
11-29-70	Cleveland	[W 28-9]	John Fuqua	4-116	1
		[W 28-9]	Ron Shanklin	3-121	2
12-06-70	Green Bay	[L 20-12]	Dave Smith	3-111	1
09-19-71	at Chicago	[L 17-15]	Ron Shanklin	6-113	0
09-26-71	Cincinnati	[W 21-10]	Dave Smith	8-162	1
10-22-72	New England	[W 33-3]	Ron Shanklin	5-111	1
11-19-72	at Cleveland	[L 26-24]	Ron Shanklin	5-108	0
12-03-72	Cleveland	[W 30-0]	John McMakin	3-113	1
10-28-73	Cincinnati	[W 20-13]	Ron Shanklin	3-104	1
12-14-74	Cincinnati	[W 27-3]	John Stallworth	6-105	1
09-28-75	Buffalo	[L 30-21]	John Stallworth	3-103	0
10-05-75	at Cleveland	[W 42-6]	Lynn Swann	5-126	1
		[W 42-6]	John Stallworth	4-109	1
11-02-75	at Cincinnati	[W 30-24]	Lynn Swann	6-116	2
01-18-76***	Dallas	[W 21-17]	Lynn Swann	4-161	1
12-19-76*	at Baltimore	[W 40-14]	Frank Lewis	2-103	1
10-09-77	at Houston	[L 27-10]	Lynn Swann	6-102	0
11-13-77	Cleveland	[W 35-31]	John Stallworth	6-126	2
		[W 35-31]	Lynn Swann	5-129	1
09-17-78	at Cincinnati	[W 28-3]	Bennie Cunningham	4-107	1
10-01-78	at N.Y. Jets	[W 28-17]	Lynn Swann	7-100	2
10-08-78	Atlanta	[W 31-7]	John Stallworth	6-114	1
10-23-78	Houston	[L 24-17]	Randy Grossman	9-116	0
11-27-78	at San Francisco	[W 24-7]	Lynn Swann	8-134	2
12-30-78*	Denver	[W 33-10]	John Stallworth	10-156	1
01-21-79***	at Dallas	[W 35-31]	John Stallworth	3-115	2
		[W 35-31]	Lynn Swann	7-124	1

*AFC Playoff game ***Super Bowl

2020 RECORDS

Steelers 100/300-Yard Performances

100-YARD RECEIVING GAMES BY STEELERS *(Continued)*

Date	Opponent	Score	Player	Rec./Yards	TDs
09-30-79	at Philadelphia	[L 17-14]	John Stallworth	5-102	1
10-14-79	at Cincinnati	[L 34-10]	John Stallworth	6-126	1
11-04-79	Washington	[W 38-7]	Lynn Swann	5-106	0
		[W 38-7]	John Stallworth	6-126	2
12-02-79	Cincinnati	[W 37-17]	Lynn Swann	5-192	2
01-20-80***	L.A. Rams	[W 31-19]	John Stallworth	3-121	1
09-07-80	Houston	[W 31-17]	John Stallworth	5-125	1
09-28-80	Chicago	[W 38-3]	Jim Smith	6-131	3
10-05-80	at Minnesota	[W 23-17]	Lynn Swann	6-107	0
10-20-80	Oakland	[L 45-34]	Jim Smith	6-102	2
		[L 45-34]	Theo Bell	5-114	1
10-26-80	at Cleveland	[L 27-26]	Theo Bell	4-125	0
11-16-80	Cleveland	[W 16-13]	Lynn Swann	9-138	1
11-30-80	Miami	[W 23-10]	Theo Bell	4-173	0
12-22-80	at San Diego	[L 26-17]	Theo Bell	5-127	0
09-06-81	Kansas City	[L 37-33]	John Stallworth	6-107	0
09-20-81	N.Y. Jets	[W 38-10]	John Stallworth	8-134	0
10-04-81	at New Orleans	[W 20-6]	John Stallworth	7-158	1
10-26-81	Houston	[W 26-13]	Jim Smith	5-100	1
11-15-81	at Atlanta	[W 34-20]	John Stallworth	6-127	0
09-13-82	at Dallas	[W 36-28]	John Stallworth	7-137	1
12-05-82	Kansas City	[W 35-14]	John Stallworth	4-107	2
01-02-83	Cleveland	[W 37-21]	Lynn Swann	5-114	0
01-09-83*	San Diego	[L 31-28]	John Stallworth	8-116	1
11-13-83	at Baltimore	[W 24-13]	Calvin Sweeney	6-104	1
09-02-84	Kansas City	[L 37-27]	John Stallworth	8-167	1
		[L 37-27]	Louis Lipps	6-183	2
09-16-84	L.A. Rams	[W 24-14]	John Stallworth	6-100	0
10-01-84	Cincinnati	[W 38-17]	John Stallworth	6-119	0
10-21-84	at Indianapolis	[L 17-16]	John Stallworth	5-101	0
11-04-84	Houston	[W 35-7]	John Stallworth	4-109	3
11-25-84	San Diego	[W 52-24]	John Stallworth	7-116	3
11-25-84	San Diego	[W 52-24]	Louis Lipps	7-118	1
12-02-84	at Houston	[L 23-20]	John Stallworth	6-113	0
01-06-85**	at Miami	[L 45-28]	John Stallworth	4-111	2
09-08-85	Indianapolis	[W 45-3]	Louis Lipps	9-154	3
09-30-85	Cincinnati	[L 37-24]	John Stallworth	11-151	1
		[L 37-24]	Louis Lipps	5-100	1
11-10-85	at Kansas City	[W 36-28]	John Stallworth	7-126	1
11-24-85	Washington	[L 30-23]	Louis Lipps	5-121	1
12-01-85	Denver	[L 31-23]	Calvin Sweeney	8-119	0
12-15-85	Buffalo	[W 30-24]	Louis Lipps	4-116	1
12-07-86	Detroit	[W 27-17]	Louis Lipps	8-150	2
10-04-87	at Atlanta	[W 28-12]	Joey Clinkscales	6-150	1
10-25-87	Cincinnati	[W 23-20]	John Stallworth	7-100	1
09-25-88	at Buffalo	[L 36-28]	Weegie Thompson	4-118	1
10-16-88	Houston	[L 34-14]	Louis Lipps	8-109	0
11-13-88	Philadelphia	[L 27-26]	Louis Lipps	6-171	1
12-04-88	at Houston	[W 37-34]	Louis Lipps	4-166	2
09-17-89	at Cincinnati	[L 41-10]	Louis Lipps	5-122	0
10-01-89	at Detroit	[W 23-3]	Louis Lipps	7-126	1
10-29-89	Kansas City	[W 23-17]	Louis Lipps	7-130	2
11-12-89	Chicago	[L 20-0]	Louis Lipps	4-112	0
12-24-89	at Tampa Bay	[W 31-22]	Louis Lipps	4-137	2
10-14-90	at Denver	[W 34-17]	Louis Lipps	9-141	1
12-30-90	at Houston	[L 34-14]	Eric Green (TE)	7-105	0
09-01-91	San Diego	[W 26-20]	Dwight Stone	4-124	1
09-22-91	at Philadelphia	[L 23-14]	Eric Green (TE)	8-158	1
09-13-92	N.Y. Jets	[W 27-10]	Jeff Graham	6-146	0
09-27-92	at Green Bay	[L 17-3]	Dwight Stone	5-101	0
10-19-92	Cincinnati	[W 20-0]	Jeff Graham	7-115	0

*AFC Playoff game **AFC Championship game ***Super Bowl

Steelers 100/300-Yard Performances

100-YARD RECEIVING GAMES BY STEELERS (Continued)

Date	Opponent	Score	Player	Rec./Yards	TDs
10-24-93	at Cleveland	[L 28-23]	Eric Green	6-108	0
11-28-93	at Houston	[L 23-3]	Jeff Graham	8-102	0
12-19-93	Houston	[L 26-17]	Jeff Graham	7-192	0
12-26-93	at Seattle	[L 16-6]	Eric Green	7-119	0
12-26-93	at Seattle	[L 16-6]	Dwight Stone	4-100	0
12-24-94	at San Diego	[L 37-34]	Charles Johnson	4-165	2
01-07-95*	Cleveland	[W 29-9]	Ernie Mills	5-117	0
01-15-95**	San Diego	[L 17-13]	Ernie Mills	8-106	0
09-24-95	Minnesota	[L 44-24]	Yancey Thigpen	10-141	1
10-08-95	at Jacksonville	[L 20-16]	Yancey Thigpen	6-160	0
11-05-95	at Chicago	[W 37-34]	Yancey Thigpen	10-108	0
11-26-95	at Cleveland	[W 20-17]	Yancey Thigpen	5-106	0
10-07-96	at Kansas City	[W 17-7]	Charles Johnson	6-125	0
10-20-96	at Houston	[L 23-13]	Charles Johnson	5-155	1
10-27-96	at Atlanta	[W 20-17]	Charles Johnson	8-110	0
12-01-96	at Baltimore	[L 31-17]	Charles Johnson	8-117	0
12-29-96*	Indianapolis	[W 42-14]	Charles Johnson	5-109	0
10-05-97	at Baltimore	[W 42-34]	Yancey Thigpen	7-162	0
10-19-97	at Cincinnati	[W 26-10]	Yancey Thigpen	6-120	1
10-26-97	Jacksonville	[W 23-17]	Yancey Thigpen	11-196	0
11-09-97	Baltimore	[W 37-0]	Yancey Thigpen	6-130	1
11-16-97	Cincinnati	[W 20-3]	Yancey Thigpen	5-101	1
11-23-97	at Philadelphia	[L 23-20]	Charles Johnson	7-106	0
12-07-97	Denver	[W 35-24]	Yancey Thigpen	6-175	3
11-01-98	Tennessee	[L 41-31]	Courtney Hawkins	14-147	1
		[L 41-31]	Charles Johnson	9-115	3
01-02-00	Tennessee	[L 47-36]	Bobby Shaw	7-131	1
10-29-01	Tennessee	[W 34-7]	Plaxico Burress	6-151	0
11-18-01	Jacksonville	[W 20-7]	Hines Ward	9-112	1
11-25-01	at Tennessee	[W 34-24]	Plaxico Burress	8-114	1
12-09-01	N.Y. Jets	[W 18-7]	Hines Ward	10-124	0
12-16-01	at Baltimore	[W 26-21]	Plaxico Burress	8-164	1
		[W 26-21]	Bobby Shaw	2-100	1
12-30-01	at Cincinnati	[L 26-23]	Plaxico Burress	6-102	2
09-29-02	Cleveland	[W 16-13]	Hines Ward	9-104	0
10-13-02	at Cincinnati	[W 34-7]	Plaxico Burress	8-149	0
11-10-02	Atlanta	[T 34-34]	Plaxico Burress	9-253	2
		[T 34-34]	Hines Ward	11-139	1
11-17-02	at Tennessee	[L 31-23]	Hines Ward	10-168	2
11-24-02	Cincinnati	[W 29-21]	Hines Ward	5-125	1
12-15-02	Carolina	[W 30-14]	Plaxico Burress	6-120	1
12-23-02	at Tampa Bay	[W 17-7]	Plaxico Burress	5-127	0
01-05-03*	Cleveland	[W 36-33]	Plaxico Burress	6-100	1
01-05-03*	Cleveland	[W 36-33]	Hines Ward	11-104	1
09-07-03	Baltimore	[W 34-15]	Plaxico Burress	6-116	0
09-14-03	at Kansas City	[L 41-20]	Plaxico Burress	7-115	1
		[L 41-20]	Hines Ward	9-146	0
11-30-03	Cincinnati	[L 24-20]	Plaxico Burress	8-112	0
		[L 24-20]	Hines Ward	13-149	1
09-19-04	at Baltimore	[L 30-13]	Hines Ward	6-151	1
10-10-04	Cleveland	[W 34-23]	Plaxico Burress	6-136	1
12-18-04	at N.Y. Giants	[W 33-30]	Antwaan Randle El	5-149	1
		[W 33-30]	Hines Ward	9-134	0
01-15-05*	N.Y. Jets	[W 20-17]	Hines Ward	10-105	1
01-23-05**	New England	[L 41-27]	Hines Ward	5-109	1
09-25-05	New England	[L 23-20]	Hines Ward	4-110	2
11-13-05	Cleveland	[W 34-21]	Hines Ward	8-124	1
12-04-05	Cincinnati	[L 38-31]	Hines Ward	9-135	2
12-24-05	at Cleveland	[W 41-0]	Hines Ward	7-105	1
01-08-06*	at Cincinnati	[W 31-17]	Cedrick Wilson	3-104	1
02-05-06***	Seattle	[W 21-10]	Hines Ward	5-123	1

*AFC Playoff game **AFC Championship game ***Super Bowl

Steelers 100/300-Yard Performances

100-YARD RECEIVING GAMES BY STEELERS (Continued)

Date	Opponent	Score	Player	Rec./Yards	TDs
09-07-06	Miami	[W 28-17]	Heath Miller	3-101	1
10-22-06	at Atlanta	[L 41-38]	Hines Ward	8-171	3
11-05-06	Denver	[L 31-20]	Hines Ward	7-127	0
12-31-06	at Cincinnati	[W 23-17]	Santonio Holmes	4-124	1
09-30-07	at Arizona	[L 21-14]	Santonio Holmes	6-128	2
11-05-07	Baltimore	[W 38-7]	Santonio Holmes	4-110	2
12-20-07	at St. Louis	[W 41-24]	Santonio Holmes	4-133	0
01-05-08*	Jacksonville	[L 31-29]	Hines Ward	10-135	0
11-09-08	Indianapolis	[L 24-20]	Hines Ward	8-112	0
11-16-08	San Diego	[W 11-10]	Hines Ward	11-124	0
12-14-08	at Baltimore	[W 13-9]	Hines Ward	8-107	0
12-21-08	at Tennessee	[L 31-14]	Hines Ward	7-109	1
02-01-09***	at Arizona	[W 27-23]	Santonio Holmes	9-131	1
09-10-09	Tennessee	[W 13-10]	Santonio Holmes	9-131	1
		[W 13-10]	Hines Ward	8-103	0
09-27-09	at Cincinnati	[L 23-20]	Mike Wallace	7-102	0
10-04-09	San Diego	[W 38-28]	Hines Ward	8-113	0
10-18-09	Cleveland	[W 27-14]	Santonio Holmes	5-104	0
		[W 27-14]	Hines Ward	8-159	1
11-22-09	at Kansas City	[L 27-24]	Hines Ward	10-128	1
12-06-09	Oakland	[L 27-24]	Santonio Holmes	8-149	1
12-20-09	Green Bay	[W 37-36]	Heath Miller (TE)	7-118	0
		[W 37-36]	Hines Ward	7-126	0
09-12-10	Atlanta	[W 15-9]	Hines Ward	6-108	0
09-26-10	at Tampa Bay	[W 38-13]	Mike Wallace	3-100	2
10-24-10	at Miami	[W 23-22]	Hines Ward	7-131	1
11-08-10	at Cincinnati	[W 27-21]	Mike Wallace	5-110	1
11-14-10	New England	[L 39-26]	Mike Wallace	8-136	2
11-21-10	Oakland	[W 35-3]	Mike Wallace	3-116	1
11-28-10	at Buffalo	[W 19-16]	Hines Ward	7-107	0
12-12-10	Cincinnati	[W 23-7]	Hines Ward	8-115	0
12-19-10	N.Y. Jets	[L 22-17]	Mike Wallace	7-102	0
12-23-10	Carolina	[W 27-3]	Mike Wallace	4-104	1
01-02-11	at Cleveland	[W 41-9]	Mike Wallace	3-105	1
09-11-11	at Baltimore	[L 35-7]	Mike Wallace	8-107	0
09-18-11	Seattle	[W 24-0]	Mike Wallace	8-126	1
09-25-11	at Indianapolis	[W 23-20]	Mike Wallace	5-144	1
10-23-11	at Arizona	[W 32-20]	Antonio Brown	7-102	0
		[W 32-20]	Mike Wallace	3-118	1
11-06-11	Baltimore	[L 23-20]	Antonio Brown	5-109	0
12-08-11	Cleveland	[W 14-3]	Antonio Brown	5-151	1
09-23-12	at Oakland	[L 34-31]	Mike Wallace	8-123	1
10-11-12	at Tennessee	[L 26-23]	Isaac Redman (RB)	4-105	0
12-09-12	San Diego	[L 34-24]	Mike Wallace	7-112	2
09-22-13	Chicago	[L 40-23]	Antonio Brown	9-196	2
09-29-13	at Minnesota	[L 34-27]	Jerricho Cotchery	5-103	1
11-10-13	Buffalo	[W 23-10]	Antonio Brown	6-104	0
11-17-13	Oakland	[W 37-27]	Antonio Brown	7-147	2
12-08-13	Miami	[L 34-28]	Antonio Brown	5-138	1
12-22-13	at Green Bay	[W 38-31]	Antonio Brown	6-105	0
09-07-14	Cleveland	[W 30-27]	Antonio Brown	5-116	1
09-28-14	Tampa Bay	[L 27-24]	Antonio Brown	7-131	2
10-12-14	at Cleveland	[L 31-10]	Antonio Brown	7-118	0
10-26-14	Indianapolis	[W 51-34]	Antonio Brown	10-133	2
		[W 51-34]	Heath Miller (TE)	7-112	1
11-02-14	Baltimore	[W 43-23]	Antonio Brown	11-144	1
11-09-14	at N.Y. Jets	[L 20-13]	Martavis Bryant	4-143	1
11-30-14	New Orleans	[L 35-32]	Le'Veon Bell (RB)	8-159	0
12-07-14	at Cincinnati	[W 42-21]	Antonio Brown	9-117	0
		[W 42-21]	Martavis Bryant	4-109	1
12-14-14	at Atlanta	[W 27-20]	Antonio Brown	10-123	0
12-28-14	Cincinnati	[W 27-17]	Antonio Brown	7-128	1

● Game at Wembley Stadium (London) *AFC Playoff game ***Super Bowl

Steelers 100/300-Yard Performances

100-YARD RECEIVING GAMES BY STEELERS (Continued)

Date	Opponent	Score	Player	Rec./Yards	TDs
01-03-15*	Baltimore	[L 30-17]	Antonio Brown	9-117	0
09-10-15	at New England	[L 28-21]	Antonio Brown	9-133	1
09-20-15	San Francisco	[W 43-18]	Antonio Brown	9-195	1
09-27-15	at St. Louis	[W 12-6]	Antonio Brown	11-108	0
10-18-15	Arizona	[W 25-13]	Martavis Bryant	6-137	2
10-25-15	at Kansas City	[L 23-13]	Antonio Brown	6-124	0
11-01-15	Cincinnati	[L 16-10]	Heath Miller (TE)	10-105	0
11-08-15	Oakland	[W 38-35]	Antonio Brown	17●-284●	0
11-15-15	Cleveland	[W 30-9]	Antonio Brown	10-139	2
		[W 30-9]	Martavis Bryant	6-178	1
11-29-15	at Seattle	[L 39-30]	Markus Wheaton	9-201	1
12-06-15	Indianapolis	[W 45-10]	Antonio Brown	8-118	2
		[W 45-10]	Martavis Bryant	4-114	1
12-20-15	Denver	[W 34-27]	Antonio Brown	16-189	2
01-03-16	at Cleveland	[W 28-12]	Antonio Brown	13-187	1
01-09-16*	at Cincinnati	[W 18-16]	Antonio Brown	7-119	0
01-17-16*	at Denver	[L 23-16]	Martavis Bryant	9-154	0
09-12-16	at Washington	[W 38-16]	Antonio Brown	8-126	2
09-25-16	at Philadelphia	[L 34-3]	Antonio Brown	12-140	0
10-09-16	NY Jets	[W 31-13]	Sammie Coates	6-139	2
10-23-16	New England	[L 27-16]	Antonio Brown	7-106	0
11-06-16	at Baltimore	[L 21-14]	Eli Rogers	6-103	0
11-13-16	Dallas	[L 35-30]	Antonio Brown	14-154	1
12-04-16	NY Giants	[W 24-14]	Ladarius Green (TE)	6-110	1
01-08-17*	Miami	[W 30-12]	Antonio Brown	5-124	2
01-15-17*	at Kansas City	[W 18-16]	Antonio Brown	6-108	0
09-10-17	at Cleveland	[W 21-18]	Antonio Brown	11-182	0
09-24-17	at Chicago	[L 23-17 OT]	Antonio Brown	10-110	1
10-08-17	Jacksonville	[L 30-9]	Antonio Brown	10-157	0
10-15-17	at Kansas City	[W 19-13]	Antonio Brown	8-155	1
10-29-17	at Detroit	[W 20-15]	JuJu Smith-Schuster	7-193	1
11-16-17	Tennessee	[W 40-17]	Antonio Brown	10-144	3
11-26-17	Green Bay	[W 31-28]	Antonio Brown	10-169	2
12-04-17	at Cincinnati	[W 23-20]	Le'Veon Bell (RB)	5-106	1
			Antonio Brown	8-101	1
12-10-17	Baltimore	[W 39-38]	Antonio Brown	11-213	0
12-17-17	New England	[L 27-24]	JuJu Smith-Schuster	6-114	0
12-31-17	Cleveland	[W 28-24]	JuJu Smith-Schuster	9-143	1
01-14-18*	Jacksonville	[L 45-42]	Antonio Brown	7-132	2
			Vance McDonald (TE)	10-112	0
09-09-18	at Cleveland	[T 21-21 OT]	JuJu Smith-Schuster	5-119	0
09-16-18	Kansas City	[L 42-37]	Jesse James (TE)	5-138	1
			JuJu Smith-Schuster	13-121	1
09-24-18	at Tampa Bay	[W 30-27]	JuJu Smith-Schuster	9-116	0
			Vance McDonald (TE)	4-112	1
10-07-18	Atlanta	[W 41-17]	Antonio Brown	6-101	2
10-14-18	at Cincinnati	[W 28-21]	JuJu Smith-Schuster	7-111	0
			Antonio Brown	5-105	1
11-18-18	at Jacksonville	[W 20-16]	Antonio Brown	5-117	1
			JuJu Smith-Schuster	8-104	0
11-25-18	at Denver	[L 24-17]	JuJu Smith-Schuster	13-189	1
12-02-18	LA Chargers	[W 33-30]	Antonio Brown	10-154	1
12-09-18	at Oakland	[L 24-21]	JuJu Smith-Schuster	8-130	2
12-23-18	at New Orleans	[L 31-28]	Antonio Brown	14-185	2
			JuJu Smith-Schuster	11-115	0
10-28-19	Miami	[W 27-14]	JuJu Smith-Schuster	5-103	1
12-01-19	Cleveland	[W 20-13]	James Washington	4-111	1

Since 1970 NFL Merger

Total number of 100-yard receivers: 369

Total games: 319 Wins: 175 Losses: 136 Ties: 8

Total Home games: 167 Wins: 101 Losses: 62 Ties: 8

Total Away games: 146 Wins: 69 Losses: 73 Ties: 4

Neutral games: 6 Wins: 5 Losses: 1

● Team record *AFC Playoff game

Steelers 100/300-Yard Performances

100-YARD RECEIVING GAMES BY STEELERS OPPONENT

Since 1970 NFL Merger

Date	Opponent	Score	Player	Rec./Yards	TDs
10-25-70	at Oakland	[L 31-14]	Raymond Chester	5-107	3
10-03-71	San Diego	[W 21-17]	Billy Parks	8-111	1
10-18-71	at Kansas City	[L 38-16]	Otis Taylor	6-190	2
10-31-71	at Baltimore	[L 34-21]	Ray Perkins	2-124	1
			Willie Richardson	4-100	2
11-14-71	at Miami	[L 24-21]	Paul Warfield	3-158	3
11-21-71	N.Y. Giants	[W 17-13]	Bob Tucker	5-108	0
09-17-72	Oakland	[W 34-28]	Mike Siani	4-111	2
09-16-73	Detroit	[W 24-10]	Ron Jessie	3-131	1
11-11-73	at Oakland	[W 17-9]	Fred Biletnikoff	4-105	1
12-29-74*	at Oakland	[W 24-13]	Cliff Branch	9-186	1
11-02-75	at Cincinnati	[W 30-24]	Charlie Joiner	5-114	1
09-12-76	at Oakland	[L 31-28]	Dave Casper (TE)	7-124	2
09-26-76	New England	[L 30-27]	Russ Francis	6-139	1
11-07-76	at Kansas City	[W 45-0]	Walter White	6-105	0
11-13-77	Cleveland	[W 35-31]	Reggie Pucker	4-104	0
12-10-77	at Cincinnati	[L 17-10]	Billy Brooks	6-166	0
12-16-78	at Denver	[W 21-17]	Haven Moses	5-116	1
10-22-79	Denver	[W 42-7]	Haven Moses	5-133	1
11-18-79	at San Diego	[L 35-7]	John Jefferson	5-106	1
11-25-79	Cleveland (ot)	[W 33-30]	Dave Logan	7-135	1
12-02-79	Cincinnati	[W 37-17]	Isaac Curtis	5-119	2
09-14-80	at Baltimore	[W 20-17]	Roger Carr	6-108	0
10-20-80	Oakland	[L 45-34]	Cliff Branch	5-123	2
10-26-80	at Cleveland	[L 27-26]	Dave Logan	8-131	0
11-02-80	Green Bay	[W 22-20]	Aundra Thompson	7-106	2
11-09-80	at Tampa Bay	[W 24-21]	Jimmie Giles	6-128	1
12-22-80	at San Diego	[L 26-17]	Kellen Winslow (TE)	10-171	0
09-27-81	at New England (ot)	[W 27-21]	Harold Jackson	5-126	0
10-11-81	Cleveland	[W 13-7]	Ozzie Newsome (TE)	5-120	1
11-15-81	at Atlanta	[W 34-20]	William Andrews	15-124	0
			Alfred Jackson	5-109	1
12-20-81	at Houston	[L 21-20]	Dave Casper (TE)	6-139	3
01-02-83	Cleveland	[W 37-21]	Ozzie Newsome (TE)	9-123	0
			Ricky Feacher	7-109	2
01-09-83*	San Diego	[L 31-28]	Wes Chandler	9-124	0
			Kellen Winslow (TE)	7-102	2
09-13-82	at Dallas	[W 36-28]	Tony Hill	6-130	1
			Doug Costbie	5-102	1
09-19-82	Cincinnati (ot)	[W 26-20]	Cris Collinsworth	9-144	0
11-28-82	at Seattle	[L 16-0]	Steve Largent	5-109	2
12-26-82	New England	[W 37-14]	Stanley Morgan	4-127	1
09-11-83	at Green Bay	[W 25-21]	James Lofton	5-169	3
09-25-83	New England	[L 28-23]	Stephen Starring	2-108	1
10-16-83	Cleveland	[W 44-17]	Ozzie Newsome (TE)	9-103	0
10-23-83	at Seattle	[W 27-21]	Paul Jones	6-118	1
12-10-83	at N.Y. Jets	[W 34-7]	Lam Jones	7-146	1
09-16-84	L.A. Rams	[L 24-14]	Drew Hill	4-152	1
10-07-84	Miami	[L 31-7]	Mark Clayton	5-110	0
11-25-84	San Diego	[W 52-24]	Wes Chandler	4-105	1
12-09-84	at Houston	[L 23-20]	Tim Smith	7-108	0
12-30-84*	at Denver	[W 24-17]	Steve Watson	11-177	1
01-06-85*	at Miami	[L 45-28]	Mark Dupler	5-148	2
			Tony Nathan	8-114	0
12-08-85	at San Diego	[L 54-44]	Wes Chandler	5-154	2
			Charlie Joiner	6-110	0
09-21-86	at Minnesota	[L 31-7]	Hassan Jones	6-140	2
11-16-86	Houston	[W 21-10]	Ernest Givins	8-156	1

*AFC Playoff game

Steelers 100/300-Yard Performances

100-YARD RECEIVING GAMES BY STEELERS OPPONENT *(Continued)*

Date	Opponent	Score	Player	Rec./Yards	TDs
11-23-86	at Cleveland (ot)	[L 37-31]	Webster Slaughter	6-134	1
09-13-87	San Francisco	[W 30-17]	Jerry Rice	8-106	1
11-01-87	Miami	[L 35-24]	Mark Duper	5-100	1
11-15-87	Houston	[L 23-3]	Drew Hill	4-107	1
11-22-87	at Cincinnati	[W 30-16]	Tim McGee	8-139	0
12-13-87	at San Diego	[W 20-16]	Wes Chandler	7-116	0
12-20-87	at Houston	[L 24-16]	Drew Hill	4-109	2
09-11-88	at Washington	[L 30-29]	Ricky Sanders	5-145	1
10-09-88	at Phoenix	[L 31-14]	Roy Green	4-119	0
10-16-88	Houston	[L 35-14]	Ernest Givins	5-104	1
10-23-88	Denver	[W 39-21]	Ricky Nattiel	3-102	1
11-06-88	at Cincinnati	[L 42-7]	Eddie Brown	7-216	2
12-18-88	Miami	[W 40-24]	Scott Schwedes	4-110	0
09-17-89	at Cincinnati	[L 41-10]	Tim McGee	6-100	0
10-01-89	at Detroit	[W 23-3]	Robert Clark	6-124	0
10-15-89	at Cleveland	[W 17-7]	Webster Slaughter	7-106	0
10-29-89	Kansas City	[W 23-17]	Stephone Paige	7-163	0
11-19-89	San Diego	[W 20-17]	Anthony Miller	7-104	2
12-17-89	New England	[W 28-10]	Hart Lee Dykes	10-130	0
12-24-89	at Tampa Bay	[W 31-22]	Mark Carrier	6-101	2
12-31-89*	at Houston	[W 26-23]	Ernest Givins	11-136	2
01-07-90*	at Denver	[L 24-23]	Mark Jackson	5-111	0
09-23-90	at L.A. Rams	[L 20-3]	Mervin Fernandez	5-130	1
09-08-91	at Buffalo	[L 52-34]	Don Beebe	10-112	4
			Andre Reed	9-118	1
09-22-91	at Philadelphia	[L 23-14]	Roy Green	6-114	0
10-20-91	Seattle	[L 27-7]	Tom Kane	6-102	0
11-10-91	at Cincinnati	[W 33-27]	Tim McGee	3-101	0
11-17-91	Washington	[L 41-14]	Art Monk	8-130	1
11-24-91	Houston	[W 26-14]	Haywood Jeffries	8-122	1
11-28-91	at Dallas	[L 20-10]	Michael Irvin	8-157	1
12-22-91	Cleveland	[W 17-10]	Webster Slaughter	11-138	0
11-08-92	at Buffalo	[L 28-21]	Don Beebe	8-101	0
11-15-92	Detroit	[W 17-14]	Willie Green	6-115	1
09-12-93	at L.A. Rams	[L 27-0]	Henry Ellard	9-127	0
10-24-93	at Cleveland	[L 28-23]	Michael Jackson	2-106	1
11-28-93	at Houston	[L 23-3]	Haywood Jeffries	7-139	1
12-13-93	at Miami	[W 21-20]	Terry Kirby (RB)	7-107	0
09-04-94	Dallas	[L 26-9]	Michael Irvin	8-139	0
11-20-94	Miami (ot)	[W 16-13]	Irving Fryar	6-113	0
12-04-94	at Cincinnati	[W 38-15]	Carl Pickens	4-105	1
09-03-95	Detroit	[W 23-30]	Herman Moore	10-131	1
10-19-95	Cincinnati	[L 27-9]	Carl Pickens	8-108	1
11-05-95	at Chicago (ot)	[W 37-34]	Jeff Graham	5-111	0
11-19-95	at Cincinnati	[W 49-31]	Carl Pickens	8-129	1
12-24-95	at Green Bay	[L 24-19]	Robert Brooks	11-137	1
11-03-96	St. Louis	[W 42-6]	Isaac Bruce	7-108	0
11-10-96	at Cincinnati	[L 34-24]	Carl Pickens	12-103	0
12-01-96	Baltimore	[L 31-17]	Derrick Alexander	7-198	1
08-31-97	Dallas	[L 37-7]	Michael Irvin	7-153	2
09-22-97	at Jacksonville	[L 30-21]	Jimmy Smith	10-164	1
11-23-97	at Philadelphia	[L 23-20]	Irving Fryar	7-116	1
11-30-97	at Arizona (ot)	[W 26-20]	Rob Moore	8-188	0
12-07-97	Denver	[W 35-24]	Rod Smith	4-115	2
01-03-98*	New England	[W 7-6]	Shawn Jefferson	9-104	0
09-27-98	Seattle	[W 13-10]	Joey Galloway	7-139	0
10-11-98	at Cincinnati	[L 25-20]	Carl Pickens	13-204	1
11-26-98	at Detroit (ot)	[L 19-16]	Herman Moore	8-148	1
12-06-98	New England	[L 23-9]	Terry Glenn	9-193	1

*AFC Playoff game

Steelers 100/300-Yard Performances

100-YARD RECEIVING GAMES BY STEELERS OPPONENT (Continued)

Date	Opponent	Score	Player	Rec./Yards	TDs
12-20-98	Cincinnati	[L 25-24]	Darnay Scott	7-152	1
			Brandon Bennett (RB)	3-119	0
09-26-99	Seattle	[L 26-10]	Sean Dawkins	5-105	0
10-10-99	at Buffalo	[L 24-21]	Eric Moulds	6-122	1
10-25-99	Atlanta	[W 13-9]	Terance Mathis	12-166	1
11-20-99	Cincinnati	[L 27-20]	Darnay Scott	4-123	1
12-02-99	at Jacksonville	[L 20-6]	Jimmy Smith	10-124	1
			Keenan McCardell	5-113	0
12-12-99	Baltimore	[L 31-24]	Qadry Ismail	6-258	3
12-26-99	Carolina	[W 30-20]	Patrick Jeffers	5-160	1
09-03-00	Baltimore	[L 16-0]	Qadry Ismail	7-102	1
09-24-00	Tennessee	[L 23-20]	Carl Pickens	2-105	0
10-01-00	at Jacksonville	[W 24-13]	Keenan McCardell	11-137	1
12-10-00	at N.Y. Giants	[L 30-10]	Amani Toomer	9-136	1
12-24-00	at San Diego	[W 34-21]	Jeff Graham	5-113	1
09-09-01	at Jacksonville	[L 21-3]	Jimmy Smith	8-126	2
10-21-01	at Tampa Bay	[W 17-10]	Keyshawn Johnson	10-159	0
11-25-01	at Tennessee	[W 34-24]	Derrick Mason	7-114	0
			Kevin Dyson	4-112	1
12-02-01	Minnesota	[W 21-16]	Randy Moss	8-144	1
11-10-02	Atlanta (ot)	[T 34-34]	Shawn Jefferson	9-131	1
10-26-03	St. Louis	[L 33-21]	Torry Holt	7-174	1
11-09-03	Arizona	[W 28-15]	Anquan Bolden	8-118	1
11-17-03	at San Francisco	[L 30-14]	Terrell Owens	8-155	1
11-30-03	Cincinnati	[L 24-20]	Chad Johnson	6-117	1
12-28-03	at Baltimore (ot)	[L 13-10]	Marcus Robinson	6-102	0
10-10-04	Cleveland	[W 34-23]	Andre' Davis	5-101	1
10-17-04	at Dallas	[W 24-20]	Terry Glenn	7-140	0
10-31-04	New England	[W 34-20]	David Givens	8-101	2
09-25-05	New England	[L 23-20]	David Givens	9-130	0
11-28-05	at Indianapolis	[L 26-7]	Marvin Harrison	4-128	1
10-22-06	at Atlanta (ot)	[L 41-38]	Alge Crumpler (TE)	6-117	3
11-05-06	Denver	[L 31-20]	Javon Walker	6-134	2
11-12-06	New Orleans	[W 38-31]	Marques Colston	10-169	0
11-19-06	at Cleveland	[W 24-20]	Braylon Edwards	7-137	0
12-07-06	Cleveland	[W 27-7]	Joe Jurevicius	7-111	0
12-24-06	Baltimore	[L 31-7]	Mark Clayton	7-108	1
12-31-06	at Cincinnati (ot)	[W 23-17]	Chris Henry	4-124	1
09-30-07	at Arizona	[L 21-14]	Larry Fitzgerald	11-123	0
12-09-07	at New England	[L 34-13]	Randy Moss	7-135	2
			Jabar Gaffney	7-122	1
09-07-08	Houston	[W 38-17]	Andre Johnson	10-112	0
09-29-08	Baltimore (ot)	[W 23-20]	Derrick Mason	8-137	0
10-05-08	at Jacksonville	[W 26-21]	Mike Walker	6-107	0
11-09-08	Indianapolis	[L 24-20]	Reggie Wayne	6-114	1
12-21-08	at Tennessee	[L 31-14]	Justin Gage	5-104	1
02-01-09	Arizona	[W 27-23]	Larry Fitzgerald	7-127	2
10-04-09	San Diego	[W 38-28]	Antonio Gates (TE)	9-124	2
11-09-09	at Denver	[W 28-10]	Brandon Marshall	11-112	0
11-22-09	at Kansas City (ot)	[L 27-24]	Chris Chambers	4-119	0
11-29-09	at Baltimore (ot)	[L 20-17]	Mark Clayton	7-129	0
12-06-09	Oakland	[L 27-24]	Louis Murphy	4-128	1
12-20-09	Green Bay	[W 37-36]	Greg Jennings	5-118	1
09-12-10	Atlanta (ot)	[W 15-9]	Roddy White	13-111	0
11-08-10	at Cincinnati	[W 27-21]	Terrell Owens	10-141	2
11-28-10	at Buffalo (ot)	[W 19-16]	Fred Jackson (RB)	5-104	1
12-05-10	at Baltimore	[W 13-10]	Anquan Boldin	5-118	1
12-19-10	N.Y. Jets	[L 22-17]	Braylon Edwards	8-100	0
02-06-11***	vs. Green Bay	[L 31-25]	Jordy Nelson	9-140	1

***Super Bowl

Steelers 100/300-Yard Performances

100-YARD RECEIVING GAMES BY STEELERS OPPONENT *(Continued)*

Date	Opponent	Score	Player	Rec./Yards	TDs
01-09-12 *	at Denver (ot)	[L 29-23]	Demaryius Thomas	4-204	1
09-09-12	at Denver	[L 31-19]	Demaryius Thomas	5-110	1
12-23-12	Cincinnati	[L 13-10]	A.J. Green	10-116	0
09-29-13 ●	at Minnesota	[L 34-27]	Jerome Simpson	7-124	0
11-03-13	at New England	[L 55-31]	Rob Gronkowski (TE)	9-143	1
			Aaron Dobson	5-130	2
			Danny Amendola	4-122	1
11-17-13	Detroit	[W 37-27]	Calvin Johnson	6-179	2
11-24-13	at Cleveland	[W 27-11]	Josh Gordon	14-237	1
09-21-14	at Carolina	[W 37-19]	Kelvin Benjamin	8-115	1
10-12-14	at Cleveland	[L 31-10]	Jordan Cameron (TE)	3-102	1
10-20-14	Houston	[W 30-23]	DeAndre Hopkins	6-108	0
10-26-14	Indianapolis	[W 51-34]	T. Y. Hilton	6-155	1
			Donte Moncrief	7-113	1
11-30-14	New Orleans	[L 35-32]	Kenny Stills	5-162	1
12-07-14	at Cincinnati	[W 42-21]	A.J. Green	11-224	1
12-14-14	at Atlanta	[W 27-20]	Harry Douglas	10-131	0
01-03-15 *	Baltimore	[L 30-17]	Steve Smith, Sr.	5-101	0
09-20-15	vs. San Francisco	[W 43-18]	Torrey Smith	6-120	2
09-27-15	at St. Louis	[W 12-6]	Kenny Britt	7-102	0
10-18-15	vs. Arizona	[W 25-13]	John Brown	10-196	0
11-01-15	vs. Cincinnati	[L 16-10]	A.J. Green	11-118	1
11-08-15	vs. Oakland	[W 38-35]	Michael Crabtree	7-108	2
11-15-15	vs. Cleveland	[W 30-9]	Travis Benjamin	7-113	0
11-29-15	at Seattle	[L 39-30]	Doug Baldwin	6-145	3
12-13-15	at Cincinnati	[W 33-20]	A.J. Green	6-132	1
12-20-15	vs. Denver	[W 34-27]	Emmanuel Sanders	10-181	1
09-12-16	at Washington	[W 38-16]	DeSean Jackson	6-102	0
09-18-16	vs. Cincinnati	[W 24-16]	Giovani Bernard (RB)	9-100	1
09-25-16	at Philadelphia	[L 34-3]	Darren Sproles (RB)	6-128	1
10-09-16	vs. NY Jets	[W 31-13]	Brandon Marshall	8-114	1
11-06-16	at Baltimore	[L 21-14]	Mike Wallace	4-124	1
11-13-16	vs. Dallas	[L 35-30]	Dez Bryant	6-116	1
12-04-16	vs. NY Giants	[W 24-14]	Odell Beckham Jr.	10-100	0
01-08-17 *	vs. Miami	[W 30-12]	Jarvis Landry	11-102	0
01-22-17 *	at New England	[L 36-17]	Chris Hogan	9-180	2
			Julian Edelman	8-118	1
10-29-17	at Detroit	[W 20-15]	Marvin Jones Jr.	6-128	0
11-12-17	at Indianapolis	[W 20-17]	Chester Rogers	6-104	1
11-16-17	Tennessee	[W 40-17]	Rishard Matthews	5-113	1
12-17-17	New England	[L 27-24]	Rob Gronkowski (TE)	9-168	0
12-31-17	Cleveland	[W 28-24]	Josh Gordon	4-115	0
09-09-18	at Cleveland	[T 21-21 OT]	Jarvis Landry	7-106	0
09-16-18	Kansas City	[L 42-37]	Travis Kelce (TE)	7-109	2
			Sammy Watkins	6-100	0
09-24-18	at Tampa Bay	[W 30-27]	Mike Evans	6-137	1
09-30-18	Baltimore	[L 26-14]	John Brown	3-116	1
12-02-18	LA Chargers	[W 33-30]	Keenan Allen	14-148	1
12-09-18	at Oakland	[L 24-21]	Jared Cook	7-116	0
12-23-18	at New Orleans	[L 31-28]	Michael Thomas	11-109	1
10-13-19	at L.A. Chargers	[W 24-17]	Hunter Henry	8-100	2
12-24-19	at Cincinnati	[W 16-10]	Tyler Boyd	5-101	1

Since 1970 NFL Merger

Total Games with Opponents 100-Yards Receiving: 221 Wins: 110 Losses: 99 Ties: 2

Total Home Games with Opponents 100-Yards Receiving: 98 Wins: 60 Losses: 36 Ties: 1

Total Away Games with Opponents 100-Yards Receiving: 110 Wins: 50 Losses: 59 Ties: 1

Total Neutral Games with Opponents 100-Yards Receiving: 3 Wins: 1 Losses: 2

*AFC Playoff game ● Game at Wembley Stadium (London)

2019 Final Regular-Season Statistics (Won 8, Lost 8)

SCHEDULE

Date	W-L	Score	Opponent	Attendance
9/8	L	33-3	at New England	65,878
9/15	L	28-26	Seattle	65,063
9/22	L	24-20	at San Francisco	69,439
9/30	W	27-3	Cincinnati	57,959
10/6	L	26-23	Baltimore (OT)	64,037
10/13	W	24-17	at L.A. Chargers	25,425
10/28	W	27-14	Miami	59,244
11/3	W	26-24	Indianapolis	61,115
11/10	W	17-12	L.A. Rams	63,627
11/14	L	21-7	at Cleveland	67,431
11/24	W	16-10	at Cincinnati	47,423
12/1	W	20-13	Cleveland	62,157
12/08	W	23-17	at Arizona	63,880
12/15	L	17-10	Buffalo	64,694
12/22	L	16-10	at N.Y. Jets	78,523
12/29	L	28-10	at Baltimore	70,695

TEAM STATISTICS

	Pittsburgh	Opponent
Total First Downs	265	304
Rushing	75	110
Passing	147	164
Penalty	43	30
3rd Down: Made/Att	67/195	76/209
3rd Down Pct.	34.4%	36.4%
4th Down: Made/Att	2/15	10/21
4th Down Pct.	13.3%	47.6%
Possession Avg.	28:42	31:18
Total Net Yards	4428	4866
Avg. Per Game	276.8	304.1
Total Plays	937	1030
Avg. Per Play	4.7	4.7
Net Yards Rushing	1447	1753
Avg. Per Game	90.4	109.6
Total Rushes	395	462
Net Yards Passing	2981	3113
Avg. Per Game	186.3	194.6
Sacked/Yards Lost	32/233	54/342
Gross Yards	3214	3455
Attempts/Completions	510/315	514/314
Completion Pct.	61.8%	61.1%
Had Intercepted	19	20
Punts/Average	74/45.5	73/46.1
Net Punting Avg.	40.9	40.0
Penalties/Yards	111/893	115/1118
Fumbles/Ball Lost	30/11	33/18
Touchdowns	29	32
Rushing	7	7
Passing	18	23
Returns	4	2

SCORE BY PERIOD

	Q1	Q2	Q3	Q4	OT	Pts
Steelers	47	96	89	57	0	289
Opponents	67	94	49	90	3	303

PASSING

	Att	Cmp	Yds	Cmp%	TD	Int	Long	Sack/Lost	Rating
Rudolph	283	176	1765	62.2%	13	9	76t	15/124	82.0
Hodges	160	100	1063	62.5%	5	8	79t	15/102	71.4
Roethlisberger	62	35	351	56.5%	0	1	45	2/7	66.0
Samuels	5	4	35	80.0%	0	1	21	0/0	56.3
Steelers	510	315	3214	61.8%	18	19	79t	32/233	76.1
Opponents	514	314	3455	61.1%	23	20	58t	54/342	79.2

SCORING

	TD	Ru	Pa	Rt	PAT	FG	2Pt	Pts
Boswell	0	0	0	0	28/28	29/31	0	115
Conner	7	4	3	0	0/0	0/0	0	42
Johnson	6	0	5	1	0/0	0/0	0	36
Washington	3	0	3	0	0/0	0/0	0	18
Smith-Schuster	3	0	3	0	0/0	0/0	0	18
McDonald	3	0	3	0	0/0	0/0	0	18
Samuels	2	1	1	0	0/0	0/0	0	12
Fitzpatrick	2	0	2	0	0/0	0/0	0	12
Snell Jr.	2	2	0	0	0/0	0/0	0	12
Bush	1	0	0	1	0/0	0/0	0	6
Steelers	29	7	18	4	28/28	29/31	0	289
Opponents	32	7	23	2	30/31	25/31	0	303

2-PT Conversions: Steelers 0/1, Opponents 0/1
 Rushing: Watt 14.5, Dupree 11.5, Heyward 9.0, Hargrave 4.0, Tuitt 3.5, Barron 3.0, Williams 2.5, Hilton 1.5, Bush 1.0, Berry 1.0, Sutton 1.0, Chickillo 0.5

Steelers: 53.0, Opponents: 32.0

RUSHING

	No.	Yds	Avg	Long	TD
Conner	116	464	4.0	25	4
Snell Jr.	108	426	3.9	23	2
Samuels	66	175	2.7	13	1
Whyte	24	122	5.1	21	0
Edmunds	22	92	4.2	45	0
Hodges	21	68	3.2	22	0
Rudolph	21	42	2.0	13	0
Johnson	4	41	10.3	17	0
Holton	1	9	9.0	9	0
Brooks-James	8	7	0.9	8	0
Roethlisberger	1	7	7.0	7	0
McDonald	1	2	2.0	2	0
Berry	2	-8	-4.0	0	0
Steelers	395	1447	3.7	45	7
Opponents	462	1753	3.8	38	7

RECEIVING

	No.	Yds	Avg	Long	TD
Johnson	59	680	11.5	45t	5
Samuels	47	305	6.5	27	1
Washington	44	735	16.7	79t	3
Smith-Schuster	42	552	13.1	76t	3
McDonald	38	273	7.2	22	3
Conner	34	251	7.4	26t	3
Vannett	13	128	9.8	18	0
Switzer	8	27	3.4	8	0
Edmunds	6	48	8.0	11	0
Cain	5	72	14.4	35	0
Jones	4	61	15.3	28	0
Moncrief	4	18	4.5	11	0
Snell Jr.	3	23	7.7	14	0
Holton	3	21	7.0	18	0
Nix	2	4	2.0	4	0
Whyte	1	9	9.0	9	0
Gentry	1	4	4.0	4	0
Grimble	1	3	3.0	3	0
Team	315	3214	10.2	79t	18
Opponents	314	3455	11.0	58t	23

INTERCEPTIONS

	No.	Yds	Avg	Long	TD
Fitzpatrick	5	130	26.0	96t	1
Haden	5	20	4.0	16	0
Watt	2	7	3.5	7	0
Bush	2	6	3.0	6	0
Nelson	1	33	33.0	33	0
Sutton	1	26	26.0	26	0
Kelly	1	10	10.0	10	0
Edmunds	1	2	2.0	2	0
Hilton	1	1	1.0	1	0
Barron	1	0	0.0	0	0
Team	20	235	11.8	96t	1
Opponents	19	228	12.0	49	0

PUNTING

	No.	Yds	Avg	Net	TB	In	Lg	B
Berry	74	3368	45.5	40.9	4	24	69	0
Team	74	3368	45.5	40.9	4	24	69	0
Opponents	73	3366	46.1	40.0	8	29	63	0

PUNT RETURNS

	Ret	FC	Yds	Avg	Long	TD
Johnson	20	7	248	12.4	85t	1
Switzer	8	11	29	3.6	13	0
Sutton	1	1	8	8.0	8	0
Team	29	19	285	9.8	85t	1
Opponents	29	24	265	9.1	29	0

KICKOFF RETURNS

	No.	Yds	Avg	Long	TD
Whyte	14	264	18.9	34	0
Switzer	9	166	18.4	26	0
Holton	3	55	18.3	21	0
Brooks-James	2	32	16.0	16	0
Snell Jr.	1	8	8.0	8	0
Team	29	525	18.1	34	0
Opponents	44	946	21.5	46	0

FIELD GOALS

	1-19	20-29	30-39	40-49	50+
Boswell	1/1	11/11	7/7	9/10	1/2
Steelers	1/1	11/11	7/7	9/10	1/2
Opponents	0/0	8/8	9/9	7/10	1/4
Boswell: (19G)(41G,33G)(46G,26G)(29G,49G)(41G,29G,33G)(20G)(42G,54N,41G)(21G,51G,33G,26G)(33G)(44N)(26G,47G,26G)(39G,29G)(30G,37G,25G)(49G)(49G)(26G)					
Opponent: (25G,41G,35G,39G)(58N)(24G)(28G)(27G,26G,48G,46G)(43N,38G)(25G,43N)(56N,30G)(45N,50N)(27G)(31G,34G)(30G)(36G)(54G,37G,42G)(45G,22G,42G,47G)					

2018 Final Regular-Season Statistics (Won 9, Lost 6, Tied 1)

SCHEDULE

Date	W-L	Score	Opponent	Attendance
9/9	T	21-21	at Cleveland	67,431
9/16	L	42-37	Kansas City	63,956
9/24	W	30-27	at Tampa Bay	62,571
9/30	L	26-14	Baltimore	62,030
10/7	W	41-17	Atlanta	64,781
10/14	W	28-21	at Cincinnati	60,594
10/28	W	33-18	Cleveland	63,780
11/4	W	23-16	at Baltimore	70,997
11/8	W	52-21	Carolina	62,881
11/18	W	20-16	at Jacksonville	67,683
11/25	L	24-17	at Denver	76,536
12/2	L	33-30	Los Angeles	61,069
12/9	L	24-21	at Oakland	53,960
12/16	W	17-10	New England	65,280
12/23	L	31-28	at New Orleans	73,086
12/30	W	16-13	Cincinnati	63,874

TEAM STATISTICS

	Pittsburgh	Opponent
Total First Downs	378	317
Rushing	88	84
Passing	251	200
Penalty	39	33
3rd Down: Made/Att	88/198	72/197
3rd Down Pct.	44.4%	36.5%
4th Down: Made/Att	9/14	7/13
4th Down Pct.	64.3%	53.8%
Possession Avg.	30:41	29:19
Total Net Yards	6453	5235
Avg. Per Game	403.3	327.2
Total Plays	1058	987
Avg. Per Play	6.1	5.3
Net Yards Rushing	1445	1538
Avg. Per Game	90.3	96.1
Total Rushes	345	369
Net Yards Passing	5008	3697
Avg. Per Game	313.0	231.1
Sacked/Yards Lost	24/166	52/347
Gross Yards	5174	4044
Attempts/Completions	689/459	566/362
Completion Pct.	66.6%	64.0%
Had Intercepted	17	8
Punts/Average	64/43.4	82/44.0
Net Punting Avg.	38.4	39.5
Penalties/Yards	111/1026	136/1170
Fumbles/Ball Lost	21/9	16/7
Touchdowns	54	42
Rushing	16	13
Passing	35	27
Returns	3	2

SCORE BY PERIOD

	Q1	Q2	Q3	Q4	OT	Pts
Steelers	70	166	101	91	0	428
Opponents	96	69	72	123	0	360

PASSING

	Att	Cmp	Yds	Cmp%	TD	Int	Long	Sack/Lost	Rating
Roethlisberger	675	452	5129	67.0%	34	16	97t	24/166	96.5
Dobbs	12	6	43	50.0%	0	1	22t	0/0	24.0
Boswell	1	1	2	100.0%	1	0	2t	0/0	118.8
Brown	1	0	0	0.0%	0	0	0	0/0	39.6
Steelers	689	459	5174	66.6%	35	17	97t	24/166	95.5
Opponents	566	362	4044	64.0%	27	8	71	52/347	95.2

SCORING

	TD	Ru	Pa	Rt	PAT	FG	2Pt	Pts
Brown	15	0	15	0	0/0	0/0	0	90
Boswell	0	0	0	0	043/48	13/20	0	82
Conner	13	12	1	0	0/0	0/0	2	82
Smith-Schuster	7	0	7	0	0/0	0/0	1	44
McDonald	4	0	4	0	0/0	0/0	0	24
Samuels	3	0	3	0	0/0	0/0	0	18
Roethlisberger	3	3	0	0	0/0	0/0	0	18
James	2	0	2	0	0/0	0/0	0	12
McCrane	0	0	0	0	1/1	3/3	0	10
Washington	1	0	1	0	0/0	0/0	0	6
Dupree	1	0	0	1	0/0	0/0	0	6
Switzer	1	0	1	0	0/0	0/0	0	6
Villanueva	1	0	1	0	0/0	0/0	0	6
Ridley	1	1	0	0	0/0	0/0	0	6
Ford	1	0	0	1	0/0	0/0	0	6
Williams	1	0	0	1	0/0	0/0	0	6
Rogers	0	0	0	0	0/0	0/0	1	2
Burns	0	0	0	0	0/0	0/0	0	2
Steelers	54	16	35	344	4916	23	4	428
Opponents	42	13	27	238	3922	26	2	360

2-Pt. Conversions: Steelers 4/5, Opponents: 2/3
Sacks: Watt 13.0, C. Heyward 8.0, Hargrave 6.5, Tuitt 5.5, Dupree 5.5, Williams 4.5, Bostic 2.5, Chickillo 1.5, Edmunds 1.0, Fort 1.0, Hilton 1.0, McCullers 1.0
Steelers: 51.0, Opponents: 24.0

RUSHING

	No.	Yds	Avg	Long	TD
Conner	215	973	4.5	30	12
Samuels	56	256	4.6	25	0
Roethlisberger	31	98	3.2	18	3
Ridley	29	80	2.8	12	1
Switzer	6	21	3.5	8	0
Smith-Schuster	1	13	13.0	13	0
Dobbs	4	11	2.8	10	0
Nix	1	4	4.0	4	0
Rogers	1	-4	-4.0	-4	0
Heyward-Bey	1	-7	-7.0	-7	0
Steelers	345	1445	4.2	30	1
Opponents	369	1538	4.2	51	13

RECEIVING

	No.	Yds	Avg	Long	TD
Smith-Schuster	111	1426	12.8	97t	7
Brown	104	1297	12.5	78t	15
Conner	55	497	9.0	29	1
McDonald	50	610	12.2	75t	4
Switzer	36	253	7.0	24	1
James	30	423	14.1	51	2
Samuels	26	199	7.7	23	3
Washington	16	217	13.6	47	1
Rogers	12	79	6.6	17	0
Grimble	6	86	14.3	23	0
Nix	4	38	9.5	19	0
Hunter	3	21	7.0	12	0
Ridley	3	18	6.0	10	0
Heyward-Bey	1	9	9.0	9	0
Villanueva	1	2	2.0	2t	1
Roethlisberger	1	-1	-1.0	-1	0
Steelers	459	5174	11.3	97t	35
Opponents	362	4044	11.2	71	27

INTERCEPTIONS

	No.	Yds	Avg	Long	TD
Haden	2	0	0.0	0	0
Edmunds	1	35	35.0	35	0
Davis	1	27	27.0	27	0
Williams	1	17	17.0	17t	1
Dupree	1	10	10.0	10t	1
Hilton	1	0	0.0	0	0
Sutton	1	0	0.0	0	0
Steelers	8	89	11.1	35	2
Opponents	17	147	8.6	58t	1

PUNTING

	No.	Yds	Avg	Net	TB	In	Lg	B
Berry	63	2753	43.7	38.8	4	28	69	0
Roethlisberger	1	27	27.0	9.0	0	0	27	0
Steelers	64	2780	43.4	38.4	4	28	69	0
Opponents	82	3610	44.0	39.5	6	28	64	1

PUNT RETURNS

	Ret	FC	Yds	Avg	Long	TD
Switzer	30	26	252	8.4	23	0
Samuels	1	0	0	0.0	0	0
Team	31	26	252	8.1	23	0
Opponents	17	25	245	14.4	73t	1

KICKOFF RETURNS

	No.	Yds	Avg	Long	TD
Switzer	30	607	20.2	35	0
Nix	1	12	12.0	12	0
Samuels	1	0	0.0	0	0
Steelers	32	619	19.3	35	0
Opponents	35	727	20.8	51	0

FIELD GOALS

	1-19	20-29	30-39	40-49	50+
Boswell	0/0	3/3	4/6	5/10	1/1
McCrane	0/0	0/0	2/2	1/1	0/0
Steelers	0/0	3/3	6/8	6/11	1/1
Opponents	0/0	6/6	6/6	10/12	0/2

(21G, 24G)(42G)(29G)(50G)(48B, 41G)(48G)
 (39N, 40N)(32N, 48G)(49G, 30G)
 TM: 42N)(49N)(38G, 47N)(34G, 39G)(21G, 24G)(42G)(29G)(50G)(48B, 41G)(48G)(39N, 40N)(32N, 48G)(49G, 30G)(39G, 47G, 35G)
 OPP: (43B)(21G, 28G)(47G, 49G, 28G, 31G)
 (47G)(34G, 45G, 41N)(23G, 23G, 37G)(48G, 38G, 43G)(41G)(52G, 29G)(44G)(33G)(43G, 50B)(49G, 32G)

2017 Final Regular-Season Statistics (Won 13, Lost 3)

SCHEDULE

Date	W-L	Score	Opponent	Attendance
9/10	W	21-18	at Cleveland	67,431
9/17	W	26-9	Minnesota	65,971
9/24	L	23-17	at Chicago	61,172
10/1	W	26-9	at Baltimore	71,126
10/8	L	30-9	Jacksonville	66,237
10/15	W	19-13	at Kansas City	76,994
10/22	W	29-14	Cincinnati	65,363
10/29	W	20-15	at Detroit	64,983
11/12	W	20-17	at Indianapolis	66,146
11/16	W	40-17	Tennessee	60,703
11/26	W	31-28	Green Bay	62,147
12/4	W	23-20	at Cincinnati	56,029
12/10	W	39-38	Baltimore	60,069
12/17	L	27-24	New England	68,574
12/25	W	34-6	at Houston	71,842
12/31	W	28-24	Cleveland	50,704

TEAM STATISTICS

	Pittsburgh	Opponent
Total First Downs	348	270
Rushing	96	89
Passing	217	157
Penalty	35	24
3rd Down: Made/Att	92/209	72/199
3rd Down Pct.	44.0%	36.2%
4th Down: Made/Att	3/8	6/19
4th Down Pct.	37.5%	31.6%
Possession Avg.	31:56	28:04
Total Net Yards	6047	4910
Avg. Per Game	377.9	306.9
Total Plays	1051	940
Avg. Per Play	5.8	5.2
Net Yards Rushing	1667	1693
Avg. Per Game	104.2	105.8
Total Rushes	437	385
Net Yards Passing	4380	3217
Avg. Per Game	273.8	201.1
Sacked/Yards Lost	24/154	56/393
Gross Yards	4534	3610
Attempts/Completions	590/384	499/297
Completion Pct.	65.1%	59.5%
Had Intercepted	15	16
Punts/Average	64/43.2	77/45.1
Net Punting Avg.	39.8	42.4
Penalties/Yards	101/896	110/1041
Fumbles/Ball Lost	15/5	19/6
Touchdowns	43	36
Rushing	12	14
Passing	29	20
Returns	2	2

SCORE BY PERIOD

	Q1	Q2	Q3	Q4	OT	Pts
Steelers	79	137	87	103	0	406
Opponents	65	84	91	62	6	308

PASSING

	Att	Cmp	Yds	Cmp%	TD	Int	Long	Sack/Lost	Rating
Roethlisberger	561	360	4251	64.2%	28	14	97t	21/139	93.4
Jones	28	23	239	82.1%	1	1	46	3/15	99.3
Golden	1	1	44	100.0%	0	0	44	0/0	118.8
Steelers	590	384	4534	65.1%	29	15	97t	24/154	94.1
Opponents	499	297	3610	59.5%	20	16	75t	56/393	81.8

SCORING

	TD	Ru	Pa	Rt	PAT	FG	2Pt	Pts
Boswell	0	0	0	0	37/39	35/38	0	142
Bell	11	9	2	0	0/0	0/0	0	66
Brown	9	0	9	0	0/0	0/0	1	56
Smith-Schuster	8	0	7	1	0/0	0/0	0	48
Bryant	3	0	3	0	0/0	0/0	1	20
James	3	0	3	0	0/0	0/0	0	18
Nix	2	1	1	0	0/0	0/0	0	12
Grimble	1	0	1	0	0/0	0/0	0	6
Heyward-Bey	1	1	0	0	0/0	0/0	0	6
Rogers	1	0	1	0	0/0	0/0	0	6
Chickillo	1	0	0	1	0/0	0/0	0	6
Ridley	1	1	0	0	0/0	0/0	0	6
McDonald	1	0	1	0	0/0	0/0	0	6
Hunter	1	0	1	0	0/0	0/0	0	6
Steelers	43	12	29	237/3935	38	2	406	
Opponents	36	14	20	228/3120	24	2	308	

2-Pt Conversions: Steelers 2/4, Opponents: 2/4

Sacks: Heyward 12.0, Williams 8.0, Watt 7.0, Dupree 6.0, Hilton 4.0, Alualu 4.0, Chickillo 3.0, Tuitt 3.0, Hargrave 2.0, Walton 2.0, Davis 1.0, Harrison 1.0, Fort 1.0, Spence 1.0, Haden 1.0

Steelers: 56.0, Opponents: 24.0

RUSHING

	No.	Yds	Avg	Long	TD
Bell	321	1291	4.0	27	9
Conner	32	144	4.5	23	0
Ridley	26	108	4.2	21	1
Roethlisberger	28	47	1.7	14	0
Heyward-Bey	2	32	16.0	29t	1
Toussaint	6	25	4.2	7	0
Bryant	6	22	3.7	13	0
Watson	5	8	1.6	3	0
Nix	3	0	0.0	1t	1
Jones	8	-10	-1.3	0	0
Steelers	437	1667	3.8	29t	12
Opponents	385	1693	4.4	90t	14

RECEIVING

	No.	Yds	Avg	Long	TD
Brown	101	1533	15.2	57	9
Bell	85	655	7.7	42	2
Smith-Schuster	58	917	15.8	97t	7
Bryant	50	603	12.1	51	3
James	43	372	8.7	32	3
Rogers	18	149	8.3	18t	1
McDonald	14	188	13.4	28	1
Grimble	5	32	6.4	12	1
Hunter	4	23	5.8	7	1
Heyward-Bey	2	47	23.5	44	0
Toussaint	2	9	4.5	7	0
Nix	2	6	3.0	5	1
Conner	0	0	0	0	0
Steelers	384	4534	11.8	97t	29
Opponents	297	3610	12.2	75t	20

INTERCEPTIONS

	No.	Yds	Avg	Long	TD
Davis	3	76	25.3	41	0
Shazier	3	2	0.7	2	0
Hilton	2	45	22.5	26	0
Sensabaugh	1	32	32.0	32	0
Watt	1	17	17.0	17	0
Williams	1	13	13.0	13	0
Haden	1	1	1.0	1	0
Wilcox	1	0	0.0	0	0
Burns	1	0	0.0	0	0
Golden	1	-1	-1.0	-1	0
Gay	1	-1	-1.0	-1	0
Steelers	16	184	11.5	41	0
Opponents	15	152	10.1	51t	2

PUNTING

	No.	Yds	Avg	Net	TB	In	Lg	B
Berry	64	2763	43.2	39.8	2	26	62	0
Steelers	64	2763	43.2	39.8	2	26	62	0
Opponents	77	3469	45.1	42.4	0	30	62	1

PUNT RETURNS

	Ret	FC	Yds	Avg	Long	TD
Rogers	19	10	146	7.7	27	0
Brown	11	10	61	5.5	16	0
Steelers	30	20	207	6.9	27	0
Opponents	23	24	177	7.7	32	0

KICKOFF RETURNS

	No.	Yds	Avg	Long	TD
Smith-Schuster	9	240	26.7	96t	1
Bryant	9	151	16.8	38	0
Watson	7	140	20.0	25	0
Toussaint	6	94	15.7	23	0
Golden	1	5	5.0	5	0
Grimble	1	0	0.0	0	0
Steelers	33	630	19.1	96t	1
Opponents	43	906	21.1	40	0

FIELD GOALS

	1-19	20-29	30-39	40-49	50+
Boswell	0/0	10/10	12/14	9/10	4/4
Steelers	0/0	10/10	12/14	9/10	4/4
Opponents	1/1	2/2	5/5	10/12	2/4
Boswell: (1)(46G, 29G, 37G, 43G)(35B, 32G)					
(31G, 49G, 44N)(29G, 34G, 20G)(24G)					
(22G, 24G, 41G, 49G, 25G)(34G, 38G)					
(41G, 37N, 33G)(41G, 28G, 50G, 26G)(53G)					
(30G, 37G, 38G)(52G, 43G, 24G, 46G)(51G)					
(34G, 36G)(1)					
TM: (1)(46G, 29G, 37G, 43G)(35B, 32G)					
(31G, 49G, 44N)(29G, 34G, 20G)(24G)					
(22G, 24G, 41G, 49G, 25G)(34G, 38G)					
(41G, 37N, 33G)(41G, 28G, 50G, 26G)(53G)					
(30G, 37G, 38G)(52G, 43G, 24G, 46G)(51G)					
(34G, 36G)(1)					
OPP: (24G)(42G)(47N, 24G, 32G)(62N, 42G)					
(47G)(46G, 33G)(48G, 37G, 51G, 34G, 19G)					
(48G)(48B, 44G)(57N)(35G, 41G)(47G)(46G)					
(1)(51G)					

2016 Final Regular-Season Statistics (Won 11, Lost 5)

SCHEDULE

Date	W-L	Score	Opponent	Attendance
9/12	W	38-16	at Washington	79,124
9/18	W	24-16	Cincinnati	65,072
9/25	L	34-3	at Philadelphia	69,596
10/2	W	43-14	Kansas City	61,278
10/9	W	31-13	N.Y. Jets	66,385
10/16	L	30-15	at Miami	65,351
10/23	L	27-16	New England	66,009
11/6	L	21-14	at Baltimore	71,286
11/13	L	35-30	Dallas	67,737
11/20	W	24-9	at Cleveland	67,431
11/24	W	28-7	at Indianapolis	66,583
12/4	W	24-14	N.Y. Giants	65,825
12/11	W	27-20	at Buffalo	69,657
12/18	W	24-20	at Cincinnati	62,096
12/25	W	31-27	Baltimore	66,276
1/1	W	27-24	Cleveland	55,921

TEAM STATISTICS

	Pittsburgh	Opponent
Total First Downs	336	313
Rushing	97	95
Passing	210	184
Penalty	29	34
3rd Down: Made/Att	83/202	88/214
3rd Down Pct.	41.1%	41.1%
4th Down: Made/Att	9/16	11/21
4th Down Pct.	56.3%	52.4%
Possession Avg.	30:22	29:38
Total Net Yards	5962	5482
Avg. Per Game	372.6	342.6
Total Plays	1026	997
Avg. Per Play	5.8	5.5
Net Yards Rushing	1760	1600
Avg. Per Game	110.0	100.0
Total Rushes	409	369
Net Yards Passing	4202	3882
Avg. Per Game	262.6	242.6
Sacked/Yards Lost	21/175	38/259
Gross Yards	4377	4141
Attempts/Completions	596/381	590/381
Completion Pct.	63.9%	64.6%
Had Intercepted	15	13
Punts/Average	69/44.9	70/43.4
Net Punting Avg.	40.2	38.8
Penalties/Yards	113/1068	109/920
Fumbles/Ball Lost	16/3	21/10
Touchdowns	47	36
Rushing	13	15
Passing	33	20
Returns	1	1

SCORE BY PERIOD

	Q1	Q2	Q3	Q4	OT	Pts
Steelers	95	94	59	145	6	399
Opponents	62	83	74	105	3	327

PASSING

	Att	Cmp	Yds	Cmp%	TD	Int	Long	Sack/Lost	Rating
Roethlisberger	509	328	3819	64.4%	29	13	72t	17/141	95.4
L. Jones	86	53	558	61.6%	4	2	51	4/34	86.3
Bell	1	0	0	0.0%	0	0	0	0/0	39.6
Steelers	596	381	4377	63.9%	33	15	72t	21/175	93.9
Opponents	590	381	4141	64.6%	20	13	95t	38/259	87.3

SCORING

	TD	Ru	Pa	Rt	PAT	FG	2Pt	Pts
Boswell	0	0	0	036/3621/25	0	99		
Brown	12	0	12	0/0	0/0	0	72	
Bell	9	7	2	0/0	0/0	1	56	
D. Williams	6	4	2	0/0	0/0	0	36	
Heyward-Bey	3	1	2	0/0	0/0	0	18	
Rogers	3	0	3	0/0	0/0	0	18	
James	3	0	3	0/0	0/0	0	18	
Coates	2	0	2	0/0	0/0	0	12	
Grimble	2	0	2	0/0	0/0	0	12	
Hamilton	2	0	2	0/0	0/0	0	12	
Bullock	0	0	0	1/1	3/3	0	10	
Wheaton	1	0	1	0/0	0/0	1	8	
Green	1	0	1	0/0	0/0	0	6	
Roethlisberger	1	1	0	0/0	0/0	0	6	
Ayers	1	0	1	0/0	0/0	0	6	
Hargrave	1	0	1	0/0	0/0	0	6	
D.Johnson	0	0	0	0/0	0/0	1	2	
Steelers	47	13	33	137/3724/28	3	399		
Opponents	36	15	20	129/3226/31	2	327		

2-P Conversion: Steelers 3/9, Opponents: 2/4
Sacks: Harrison 5.0, Dupree 4.5, Tuitt 4.0, Shazier 3.5, Moats 3.5, Heyward 3.0, Timmons 2.5, Chickillo 2.5, Hargrave 2.0, V. Williams 2.0, Davis 1.5, Gay 1.0, Mathews 1.0, McCullers 1.0, J.Jones 1.0 **Steelers: 38.0, Opponents: 21.0**

RUSHING

	No.	Yds	Avg	Long	TD
Bell	261	1268	4.9	44	7
D. Williams	98	343	3.5	17	4
Heyward-Bey	1	60	60.0	60t	1
Toussaint	14	58	4.1	16	0
Roethlisberger	16	14	0.9	14	1
Coates	4	14	3.5	15	0
Brown	3	9	3.0	13	0
Richardson	2	7	3.5	6	0
Rogers	1	6	6.0	6	0
Berry	1	-3	-3.0	-3	0
L. Jones	6	-4	-0.7	0	0
Ayers	2	-12	-6.0	0	0
Steelers	409	1760	4.3	60t	13
Opponents	369	1600	4.3	67	15

RECEIVING

	No.	Yds	Avg	Long	TD
Brown	106	1284	12.1	51	12
Bell	75	616	8.2	32	2
Rogers	48	594	12.4	39	3
James	39	338	8.7	24	3
Coates	21	435	20.7	72t	2
Green	18	304	16.9	37	1
D. Williams	18	118	6.6	20	2
Hamilton	17	234	13.8	39	2
Grimble	11	118	10.7	20t	2
Johnson	7	80	11.4	26	0
Heyward-Bey	6	114	19.0	46	2
Ayers	6	53	8.8	15	1
Wheaton	4	51	12.8	30t	1
Toussaint	3	33	11.0	15	0
Nix	2	5	2.5	3	0
Steelers	381	4377	11.5	72t	33
Opponents	381	4141	10.9	95t	20

INTERCEPTIONS

	No.	Yds	Avg	Long	TD
Burns	3	13	4.3	9	0
Shazier	3	0	0.0	0	0
Timmons	2	74	37.0	58	0
Mitchell	1	26	26.0	26	0
J. Jones	1	20	20.0	20	0
Gay	1	0	0.0	0	0
Davis	1	0	0.0	0	0
Harrison	1	0	0.0	0	0
Steelers	13	133	10.2	58	0
Opponents	15	220	14.7	67	0

PUNTING

	No.	Yds	Avg	Net	TB	In	Lg	B
Berry	68	3100	45.6	40.2	3	25	64	1
Steelers	69	3100	44.9	40.2	3	25	64	1
Opponents	70	3039	43.4	38.8	7	23	58	0

PUNT RETURNS

	Ret	FC	Yds	Avg	Long	TD
Brown	15	15	140	9.3	33	0
Rogers	7	4	45	6.4	15	0
Steelers	22	19	185	8.4	33	0
Opponents	28	17	269	9.6	39	0

KICKOFF RETURNS

	No.	Yds	Avg	Long	TD
Toussaint	13	278	21.4	33	0
Coates	6	150	25.0	44	0
Hamilton	5	83	16.6	20	0
J. Gilbert	3	69	23.0	32	0
Brown	1	23	23.0	23	0
Steelers	28	603	21.5	44	0
Opponents	29	717	24.7	72	0

FIELD GOALS

	1-19	20-29	30-39	40-49	50+
Boswell	0/0	2/2	8/9	11/12	0/2
Bullock	0/0	0/0	2/2	1/1	0/0
Steelers	0/0	2/2	10/11	12/13	0/2
Opponents	0/0	8/9	10/10	7/9	1/3
Boswell:(46G)(49G)(36B,40G)(47G)(42N,32G,46G,44G,54N)(39G,55N,25G)(32G,33G,22G)(37G,39G)(45G,49G,49G,40G,49G,30G)(36G)(46G)(49G)(49G)(47G)(42N,32G,46G,44G,54N)(39G,55N,25G)(32G,33G,22G)(44G,34G,38G)(37G,39G)(45G,49G,49G,40G,49G,30G)(36G)(49G,49G,40G,49G,30G)(25G,33G,21G)(29G,38G)(49N)(35G,48G)(30G,23G,30G,24B,50N)(49G,42G)(37G,53G,46G)(24G)(52N)(0)(23G,22G)(41G,38G,46G,23G)(49N,34G)					

2015 Final Regular-Season Statistics (Won 10, Lost 6)

SCHEDULE

Date	W-L	Score	Opponent	Attendance
9/10	L	28-21	at New England	66,829
9/20	W	43-18	San Francisco	66,472
9/27	W	12-6	at St. Louis	52,433
10/1	L	23-20/OT	Baltimore	66,929
10/12	W	24-20	at San Diego	67,658
10/18	W	25-13	Arizona	63,846
10/25	L	23-13	at Kansas City	76,365
11/1	L	16-10	Cincinnati	64,750
11/8	W	38-35	Oakland	65,520
11/15	W	30-9	Cleveland	64,402
11/29	L	39-30	at Seattle	69,055
12/6	W	45-10	Indianapolis	58,701
12/13	W	33-20	at Cincinnati	65,564
12/20	W	34-27	Denver	67,234
12/27	L	20-17	at Baltimore	71,261
1/3	W	28-12	at Cleveland	66,693

TEAM STATISTICS

	Pittsburgh	Opponent
Total First Downs	331	327
Rushing	91	71
Passing	207	231
Penalty	33	25
3rd Down: Made/Att	75/193	90/225
3rd Down Pct.	38.9%	40.0%
4th Down: Made/Att	4/12	7/24
4th Down Pct.	33.3%	29.2%
Possession Avg.	29:24	30:36
Total Net Yards	6327	5809
Avg. Per Game	395.4	363.1
Total Plays	1011	1055
Avg. Per Play	6.3	5.5
Net Yards Rushing	1724	1459
Avg. Per Game	107.8	91.2
Total Rushes	388	382
Net Yards Passing	4603	4350
Avg. Per Game	287.7	271.9
Sacked/Yards Lost	33/219	48/311
Gross Yards	4822	4661
Attempts/Completions	590/391	625/402
Completion Pct.	66.3%	64.3%
Had Intercepted	21	17
Punts/Average	59/42.6	70/43.8
Net Punting Avg.	39.1	38.8
Penalties/Yards	94/868	121/1149
Fumbles/Ball Lost	16/7	27/13
Touchdowns	45	35
Rushing	16	6
Passing	26	29
Returns	3	0

SCORE BY PERIOD

	Q1	Q2	Q3	Q4	OT	Pts
Steelers	63	134	81	145	0	423
Opponents	64	92	37	123	3	319

PASSING

	Att	Cmp	Yds	Cmp%	TD	Int	Long	Sack/Lost	Rating
Roethlisberger	469	319	3938	68.0%	21	16	69t	20/141	94.5
L.Jones	55	32	513	58.2%	3	4	88t	2/17	77.3
Vick	66	40	371	60.6%	2	1	72t	10/53	79.8
A.Brown	0	0	0	0.0%	0	0	0	1/8	0.0
Steelers	590	391	4822	66.3%	26	21	88t	33/219	91.2
Opponents	625	402	4661	64.3%	29	17	80t	48/311	90.9

SCORING

	TD	Ru	Pa	Rt	PAT	FG	2Pt	Pts
Boswell	0	0	0	0	026/2729	32	0	113
A. Brown	11	0	10	1	0/0	0/0	2	70
Williams	11	11	0	0	0/0	0/0	1	68
Bryant	7	1	6	0	0/0	0/0	0	42
Wheaton	5	0	5	0	0/0	0/0	1	32
Scobie	0	0	0	0	6/7	6/10	0	24
Bell	3	3	0	0	0/0	0/0	0	18
Miller	2	0	2	0	0/0	0/0	1	14
Heyward-Bey	2	0	2	0	0/0	0/0	0	12
James	1	0	1	0	0/0	0/0	1	8
Johnson	1	1	0	0	0/0	0/0	1	8
Blake	1	0	0	1	0/0	0/0	0	6
Gay	1	0	0	1	0/0	0/0	0	6
Toussaint	0	0	0	0	0/0	0/0	1	2
Steelers	45	16	26	332	3435	42	8	423
Opponents	35	6	29	029	3226	31	1	319

2-Pt. Conversions: Steelers 8/11, Opponents: 1/3

Sacks: Heyward 7.0, Tuitt 6.5, Harrison 5.0, Timmons 5.0, Moats 4.0, Allen 4.0, Dupree 4.0, Shazier 3.5, J. Jones 2.0, Blake 1.0, Boykin 1.0, McLendon 1.0, Spence 1.0, Gay 1.0, Williams 0.5, McCullers 0.5 **Steelers: 47.0, Opponents: 33.0**

RUSHING

	No.	Yds	Avg	Long	TD
Williams	200	907	4.5	55	11
Bell	113	556	4.9	42	3
Vick	20	99	5.0	24	0
Toussaint	18	42	2.3	7	0
Bryant	5	37	7.4	13	1
Roethlisberger	15	29	1.9	13	0
A. Brown	3	28	9.3	16	0
Todman	4	22	5.5	11	0
Johnson	4	7	1.8	6	1
Miller	1	2	2.0	2	0
Jac. Jones	5	-1	-1.0	0	0
Steelers	388	1724	4.4	55	16
Opponents	382	1459	3.8	44	6

RECEIVING

	No.	Yds	Avg	Long	TD
A. Brown	136	1834	13.5	59	10
Miller	60	535	8.9	27	2
Bryant	50	765	15.3	88t	6
Wheaton	44	749	17.0	72t	5
Williams	40	367	9.2	34	0
Bell	24	136	5.7	20	0
Heyward-Bey	21	314	15.0	66	2
James	8	56	7.0	20	1
Johnson	2	16	8.0	11	0
Nix	2	16	8.0	10	0
Spaeth	2	10	5.0	6	0
Murphy	1	16	16.0	16	0
Coates	1	11	11.0	11	0
Toussaint	0	0	0	0	0
Villanueva	0	0	0	0	0
Todman	0	0	0	0	0
Roethlisberger	0	-3	0	-3	0
Steelers	391	4822	12.3	88t	26
Opponents	402	4661	11.6	80t	29

INTERCEPTIONS

	No.	Yds	Avg	Long	TD
Mitchell	3	16	5.3	9	0
Blake	2	112	56.0	70t	1
Cockrell	2	62	31.0	37	0
Gay	2	30	15.0	23t	1
Golden	1	27	27.0	27	0
W.Allen	1	20	20.0	20	0
Harrison	1	6	6.0	6	0
J. Jones	1	5	5.0	5	0
Tuitt	1	3	3.0	3	0
Boykin	1	1	1.0	1	0
Timmons	1	0	0.0	0	0
Shazier	1	0	0.0	0	0
Steelers	17	282	16.6	70t	2
Opponents	21	241	11.5	54	0

PUNTING

	No.	Yds	Avg	Net	TB	In	Lg	B
Berry	59	2511	42.6	39.1	2	28	79	0
Steelers	59	2511	42.6	39.1	2	28	79	0
Opponents	70	3066	43.8	38.8	6	23	67	0

PUNT RETURNS

	Ret	FC	Yds	Avg	Long	TD
A. Brown	22	13	212	9.6	71t	1
Jac. Jones	6	4	19	3.2	14	0
Steelers	28	17	231	8.3	71t	1
Opponents	19	21	165	8.7	25	0

KICKOFF RETURNS

	No.	Yds	Avg	Long	TD
Archer	14	354	25.3	38	0
Jac. Jones	9	220	24.4	36	0
Wheaton	5	105	21.0	28	0
Todman	1	22	22.0	22	0
Steelers	29	701	24.2	38	0
Opponents	54	1200	22.2	60	0

FIELD GOALS

	1-19	20-29	30-39	40-49	50+
Boswell	1/1	9/9	8/8	9/12	2/2
Scobie	0/0	2/2	1/1	3/7	0/0
Steelers	1/1	11/11	9/9	12/19	2/2
Opponents	0/0	7/7	7/7	9/11	3/6
[45G, 36G, 49N, 41N]				[21G, 41G]	
Boswell: [47G] [47G, 48G, 51G, 28G] [24G, 36G] [32G] [34G, 38G, 41N, 18G] [24G, 34G, 25G] [44G, 25G, 22G] [29G, 51G, 47N, 42G] [42G, 47G, 45G, 31G] [24G, 41G] [34G] [48N, 39G, 21G]					
Opponents: [] [47G] [49G, 27G] [40G, 42G, 52G] [60N, 40G, 54G] [47N, 31G, 39G] [30G, 22G, 27G, 54N] [44G, 45G, 42N, 44G] [] [23G] [] [35G] [54N, 46G, 27G] [] [37G, 50G] [29G, 39G, 33G, 29G]					

● Team Record

2014 Final Regular-Season Statistics (Won 11, Lost 5)

SCHEDULE

Date	W-L	Score	Opponent	Attendance
9/7	W	30-27	Cleveland	64,598
9/11	L	26-6	at Baltimore	71,181
9/21	W	37-19	at Carolina	73,945
9/28	L	27-24	Tampa Bay	62,910
10/5	W	17-9	at Jacksonville	66,198
10/12	L	31-10	at Cleveland	67,431
10/20	W	30-23	Houston	56,375
10/26	W	51-34	Indianapolis	62,479
11/2	W	43-23	Baltimore	63,971
11/9	L	20-13	at N.Y. Jets	78,160
11/17	W	27-24	at Tennessee	69,143
11/30	L	35-32	New Orleans	61,916
12/7	W	42-21	at Cincinnati	65,512
12/14	W	27-20	at Atlanta	71,161
12/21	W	20-12	Kansas City	60,865
12/28	W	27-17	Cincinnati	64,697

TEAM STATISTICS

	Pittsburgh	Opponent
Total First Downs	379	314
Rushing	98	88
Passing	243	193
Penalty	38	33
3rd Down: Made/Att	93/208	71/189
3rd Down Pct.	44.7%	37.6%
4th Down: Made/Att	5/10	10/14
4th Down Pct.	50.0%	71.4%
Possession Avg.	32:24	27:36
Total Net Yards	6577	5654
Avg. Per Game	411.1	353.4
Total Plays	1068	944
Avg. Per Play	6.2	6.0
Net Yards Rushing	1752	1605
Avg. Per Game	109.5	100.3
Total Rushes	423	368
Net Yards Passing	4825	4049
Avg. Per Game	301.6	253.1
Sacked/Yards Lost	33/172	33/194
Gross Yards	4997	4243
Attempts/Completions	612/411	543/350
Completion Pct.	67.2%	64.5%
Had Intercepted	10	11
Punts/Average	62/43.0	68/45.3
Net Punting Avg.	38.2	39.7
Penalties/Yards	103/834	97/835
Fumbles/Ball Lost	16/11	20/10
Touchdowns	49	40
Rushing	10	9
Passing	33	30
Returns	6	1

SCORE BY PERIOD

	Q1	Q2	Q3	Q4	OT	Pts
Steelers	65	167	52	152	0	436
Opponents	77	104	88	99	0	368

PASSING

	Att	Cmp	Yds	Cmp%	TD	Int	Long	Sack/Lost	Rating
Roethlisberger	608	408	4952	67.1%	32	9	94t	33/172	103.3
Golden	1	1	25	100.0%	0	0	25	0/0	118.8
A. Brown	2	2	20	100.0%	1	0	17	0/0	147.9
Wing	1	0	0	0.0%	0	1	0	0/0	0.0
Steelers	612	411	4997	67.2%	33	10	94t	33/172	103.2
Opponents	543	350	4243	64.5%	30	11	81t	33/194	98.3

SCORING

	TD	Ru	Pa	Rt	PAT	FG	2Pt	Pts
Suisham	0	0	0	0	045/4529/32	0	1	32
A. Brown	14	0	13	1	0/0	0/0	1	86
Bell	11	8	3	0	0/0	0/0	0	66
Bryant	8	0	8	0	0/0	0/0	0	48
Miller	3	0	3	0	0/0	0/0	1	20
Gay	3	0	0	3	0/0	0/0	0	18
Moore	2	0	2	0	0/0	0/0	1	14
Blount	2	2	0	0	0/0	0/0	0	12
Wheaton	2	0	2	0	0/0	0/0	0	12
Spaeth	1	0	1	0	0/0	0/0	1	8
McCain	1	0	0	1	0/0	0/0	0	6
Palmer	1	0	1	0	0/0	0/0	0	6
Golden	1	0	0	1	0/0	0/0	0	6
Steelers	49	10	33	645/4529/32	4	436		
Opponents	40	9	30	138/3830/32	0	368		

Sacks: Heyward 7.5, Worldis 7.5, Harrison 5.5, Moats 4.0, Jones 2.0, Timmons 2.0, McLendon 1.0, Spence 1.0, Tuitt 1.0, Keisel 1.0, Thomas 0.5
Steelers: 33.0, Opponents: 33.0
2-Pt. Conversions: Steelers 4/4, Opponents: 0/2

RUSHING

	No.	Yds	Avg	Long	TD
Bell	290	1361	4.7	81	8
Blount	65	266	4.1	50	2
Archer	10	40	4.0	15	0
Roethlisberger	33	27	0.8	8	0
Wheaton	4	19	4.8	12	0
Harris	9	16	1.8	4	0
A. Brown	4	13	3.3	9	0
Bryant	3	12	4.0	9	0
Johnson	2	0	0.0	0	0
Wing	1	0	0.0	0	0
Gradkowski	2	-2	-1.0	-1	0
Steelers	423	1752	4.1	81	10
Opponents	368	1605	4.4	41	9

RECEIVING

	No.	Yds	Avg	Long	TD
A. Brown	129	1698	13.2	63t	13
Bell	83	854	10.3	48	3
Miller	66	761	11.5	49	3
Wheaton	53	644	12.2	47t	2
Bryant	26	549	21.1	94t	8
Moore	14	198	14.1	29	2
J. Brown	12	94	7.8	18	0
Archer	7	23	3.3	15	0
Johnson	6	41	6.8	18	0
Blount	6	36	6.0	13	0
Spaeth	3	46	15.3	33t	1
Heyward-Bey	3	33	11.0	17	0
Blake	1	25	25.0	25	0
Palmer	1	1	1.0	1t	1
Pouncey	1	0	0.0	0	0
Roethlisberger	0	-6	0	-6	0
Steelers	411	4997	12.2	94t	33
Opponents	350	4243	12.1	81t	30

INTERCEPTIONS

	No.	Yds	Avg	Long	TD
Gay	3	113	37.7	52t	3
McCain	3	56	18.7	31	1
C. Allen	2	27	13.5	27	0
Worldis	1	30	30.0	30	0
Keisel	1	16	16.0	16	0
Blake	1	0	0.0	0	0
Steelers	11	242	22.0	52t	4
Opponents	10	29	2.9	13	0

PUNTING

	No.	Yds	Avg	Net	TB	In	Lg	B
Wing	61	2668	43.7	38.8	4	20	74	0
Steelers	62	2668	43.0	38.2	4	20	74	1
Opponents	68	3078	45.3	39.7	3	20	69	0

PUNT RETURNS

	Ret	FC	Yds	Avg	Long	TD
A. Brown	30	16	319	10.6	71t	1
Archer	1	0	2	2.0	2	0
Williams	1	0	0	0.0	0	0
Steelers	32	16	321	10.0	71t	1
Opponents	27	18	221	8.2	33	0

KICKOFF RETURNS

	No.	Yds	Avg	Long	TD
Wheaton	20	494	24.7	41	0
Archer	9	161	17.9	23	0
Blount	5	103	20.6	29	0
A. Brown	1	0	0.0	0	0
Steelers	35	758	21.7	41	0
Opponents	54	1249	23.1	108t	1

FIELD GOALS

	1-19	20-29	30-39	40-49	50+
Suisham	0/0	12/13	6/6	10/10	1/3
Steelers	0/0	12/13	6/6	10/10	1/3
Opponents	0/0	12/12	11/11	6/7	1/2
Suisham:	(36G,34G,41G)(25G,43G)				
Steelers:	(42G,24G,45G)(25G,50N)(24G)(20G)				
Opponents:	(44G,30G,40G)(0)(53G,23N,27G)(49G,23G)				
Opponents:	(49G,31G,54N,47G)(22G,44G)(38G,38G)				
Opponents:	(23G,23G)(29G,25G)				
Opponents:	(39G,25G)(30G,23G,22G,20G)				
Opponents:	(40G,40G)(50G,27G)(43G,35G,36G)(40G)				
Opponents:	(39G,38G,31G)(31G,23G)(46G)(23G,45N,30G)				
Opponents:	(20G)(0)(28G,22G)(35G,25G,43G,23G)				
Opponents:	(39G,50N)				

● Team Record

2013 Final Regular-Season Statistics (Won 8, Lost 8)

SCHEDULE

Date	W-L	Score	Opponent	Attendance
9/8	L	16-9	Tennessee	61,585
9/16	L	20-10	at Cincinnati	64,585
9/22	L	40-23	Chicago	61,575
9/29	L	34-27	at Minnesota	83,518
10/13	W	19-6	at N.Y. Jets	76,957
10/20	W	19-16	Baltimore	62,295
10/27	L	21-18	at Oakland	52,950
11/3	L	55-31	at New England	68,756
11/10	W	23-10	Buffalo	60,406
11/17	W	37-27	Detroit	57,905
11/24	W	27-11	at Cleveland	71,513
11/28	L	22-20	at Baltimore	71,005
12/8	L	34-28	Miami	52,489
12/15	W	30-20	Cincinnati	45,873
12/22	W	38-31	at Green Bay	77,999
12/29	W	20-7	Cleveland	56,361

TEAM STATISTICS

	Pittsburgh	Opponent
Total First Downs	312	303
Rushing	81	106
Passing	207	174
Penalty	24	23
3rd Down: Made/Att	82/216	91/230
3rd Down Pct.	38.0%	39.6%
4th Down: Made/Att	9/15	9/20
4th Down Pct.	60.0%	45.0%
Possession Avg.	30:53	29:07
Total Net Yards	5400	5402
Avg. Per Game	337.5	337.6
Total Plays	1023	1036
Avg. Per Play	5.3	5.2
Net Yards Rushing	1383	1849
Avg. Per Game	86.4	115.6
Total Rushes	394	433
Net Yards Passing	4017	3553
Avg. Per Game	251.1	222.1
Sacked/Yards Lost	43/289	34/198
Gross Yards	4306	3751
Attempts/Completions	586/377	569/329
Completion Pct.	64.3%	57.8%
Had Intercepted	14	10
Punts/Average	76/41.1	79/43.0
Net Punting Avg.	35.2	35.8
Penalties/Yards	80/677	92/798
Fumbles/Ball Lost	16/10	21/10
Touchdowns	41	41
Rushing	9	18
Passing	28	21
Returns	4	2

SCORE BY PERIOD

	Q1	Q2	Q3	Q4	OT	Pts
Steelers	78	87	106	108	0	379
Opponents	84	108	57	121	0	370

PASSING

	Att	Cmp	Yds	Cmp%	TD	Int	Long	Sack/Lost	Rating
Roethlisberger	584	375	4261	64.2%	28	14	67	42/282	92.0
McBriar	1	1	30	100.0%	0	0	30	0/0	118.8
Brown	1	1	15	100.0%	0	0	15	1/7	118.8
Steelers	586	377	4306	64.3%	28	14	67	43/289	92.3
Opponents	569	329	3751	57.8%	21	10	81t	34/198	82.7

SCORING

	TD	Ru	Pa	Rt	PAT	FG	2Pt	Pts
Suisham	0	0	0	0	039/3930/32	0	0	129
Cotchery	10	0	10	0	0/0	0/0	0	60
Brown	9	0	8	1	0/0	0/0	0	54
Bell	8	0	0	0	0/0	0/0	0	48
Sanders	6	0	6	0	0/0	0/0	1	38
Polamalu	1	0	0	1	0/0	0/0	0	6
Roethlisberger	1	1	0	0	0/0	0/0	0	6
Miller	1	0	1	0	0/0	0/0	0	6
Spaeth	1	0	1	0	0/0	0/0	0	6
Gay	1	0	0	1	0/0	0/0	0	6
Allen	1	0	0	1	0/0	0/0	0	6
Johnson	1	0	1	0	0/0	0/0	0	6
Moye	1	0	1	0	0/0	0/0	0	6
Steelers	41	9	28	439/3930/32	1	379		
Opponents	41	18	21	238/3928/31	1	370		

Sacks: Worilds 8.0, Heyward 5.0, Woodley 5.0, Keisel 4.0, Timmons 3.0, Hood 3.0, Woods 2.0, Polamalu 2.0, Gay 1.0, Jones 1.0 **Steelers:**

34.0, Opponents: 43.0
2-Pt. Conversions: Steelers 1-2, Opponents: 1-2

RUSHING

	No.	Yds	Avg	Long	TD
Bell	244	860	3.5	43	8
Dwyer	49	197	4.0	30	0
Jones	48	184	3.8	14	0
Roethlisberger	27	99	3.7	19	1
Sanders	1	25	25.0	25	0
Stephens-Howling	6	19	3.2	5	0
Redman	10	12	1.2	8	0
Brown	7	4	0.6	10	0
Cotchery	1	-5	-5.0	-5	0
Suisham	1	-12	-12.0	-12	0
Steelers	394	1383	3.5	43	9
Opponents	433	1849	4.3	93t	18

RECEIVING

	No.	Yds	Avg	Long	TD
Brown	110	1499	13.6	56	8
Sanders	67	740	11.0	55t	6
Miller	58	593	10.2	31	1
Cotchery	46	602	13.1	36	10
Bell	45	399	8.9	43	0
Jones	9	63	7.0	15	0
Dwyer	8	64	8.0	23	0
Johnson	8	41	5.1	9	1
Paulson	6	102	17.0	34	0
Wheaton	6	64	10.7	21	0
Johnson	4	70	17.5	32	0
Redman	4	14	3.5	7	0
Moye	2	20	10.0	19	1
Stephens-Howling	2	11	5.5	7	0
Spaeth	1	11	11.0	11t	1
Palmer	1	8	8.0	8	0
Roethlisberger	0	5	5.0	5	0
Gilbert	0	0	0	0	0
Steelers	377	4306	11.4	56	28
Opponents	329	3751	11.4	81t	21

INTERCEPTIONS

	No.	Yds	Avg	Long	TD
Clark	2	50	25.0	37	0
Allen	2	43	21.5	40t	1
Polamalu	2	36	18.0	19t	1
Timmons	2	26	13.0	23	0
Allen	1	27	27.0	27	0
Gay	1	21	21.0	21t	1
Steelers	10	203	20.3	40t	3
Opponents	14	170	12.1	57	1

PUNTING

	No.	Yds	Avg	Net	TB	In	Lg	B
McBriar	40	1652	41.3	35.0	3	13	70	1
Mesko	34	1445	42.5	36.7	2	3	65	0
Roethlisberger	1	28	28.0	28.0	0	1	28	0
Steelers	75	3125	41.1	35.7	5	17	70	1
Opponents	79	3397	43.0	35.8	8	22	61	0

PUNT RETURNS

	Ret	FC	Yds	Avg	Long	TD
Brown	32	23	409	12.8	67t	1
Steelers	32	23	409	12.8	67t	1
Opponents	35	16	313	8.9	43	0

KICKOFF RETURNS

	No.	Yds	Avg	Long	TD
Jones	23	510	22.2	42	0
Sanders	10	268	26.8	46	0
Dwyer	4	90	22.5	27	0
Wheaton	2	37	18.5	25	0
Stephens-Howling	1	25	25.0	25	0
Brown	1	16	16.0	16	0
Heyward	1	11	11.0	11	0
Palmer	1	5	5.0	5	0
Steelers	43	962	22.4	46	0
Opponents	55	1225	22.3	73	0

FIELD GOALS

	1-19	20-29	30-39	40-49	50+
Suisham	0/0	9/9	13/15	8/8	0/0
Steelers	0/0	9/9	13/15	8/8	0/0
Opponents	1/1	8/8	10/10	8/10	1/2

Suisham: (21G,35G)(45G,45G)(33G)
 (20G,34G,34G)(29G,28G,52G,54N)
 (42G,47G,42G)(48G,27G)(30G)(35G,31G,23G)
 (22G)(46G,41G,42G)(49G)(32G)(24N,40G,53N)
 (41G)
 Opponents: (26G)(38G)(32G,43G)(I)
 (22G,38G,47G,40G)(48G)(48G,45G)
 (51N,50G,23G)(22G,33N,46G)(26G,41N,39G)
 (28G,32G)(45G,23G)(51G,39G)(50G,21G)
 (41G,56N,43G)(39N,51G)

2012 Final Regular-Season Statistics (Won 8, Lost 8)

SCHEDULE

Date	W-L	Score	Opponent	Attendance
9/9	L	31-19	at Denver	76,823
9/16	W	27-10	N.Y. Jets	64,511
9/23	L	34-31	at Oakland	62,373
10/7	W	16-14	Philadelphia	64,737
10/11	L	26-23	at Tennessee	69,143
10/21	W	24-17	at Cincinnati	63,411
10/28	W	27-12	Washington	62,371
11/4	W	24-20	at N.Y. Giants	80,991
11/12	W	16-13/OT	Kansas City	57,644
11/18	L	13-10	Baltimore	63,446
11/25	L	20-14	at Cleveland	69,661
12/2	W	23-20	at Baltimore	71,442
12/9	L	34-24	San Diego	61,359
12/16	L	27-24/OT	at Dallas	95,595
12/23	L	13-10	Cincinnati	63,236
12/30	W	24-10	Cleveland	51,831

TEAM STATISTICS

	Pittsburgh	Opponent
Total First Downs	307	273
Rushing	80	78
Passing	202	169
Penalty	25	26
3rd Down: Made/Att	94/224	73/206
3rd Down Pct.	42.0%	35.4%
4th Down: Made/Att	6/13	8/11
4th Down Pct.	46.2%	72.7%
Possession Avg.	32:07	27:53
Total Net Yards	5324	4413
Avg. Per Game	332.8	275.8
Total Plays	1023	951
Avg. Per Play	5.2	4.6
Net Yards Rushing	1537	1450
Avg. Per Game	96.1	90.6
Total Rushes	412	391
Net Yards Passing	3787	2963
Avg. Per Game	236.7	185.2
Sacked/Yards Lost	37/225	37/196
Gross Yards	4012	3159
Attempts/Completions	574/354	523/299
Completion Pct.	61.7%	57.2%
Had Intercepted	14	10
Punts/Average	79/43.0	88/45.2
Net Punting Avg.	37.2	40.0
Penalties/Yards	92/938	100/882
Fumbles/Ball Lost	33/16	19/10
Touchdowns	36	33
Rushing	8	9
Passing	27	19
Returns	1	5

SCORE BY PERIOD

	Q1	Q2	Q3	Q4	OT	Pts
Steelers	57	114	71	91	3	336
Opponents	60	103	78	70	3	314

PASSING

	Att	Cmp	Yds	Cmp%	TD	Int	Long	Sack/Lost	Rating
Roethlisberger	449	284	3265	63.3%	26	8	82t	30/182	97.0
Batch	70	45	475	64.3%	1	4	43	3/12	64.9
Leftwich	53	25	272	47.2%	0	1	37	3/24	54.9
Brown	2	0	0	0.0%	0	1	0	0/0	0.0
Sanders	0	0	0	0.0%	0	0	0	1/7	0.0
Steelers	574	354	4012	61.7%	27	14	82t	37/225	88.1
Opponents	523	299	3159	57.2%	19	10	71t	37/196	79.0

SCORING

	TD	Ru	Pa	Rt	PAT	FG	2Pt	Pts
Suisham	0	0	0	0	034/3428/31	0	0	118
Miller	8	0	0	0	0/0	0	0	150
Wallace	8	0	8	0	0/0	0	0	48
Brown	5	0	5	0	0/0	0	0	30
Redman	2	2	0	0	0/0	0	0	12
Dwyer	2	2	0	0	0/0	0	0	12
Rainey	2	2	0	0	0/0	0	0	12
Pope	2	0	2	0	0/0	0	0	12
Timmons	1	0	0	1	0/0	0	0	6
Mendenhall	1	0	1	0	0/0	0	0	6
Sanders	1	0	1	0	0/0	0	0	6
Burress	1	0	1	0	0/0	0	0	6
Leftwich	1	1	0	0	0/0	0	0	6
Batch	1	1	0	0	0/0	0	0	6
Johnson	1	0	1	0	0/0	0	0	6
Steelers	36	8	27	134/3428/31	1	1366		
Opponents	33	9	19	530/3128/33	1	1314		

Sacks: Timmons 6.0, Harrison 6.0, Worldis 5.0, Keisele 4.5, Foote 4.0, Woodley 4.0, Hood 3.0, McLendon 2.0, Heyward 1.5, Polamalu 1.0

Steelers: 37.0, Opponents: 37.0

2-Pt. Conversions: Steelers 1-2, Opponents: 1-2

RUSHING

	No.	Yds	Avg	Long	TD
Dwyer	156	623	4.0	34	2
Redman	110	410	3.7	28	2
Mendenhall	51	182	3.6	20	0
Rainey	26	102	3.9	19	2
Roethlisberger	26	92	3.5	14	0
Batch	25	49	2.0	10	1
Leftwich	1	31	31.0	31t	1
Brown	7	24	3.4	13	0
Wallace	5	7	1.4	13	0
Johnson	2	7	3.5	5	0
Gilreath	1	7	7.0	7	0
Sanders	1	4	4.0	4	0
Suisham	1	-1	-1.0	-1	0
Steelers	412	1537	3.7	34	8
Opponents	391	1450	3.7	64t	9

RECEIVING

	No.	Yds	Avg	Long	TD
Miller	71	816	11.5	43	8
Brown	66	787	11.9	60t	5
Wallace	64	836	13.1	82t	8
Sanders	44	626	14.2	37	1
Redman	19	244	12.8	55	0
Dwyer	18	106	5.9	15	0
Cotchery	17	205	12.1	24	0
Johnson	15	137	9.1	26	1
Rainey	14	60	4.3	14	0
Mendenhall	9	62	6.9	15	1
Paulson	7	51	7.3	9	0
Batch	4	31	7.8	15	0
Burress	3	42	14.0	18	1
Pope	3	9	3.0	7	2
Starks	0	0	0	0	0
Colon	0	0	0	0	0
Gilreath	0	0	0	0	0
Steelers	354	4012	11.3	82t	27
Opponents	299	3159	10.6	71t	19

INTERCEPTIONS

	No.	Yds	Avg	Long	TD
Timmons	3	80	26.7	53t	1
Clark	2	26	13.0	26	0
Allen	2	6	3.0	6	0
Woodley	1	11	11.0	11	0
Taylor	1	3	3.0	3	0
Polamalu	1	1	1.0	1	0
Steelers	10	127	12.7	53t	1
Opponents	14	168	12.0	43t	2

PUNTING

	No.	Yds	Avg	Net	TB	In	Lg	B
Butler	77	3374	43.8	37.8	6	26	79	1
Roethlisberger	1	26	26.0	26.0	0	1	26	0
Steelers	78	3400	43.0	37.6	6	27	79	1
Opponents	88	3979	45.2	40.0	8	35	64	0

PUNT RETURNS

	Ret	FC	Yds	Avg	Long	TD
Brown	27	8	183	6.8	29	0
Sanders	9	9	93	10.3	63	0
Rainey	3	0	16	5.3	13	0
Gilreath	2	2	8	4.0	5	0
Steelers	41	19	300	7.3	63	0
Opponents	30	20	306	10.2	63t	1

KICKOFF RETURNS

	No.	Yds	Avg	Long	TD
Rainey	39	1035	26.5	68	0
Sanders	1	27	27.0	27	0
Paulson	1	16	16.0	16	0
Johnson	1	8	8.0	8	0
Pope	1	0	0.0	0	0
Steelers	43	1086	25.3	68	0
Opponents	46	1103	24.0	51	0

FIELD GOALS

	1-19	20-29	30-39	40-49	50+
Suisham	0/0	7/8	8/8	12/12	1/3
Steelers	0/0	7/8	8/8	12/12	1/3
Opponents	0/0	8/8	6/8	10/11	4/6

(20G,34G,42G)(48G,27G)(30G)(35G,31G,24G)
 (42G,47G,42G)(48G,27G)(30G)(35G,31G,24G)
 (22G)(46G,41G,42G)(49G)(32G)(24N,40G,53N)
 (41G)
 Opponents: (26G)(38G)(32G,43G)(22G,38G,47G,40G)(48G)(48G,45G)
 (51N,50G,23G)(22G,33N,46G)(26G,41N,39G)
 (28G,32G)(45G,23G)(51G,39G)(50G,21G)
 (41G,56N,43G)(39N,51G)

2011 Final Regular-Season Statistics (Won 12, Lost 4)

SCHEDULE

Date	W-L	Score	Opponent	Attendance
9/11	L	35-7	at Baltimore	71,434
9/18	W	24-0	Seattle	63,663
9/25	W	23-20	at Indianapolis	66,309
10/2	L	17-10	at Houston	71,585
10/9	W	38-17	Tennessee	63,875
10/16	W	17-13	Jacksonville	62,934
10/23	W	32-20	at Arizona	62,475
10/30	W	25-17	New England	64,424
11/6	L	23-20	Baltimore	64,851
11/13	W	24-17	at Cincinnati	63,262
11/27	W	13-9	at Kansas City	72,173
12/4	W	35-7	Cincinnati	63,697
12/8	W	14-3	Cleveland	60,754
12/19	L	20-3	at San Francisco	69,732
12/24	W	27-0	St. Louis	60,081
1/1	W	13-9	at Cleveland	68,266

TEAM STATISTICS

	Pittsburgh	Opponent
Total First Downs	341	264
Rushing	96	82
Passing	221	156
Penalty	24	26
3rd Down: Made/Att	90/196	86/221
3rd Down Pct.	45.9%	38.9%
4th Down: Made/Att	3/8	8/13
4th Down Pct.	37.5%	61.5%
Possession Avg.	32:33	27:27
Total Net Yards	5957	4348
Avg. Per Game	372.3	271.8
Total Plays	1015	964
Avg. Per Play	5.9	4.5
Net Yards Rushing	1903	1597
Avg. Per Game	118.9	99.8
Total Rushes	434	399
Net Yards Passing	4054	2751
Avg. Per Game	253.4	171.9
Sacked/Yards Lost	42/279	35/230
Gross Yards	4333	2981
Attempts/Completions	539/341	530/289
Completion Pct.	63.3%	54.5%
Had Intercepted	15	11
Punts/Average	60/44.7	87/43.6
Net Punting Avg.	38.6	38.9
Penalties/Yards	101/854	96/777
Fumbles/Ball Lost	16/13	13/4
Touchdowns	36	23
Rushing	13	7
Passing	21	15
Returns	2	1

SCORE BY PERIOD

	Q1	Q2	Q3	Q4	OT	Pts
Steelers	69	121	63	72	0	325
Opponents	43	71	56	57	0	227

PASSING

	Att	Cmp	Yds	Cmp%	TD	Int	Long	Sack/Lost	Rating
Roethlisberger	513	324	4077	63.2%	21	14	95t	40/269	90.1
Batch	24	15	208	62.5%	0	1	46	2/10	72.9
Sepulveda	1	1	33	100.0%	0	0	33	0/0	118.8
Sanders	1	1	15	100.0%	0	0	15	0/0	118.8
Steelers	539	341	4333	63.3%	21	15	95t	42/279	89.7
Opponents	530	289	2981	54.5%	15	11	73t	35/230	71.7

SCORING

	TD	Ru	Pa	Rt	PAT	FG	2Pt	Pts
Suisham	0	0	0	0	036/3623/31	0	105	
Mendenhall	9	9	0	0	0/0	0/0	0	54
Wallace	8	0	8	0	0/0	0/0	0	48
Brown	3	0	2	1	0/0	0/0	0	18
Redman	3	3	0	0	0/0	0/0	0	18
Cotchery	2	0	2	0	0/0	0/0	0	12
Miller	2	0	2	0	0/0	0/0	0	12
Sanders	2	0	2	0	0/0	0/0	0	12
Ward	2	0	2	0	0/0	0/0	0	12
Clay	1	1	0	0	0/0	0/0	0	6
Johnson	1	0	1	0	0/0	0/0	0	6
Moore	1	0	1	0	0/0	0/0	0	6
Polamalu	1	0	0	1	0/0	0/0	0	6
Saunders	1	0	1	0	0/0	0/0	0	6
Steelers	36	13	21	236/3623/31	0	325		
Opponents	23	7	15	121/2122/27	1	127		

Sacks: Harrison 9.0, Woodley 9.0, Keisel 3.0, Worlds 3.0, Farris 2.0, Timmons 2.0, Foote 1.5, Hood 1.5, Clark 1.0, Heyward 1.0, McLendon 1.0, Polamalu 1.0
Steelers: 35.0, Opponents: 12.0

2-PT. Conversions: Steelers 0-0, Opponents: 1-2

RUSHING

	No.	Yds	Avg	Long	TD
Mendenhall	228	928	4.1	68	9
Redman	110	479	4.4	27	3
Moore	22	157	7.1	21	0
Dwyer	16	123	7.7	76	0
Roethlisberger	31	70	2.3	11	0
Wallace	5	57	11.4	21	0
Brown	7	41	5.9	10	0
Clay	10	41	4.1	10t	1
Miller	1	6	6.0	6	0
Cotchery	1	3	3.0	3	0
Batch	3	-2	-0.7	0	0
Steelers	434	1903	4.4	76	13
Opponents	399	1597	4.0	42t	7

RECEIVING

	No.	Yds	Avg	Long	TD
Wallace	72	1193	16.6	95t	8
Brown	69	1108	16.1	79t	2
Miller	51	631	12.4	39	2
Ward	46	381	8.3	31	2
Sanders	22	288	13.1	32	2
Mendenhall	18	154	8.6	35	0
Redman	18	78	4.3	12	0
Cotchery	16	237	14.8	36	2
Johnson	12	91	7.6	25	1
Moore	11	104	9.5	24	1
Saunders	4	29	7.3	14	1
Mundy	1	33	33.0	33	0
Dwyer	1	6	6.0	6	0
Steelers	341	4333	12.7	95t	21
Opponents	289	2981	10.3	73t	15

INTERCEPTIONS

	No.	Yds	Avg	Long	TD
Polamalu	2	33	16.5	33	0
Taylor	2	29	14.5	29	0
Gay	2	12	6.0	12	0
Clark	1	10	10.0	10	0
Lewis	1	9	9.0	9	0
Mundy	1	5	5.0	5	0
Woodley	1	1	1.0	1	0
Timmons	1	0	0.0	0	0
Steelers	11	99	9.0	33	0
Opponents	15	201	13.4	31	0

PUNTING

	No.	Yds	Avg	Net	TB	In	Lg	B
Kapinos	34	1530	45.0	38.3	1	10	59	0
Sepulveda	25	1153	46.1	39.1	5	8	66	1
Steelers	60	2683	44.7	38.6	6	18	66	1
Opponents	87	3789	43.6	38.9	3	30	63	0

PUNT RETURNS

	Ret	FC	Yds	Avg	Long	TD
Brown	30	26*	325	10.8	60t	1
Sanders	3	0	22	7.3	10	0
Steelers	33	26*	347	10.5	60t	1
Opponents	29	13	245	8.4	20	0

KICKOFF RETURNS

	No.	Yds	Avg	Long	TD
Brown	27	737	27.3	52	0
Sanders	5	93	18.6	25	0
Cotchery	1	19	19.0	19	0
Moore	1	10	10.0	10	0
Redman	1	18	18.0	18	0
Steelers	35	877	25.1	52	0
Opponents	43	1018	23.7	45	0

FIELD GOALS

	1-19	20-29	30-39	40-49	50+
Suisham	2/2	8/8	6/8	6/11	1/2
Steelers	2/2	8/8	6/8	6/11	1/2
Opponents	1/1	8/8	2/4	10/12	1/2

Suisham: ((20G,41N))48G,36N,44G,38G)
 (30B,26G)(19G)(21G,46N)(41G,42G,39G)
 (33G,21G,23G,44N)(36G,30G)(39G)(21G,49G)
 (50N)((51G,48N)(21G,49G)(45N,19G,29G)
 Opponent: (29G,30G)((21G,25G)(25G)(29G)
 (46G,45G)((46G,42N)(18G,40N,43G,51G)(43G)
 (41G,49G,40G)(33B)(20G)(22G,38G)(52N,33N)
 (26G,45G,49G)

* Team Record

2010 Final Regular-Season Statistics (Won 12, Lost 4)

SCHEDULE

Date	W-L	Score	Opponent	Attendance
9/12	W	15-9/OT	Atlanta	63,609
9/19	W	19-11	at Tennessee	69,143
9/26	W	38-13	at Tampa Bay	61,036
10/3	L	17-14	Baltimore	64,729
10/17	W	28-10	Cleveland	65,168
10/24	W	23-22	at Miami	69,867
10/31	L	20-10	at New Orleans	70,011
11/8	W	27-21	at Cincinnati	65,626
11/14	L	39-26	New England	64,359
11/21	W	35-3	Oakland	64,987
11/28	W	19-16/OT	at Buffalo	69,642
12/5	W	13-10	at Baltimore	71,418
12/12	W	23-7	Cincinnati	57,501
12/19	L	22-17	N.Y. Jets	62,568
12/23	W	27-3	Carolina	61,748
1/2	W	41-9	at Cleveland	68,303

TEAM STATISTICS

	Pittsburgh	Opponent
Total First Downs	295	272
Rushing	106	61
Passing	175	182
Penalty	14	29
3rd Down: Made/Att	94/218	70/209
3rd Down Pct.	43.1%	33.5%
4th Down: Made/Att	2/5	10/16
4th Down Pct.	40.0%	62.5%
Possession Avg.	31:53	28:07
Total Net Yards	5525	4429
Avg. Per Game	345.3	276.8
Total Plays	993	974
Avg. Per Play	5.6	4.5
Net Yards Rushing	1924	1004
Avg. Per Game	120.3	62.8
Total Rushes	471	333
Net Yards Passing	3601	3425
Avg. Per Game	225.1	214.1
Sacked/Yards Lost	43/289	48/319
Gross Yards	3890	3744
Attempts/Completions	479/298	593/363
Completion Pct.	62.2%	61.2%
Had Intercepted	9	21
Punts/Average	74/44.3	81/40.4
Net Punting Avg.	37.3	36.4
Penalties/Yards	100/903	86/716
Fumbles/Ball Lost	22/9	28/14
Touchdowns	41	22
Rushing	15	5
Passing	22	15
Returns	4	2

SCORE BY PERIOD

	Q1	Q2	Q3	Q4	OT	Pts
Steelers	58	148	43	117	9	375
Opponents	49	42	39	102	0	232

PASSING

	Att	Cmp	Yds	Cmp%	TD	Int	Long	Sack/Lost	Rating
Roethlisberger	389	240	3200	61.7%	17	5	56t	32/220	97.0
Batch	49	29	352	59.2%	3	3	46t	4/21	76.2
Dixon	32	22	254	68.8%	0	1	52	5/41	79.4
Lefwich	7	5	42	71.4%	0	0	14	2/7	86.6
Randle El	2	2	42	100.0%	2	0	39t	0/0	158.3
Steelers	479	298	3890	62.2%	22	9	56t	43/289	95.3
Opponents	593	363	3744	61.2%	15	21	67t	48/319	73.1

SCORING

	TD	Ru	Pa	RT	PAT	FG	2Pt	Pts
Mendenhall 13	13	0	0	0/0	0/0	0	0	78
Reed	0	0	0	019/1915	22	0	64	0
Suisham	0	0	0	019/1914	15	0	61	0
Wallace	10	0	10	0/0	0/0	0	0	30
Ward	5	0	5	0/0	0/0	0	0	60
Miller	2	0	2	0/0	0/0	0	0	12
Redman	2	0	2	0/0	0/0	0	0	12
Roethlisberger 2	2	0	0	0/0	0/0	0	0	12
Sanders	2	0	2	0/0	0/0	0	0	12
Woodley	1	0	0	1	0/0	0/0	0	6
Spaeth	1	0	1	0	0/0	0/0	0	6
Keisel	1	0	0	1	0/0	0/0	0	6
Polamalu	1	0	0	1	0/0	0/0	0	6
Brown	1	0	0	1	0/0	0/0	0	6
Moore	0	0	0	0	0/0	0/0	2	4
Steelers	41	15	22	438/3829	37	2	375	0
Opponents	22	5	15	218/1926	30	1	232	0

Sacks: Harrison 10.5, Woodley 10.0, Farris 6.0, Hood 3.0, Keisel 3.0, Timmons 3.0, Gay 2.0, McFadden 2.0, Worlds 2.0, Eason 1.5, Foote 1.0, Hampton 1.0, Madison 1.0, Polamalu 1.0, Taylor 1.0

Steelers: 48.0, Opponents: 43.0

2-Pt. Conversions: Steelers 2-2, Opponents: 1-3

RUSHING

	No.	Yds	Avg	Long	TD
Mendenhall	324	1273	3.9	50t	13
Redman	52	247	4.8	23	0
Roethlisberger	34	176	5.2	31	2
Moore	33	99	3.0	18	0
Wallace	5	39	7.8	19	0
Dixon	5	32	6.4	21	0
Batch	7	30	4.3	24	0
Dwyer	9	28	3.1	7	0
Randle El	1	2	2.0	2	0
Ward	1	-2	-2.0	-2	0
Steelers	471	1924	4.1	50t	15
Opponents	333	1004	3.0	24	5

RECEIVING

	No.	Yds	Avg	Long	TD
Wallace	60	1257	21.0	56t	10
Ward	59	755	12.8	43	5
Miller	42	512	12.2	36	2
Sanders	28	376	13.4	35	2
Moore	26	205	7.9	29	0
Mendenhall	23	167	7.3	24	0
Randle El	22	253	11.5	34	0
Brown	16	167	10.4	26	0
Spaeth	9	80	8.9	13	1
Redman	9	72	8.0	16	2
Johnson	4	46	11.5	25	0
Battle	0	0	0	0	0
Steelers	298	3890	13.1	56t	22
Opponents	363	3744	10.3	67	15

INTERCEPTIONS

	No.	Yds	Avg	Long	TD
Polamalu	7	101	14.4	45t	1
Clark	2	34	17.0	23	0
Harrison	2	2	1.0	2	0
McFadden	2	-3	-1.5	0	0
Taylor	2	9	4.5	9	0
Timmons	2	5	2.5	5	0
Woodley	2	22	11.0	14t	1
Keisel	1	79	79.0	79t	1
Madison	1	-1	-1.0	-1	0
Steelers	21	248	11.8	79t	3
Opponents	9	122	13.6	62	1

PUNTING

	No.	Yds	Avg	Net	TB	In	Lg	B
Sepulveda	56	2550	45.5	39.1	8	16	62	0
Kapinos	14	576	41.1	32.3	2	5	59	0
Suisham	3	115	38.3	34.3	0	1	39	0
Roethlisberger	1	35	35.0	15.0	1	0	35	0
Steelers	74	3276	44.3	37.3	11	22	62	0
Opponents	80	3275	40.4	36.4	5	36	67	1

PUNT RETURNS

	Ret	FC	Yds	Avg	Long	TD
Brown	19	1	110	5.8	21	0
Randle El	14	17	56	4.0	15	0
Sanders	4	1	60	15.0	38	0
Steelers	37	19	226	6.1	38	0
Opponents	32	25	294	9.2	38	0

KICKOFF RETURNS

	No.	Yds	Avg	Long	TD
Sanders	25	628	25.1	48	0
Brown	17	397	23.4	89t	1
Redman	4	81	20.3	21	0
Moore	3	47	15.7	17	0
Steelers	49	1153	23.5	89t	1
Opponents	77	1540	20.0	97t	1

FIELD GOALS

	1-19	20-29	30-39	40-49	50+
Reed	2/2	6/7	5/5	0/4	2/4
Suisham	1/1	4/4	1/1	8/9	0/0
Steelers	3/3	10/11	6/6	8/13	2/4
Opponents	1/1	10/10	10/10	5/8	0/1
Steelers: (52G,55N,36G,34G,40N) (36G,34G,25G,27G)(24G)(49N,45N)((22G,39G,18G)(19G,51N)(25G,53G,46N) (22G,26N)(45G,46G,48G,41G)(45G,19G) (23G,35G,41G)(42G)(26G,29G,41N)(41G,24G) Opponent: (46N,49G,39G,23G)(21G)40G,24G) (46N,33G)(39G)(39G,23G,22G,37G,40G) (31G,23G)(51N,45N)(31G,36G)(41G) (29G,32G,49G)(24G)(25G,34G)(27G)(19G)					

• Team Record

2009 Final Regular-Season Statistics (Won 9, Lost 7)

SCHEDULE

Date	W-L	Score	Opponent	Attendance
9/10	W	13-10/OT	Tennessee	65,110
9/20	L	17-14	at Chicago	62,231
9/27	L	23-20	at Cincinnati	64,538
10/4	W	38-28	San Diego	64,045
10/11	W	28-20	at Detroit	59,333
10/18	W	27-14	Cleveland	64,398
10/25	W	27-17	Minnesota	65,597
11/9	W	28-10	at Denver	76,716
11/15	L	18-12	Cincinnati	65,392
11/22	L	27-24/OT	at Kansas City	70,261
11/29	L	20-17/OT	at Baltimore	71,314
12/6	L	27-24	Oakland	61,820
12/10	L	13-6	at Cleveland	69,009
12/20	W	37-36	Green Bay	57,452
12/27	W	23-20	Baltimore	64,068
1/3	W	30-24	at Miami	70,102

TEAM STATISTICS

	Pittsburgh	Opponent
Total First Downs	331	274
Rushing	96	70
Passing	210	186
Penalty	25	18
3rd Down: Made/Att	80/203	96/227
3rd Down Pct.	39.4%	42.3%
4th Down: Made/Att	8/12	7/10
4th Down Pct.	66.7%	70.0%
Possession Avg.	32:13	27:47
Total Net Yards	5941	4885
Avg. Per Game	371.3	305.3
Total Plays	1014	967
Avg. Per Play	5.9	5.1
Net Yards Rushing	1793	1438
Avg. Per Game	112.1	89.9
Total Rushes	428	372
Net Yards Passing	4148	3447
Avg. Per Game	259.3	215.4
Sacked/Yards Lost	50/348	47/314
Gross Yards	4496	3761
Attempts/Completions	536/351	548/319
Completion Pct.	65.5%	58.2%
Had Intercepted	14	12
Punts/Average	72/42.7	86/42.8
Net Punting Avg.	37.1	37.8
Penalties/Yards	85/769	102/903
Fumbles/Ball Lost	21/11	21/10
Touchdowns	41	37
Rushing	10	7
Passing	28	22
Returns	3	8

SCORE BY PERIOD

	Q1	Q2	Q3	Q4	OT	Pts
Steelers	81	126	61	97	3	368
Opponents	52	75	56	135	6	324

PASSING

	Att	Cmp	Yds	Cmp%	TD	Int	Long	Sack/Lost	Rating
Roethlisberger	506	337	4328	66.6%	26	12	60t	50/348	100.5
Dixon	26	12	145	46.2%	1	1	33t	0/0	60.6
Batch	2	1	17	50.0%	0	0	17	0/0	79.2
Moore	1	1	6	100.0%	1	0	6t	0/0	131.3
Holmes	1	0	0	0.0%	0	1	0	0/0	0.0
Steelers	536	351	4496	65.5%	28	14	60t	50/348	98.1
Opponents	548	319	3761	58.2%	22	12	83t	47/314	83.5

SCORING

	TD	Ru	Pa	Rt	PAT	FG	2Pt	Pts
Reed	0	0	0	0	041/4127/31	0	0	122
Mendenhall	8	7	1	0	0/0	0/0	0	48
Miller	6	0	6	0	0/0	0/0	0	36
Wallace	6	0	6	0	0/0	0/0	0	36
Ward	6	0	6	0	0/0	0/0	0	36
Holmes	5	0	5	0	0/0	0/0	0	30
Moore	2	0	2	0	0/0	0/0	0	12
Roethlisberger	2	2	0	0	0/0	0/0	0	12
Carter	1	0	0	1	0/0	0/0	0	6
Dixon	1	1	0	0	0/0	0/0	0	6
Fox	1	0	0	1	0/0	0/0	0	6
Parker	1	0	1	0	0/0	0/0	0	6
Spaeth	1	0	1	0	0/0	0/0	0	6
Woodley	1	0	0	1	0/0	0/0	0	6
Steelers	41	10	28	341/4127/31	0	0	368	0
Opponents	37	7	22	832/3222/29	2	324	0	0

Sacks: Woodley 13.5, Harrison 10.0, Timmons 7.0, Keisel 3.0, Farris 3.0, Hampton 2.5, Smith 2.0, Carter 1.0, Gay 1.0, Hood 1.0, Kirschke 1.0, Taylor 1.0 **Steelers: 46.0, Opponents: 50.0**

2-Pt. Conversions: **Steelers 0-0, Opponents: 2-5**

RUSHING

	No.	Yds	Avg	Long	TD
Mendenhall	242	1108	4.6	60	7
Parker	98	389	4.0	34	0
Moore	35	118	3.4	15	0
Roethlisberger	40	82	2.1	15	0
Wallace	5	48	9.6	21	0
Dixon	3	27	9.0	24	1
Davis	2	15	7.5	14	0
Holmes	3	6	2.0	7	0
Steelers	428	1793	4.2	60	10
Opponents	372	1438	3.9	37	7

RECEIVING

	No.	Yds	Avg	Long	TD
Ward	95	1167	12.3	54	6
Holmes	79	1248	15.8	57	5
Miller	76	789	10.4	41	6
Wallace	39	756	19.4	60t	6
Mendenhall	25	261	10.4	26	1
Moore	21	153	7.3	19t	2
Parker	6	64	10.7	27t	1
Spaeth	5	25	5.0	9	1
Johnson	2	9	4.5	5	0
Grisham	1	14	14.0	14	0
Sweed	1	5	5.0	5	0
Logan	1	5	5.0	5	0
Steelers	351	4496	12.8	60t	28
Opponents	319	3761	11.8	83t	22

INTERCEPTIONS

	No.	Yds	Avg	Long	TD
Poialamalu	3	17	5.7	16	0
Clark	3	0	0.0	0	0
Carter	2	53	26.5	48t	1
Farris	1	18	18.0	18	0
Fox	1	82	82.0	82t	1
Taylor	1	20	20.0	20	0
Townsend	1	-1	-1.0	-1	0
Steelers	12	189	15.8	82t	2
Opponents	14	398	28.4	94	2

PUNTING

	No.	Yds	Avg	Net	TB	In	Lg	B
Sepulveda	72	3074	42.7	37.1	4	29	60	0
Steelers	72	3074	42.7	37.1	4	29	60	0
Opponents	86	3864	44.8	37.8	7	28	63	0

PUNT RETURNS

	Ret	FC	Yds	Avg	Long	TD
Logan	30	15	280	9.3	25	0
Moore	3	9	3	1.0	2	0
Holmes	2	1	6	3.0	3	0
Harrison	1	0	1	1.0	1	0
Steelers	36	25	290	8.1	25	0
Opponents	33	18	325	9.8	55	0

KICKOFF RETURNS

	No.	Yds	Avg	Long	TD
Logan	55	1466	26.7	83	0
Moore	4	44	11.0	13	0
Burnett	3	23	7.7	13	0
Wallace	1	26	26.0	26	0
Davis	1	13	13.0	13	0
Mendenhall	1	8	8.0	8	0
Spaeth	1	1	1.0	1	0
Steelers	66	1581	24.0	83	0
Opponents	74	1795	24.3	98t	4

FIELD GOALS

	1-19	20-29	30-39	40-49	50+
Reed	1/1	7/7	15/16	4/5	0/2
Steelers	1/1	7/7	15/16	4/5	0/2
Opponents	1/1	9/9	4/7	8/9	0/3

Reed:(32G,33G)(38N,43N)(19G,24G,52N)(46G)(32G,39G)(39G,27G)(28G,33G,35G,34G)(36G)(44G)(33G,53N)(27G,42G)(37G,34G,43G)(26G,39G,38G)(22G,21G,33G)

Opponents:(37N,31B,45G)(44G)(34G,52N)(46G,46G,49N)(18G)(40G)(51N,23G,32G,32G,43G)(27G,22G)(24G,56N,29G)(48G,43G)(29G,29G)(34N)(27G,35G)(25G)

• Team Record

2008 Final Regular-Season Statistics (Won 12, Lost 4)

SCHEDULE

Date	W-L	Score	Opponent	Attendance
9/7	W	38-17	Houston	64,001
9/14	W	10-6	at Cleveland	73,048
9/21	L	15-6	at Philadelphia	69,144
9/29	W	23-20/OT	Baltimore	64,038
10/5	W	26-21	at Jacksonville	65,908
10/19	W	38-10	at Cincinnati	65,860
10/26	L	21-14	N.Y. Giants	64,991
11/3	W	23-6	at Washington	90,512
11/9	L	24-20	Indianapolis	64,043
11/16	W	11-10	San Diego	62,051
11/20	W	27-10	Cincinnati	59,854
11/30	W	33-10	at New England	68,756
12/7	W	20-13	Dallas	60,594
12/14	W	13-9	at Baltimore	71,502
12/21	L	31-14	at Tennessee	69,143
12/28	W	31-0	Cleveland	63,553

TEAM STATISTICS

	Pittsburgh	Opponent
Total First Downs	290	240
Rushing	93	73
Passing	179	149
Penalty	18	18
3rd Down: Made/Att	92/224	71/226
3rd Down Pct.	41.1%	31.4%
4th Down: Made/Att	3/12	10/21
4th Down Pct.	25.0%	47.6%
Possession Avg.	31:29	28:31
Total Net Yards	4991	3795
Avg. Per Game	311.9	237.2
Total Plays	1015	974
Avg. Per Play	4.9	3.9
Net Yards Rushing	1690	1284
Avg. Per Game	105.6	80.3
Total Rushes	460	390
Net Yards Passing	3301	2511
Avg. Per Game	206.3	156.9
Sacked/Yards Lost	49/306	51/350
Gross Yards	3607	2861
Attempts/Completions	506/303	533/301
Completion Pct.	59.9%	56.5%
Had Intercepted	15	20
Punts/Average	78/39.8	91/42.5
Net Punting Avg.	35.6	38.5
Penalties/Yards	95/812	91/801
Fumbles/Ball Lost	28/10	22/9
Touchdowns	38	21
Rushing	16	7
Passing	19	12
Returns	3	2

SCORE BY PERIOD

	Q1	Q2	Q3	Q4	OT	Pts
Steelers	47	106	87	104	3	347
Opponents	54	65	29	75	0	223

PASSING

	Att	Cmp	Yds	Cmp%	TD	Int	Long	Sack/Lost	Rating
Roethlisberger	469	281	3301	59.9%	17	15	65t	46/284	80.1
Leftwich	36	21	303	58.3%	2	0	50t	3/22	104.3
Dixon	1	1	3	100.0%	0	0	3	0/0	79.2
Steelers	506	303	3607	59.9%	19	15	65t	49/306	81.8
Opponents	533	301	2861	56.5%	12	20	65t	51/350	63.4

SCORING

	TD	Ru	Pa	Rt	PAT	FG	2Pt	Pts
Reed	0	0	0	0	036/3727/31	0	0	117
Ward	7	0	7	0	0/0	0	0	42
Moore	6	5	1	0	0/0	0	0	36
Holmes	5	0	5	0	0/0	0	0	30
Parker	5	5	0	0	0/0	0	0	30
Russell	3	3	0	0	0/0	0	0	18
Washington	3	0	3	0	0/0	0	0	18
Miller	3	0	3	0	0/0	0	0	18
Roethlisberger	2	2	0	0	0/0	0	0	12
Carter	1	0	0	1	0/0	0	0	6
Leftwich	1	1	0	0	0/0	0	0	6
Woodley	1	0	0	1	0/0	0	0	6
Townsend	1	0	0	1	0/0	0	0	6
J.Harrison	0	0	0	0	0/0	0	0	2
Steelers	38	16	19	336/3727/31	0	0	347	
Opponents	21	7	12	221/2124/27	0	223		

Sacks: J. Harrison 16.0, Woodley 11.5, Aa. Smith 5.5, Timmons 5.0, Farris 3.5, Kirschke 2.0, Foote 1.5, Eason 1.5, Keisel 1.0, Hampton 1.0, Frazier 1.0, McFadden 1.0, Hoke 0.5

Steelers: 51.0, Opponents: 49.0

2-Pt. Conversions: Steelers 0-1, Opponents: 0-0

RUSHING

	No.	Yds	Avg	Long	TD
Parker	210	791	3.8	34t	5
Moore	140	588	4.2	32t	5
Roethlisberger	34	101	3.0	17	2
Russell	28	77	2.8	15	3
Mendenhall	19	58	3.1	12	0
C. Davis	12	35	2.9	11	0
Washington	5	18	3.6	8	0
Holmes	2	9	4.5	10	0
Leftwich	4	7	1.8	8t	1
Davenport	2	5	2.5	3	0
Ward	1	4	4.0	4	0
Berger	1	0	0.0	0	0
Dixon	2	-3	-1.5	-1	0
Steelers	460	1690	3.7	34t	16
Opponents	390	1284	3.3	41	7

RECEIVING

	No.	Yds	Avg	Long	TD
Ward	81	1043	12.9	49	7
Holmes	55	821	14.9	48	5
Miller	48	514	10.7	22	3
Washington	40	631	15.8	65t	3
Moore	40	320	8.0	25	1
Spaeth	17	136	8.0	13	0
Sweed	6	64	10.7	17	0
C. Davis	5	27	5.4	14	0
McHugh	3	24	8.0	15	0
Parker	3	13	4.3	5	0
Mendenhall	2	17	8.5	11	0
Baker	1	6	6.0	6	0
Russell	1	-2	-2.0	-2	0
Roethlisberger	1	-7	-7.0	-7	0
Steelers	303	3607	11.9	65t	19
Opponents	301	2861	9.5	65t	12

INTERCEPTIONS

	No.	Yds	Avg	Long	TD
Polamalu	7	59	8.4	23	0
Carter	3	64	21.3	32t	1
Townsend	2	27	13.5	25t	1
McFadden	2	0	0.0	0	0
Timmons	1	89	89.0	89	0
J. Harrison	1	33	33.0	33	0
Gay	1	12	12.0	12	0
Woodley	1	6	6.0	6	0
Clark	1	0	0.0	0	0
Taylor	1	0	0.0	0	0
Steelers	20	290	14.5	89	2
Opponents	15	234	15.6	83t	2

PUNTING

	No.	Yds	Avg	Net	TB	In	Lg	B
Berger	66	2728	41.3	36.4	4	19	61	0
Ernst	12	379	31.6	31.3	0	4	43	0
Steelers	78	3107	39.8	35.6	4	23	61	0
Opponents	90	3868	42.5	38.5	6	28	64	1

PUNT RETURNS

	Ret	FC	Yds	Avg	Long	TD
Holmes	34	7	226	6.6	35	0
Moore	6	12	21	3.5	12	0
Sweed	1	0	0	0.0	0	0
Steelers	41	19	247	6.0	35	0
Opponents	40	17	247	6.2	46	0

KICKOFF RETURNS

	No.	Yds	Avg	Long	TD
Russell	16	371	23.2	43	0
Davenport	10	217	21.7	27	0
Moore	10	185	18.5	24	0
Mendenhall	6	115	19.2	27	0
C. Davis	6	106	17.7	24	0
Carter	1	16	16.0	16	0
Spaeth	1	3	3.0	3	0
Steelers	50	1013	20.3	43	0
Opponents	71	1357	19.1	40	0

FIELD GOALS

	1-19	20-29	30-39	40-49	50+
Reed	1/1	9/9	8/9	8/10	1/2
Steelers	1/1	9/9	8/9	8/10	1/2
Opponents	0/0	11/12	9/9	4/5	0/1

Reed: (44G)(48G)(37G,53G)
(49G,19G,46G) (38G,23G)(21G)(35G)
(42G,24G)(51N,21G,41G,32G)(37G,38G)
(20G,25G,20G,40N,45G)(45N,24G,41G)
(31G,30G)(33N)(22G)
Opponents: (34G)(31G,38G)(31G,31G)
(33G,20G)(26G)(26G,35G,25G,24G)(44G,43G)
(36G)(42N,22G)(26G)(29G,27N)(44G,33G)
(28G,26G,28G)(42G)(53N)

2007 Final Regular-Season Statistics (Won 10, Lost 6)

MEDIA INFORMATION

FOOTBALL STAFF

2020 PLAYERS

2019 IN REVIEW

STEELERS HISTORY

RECORDS

SCHEDULE

Date	W-L	Score	Opponent	Attendance
9/9	W	34-7	at Cleveland	73,089
9/16	W	26-3	Buffalo	64,307
9/23	W	37-16	San Francisco	64,313
9/30	L	21-14	at Arizona	64,844
10/7	W	21-0	Seattle	64,478
10/21	L	31-28	at Denver	77,038
10/28	W	24-13	at Cincinnati	66,188
11/5	W	38-7	Baltimore	63,457
11/11	W	31-28	Cleveland	64,781
11/18	L	19-16/OT	at N.Y. Jets	77,659
11/26	W	3-0	Miami	57,704
12/2	W	24-10	Cincinnati	58,842
12/9	L	34-13	at New England	68,756
12/16	L	29-22	Jacksonville	58,793
12/20	W	41-24	at St. Louis	65,705
12/30	L	27-21	at Baltimore	71,353

TEAM STATISTICS

	Pittsburgh	Opponent
Total First Downs	298	249
Rushing	108	74
Passing	179	158
Penalty	11	17
3rd Down: Made/Att	103/220	87/215
3rd Down Pct.	46.8%	40.5%
4th Down: Made/Att	7/13	6/19
4th Down Pct.	53.8%	31.6%
Possession Avg.	33:18	26:42
Total Net Yards	5239	4262
Avg. Per Game	327.4	266.4
Total Plays	1000	933
Avg. Per Play	5.2	4.6
Net Yards Rushing	2168	1438
Avg. Per Game	135.5	89.9
Total Rushes	511	361
Net Yards Passing	3071	2824
Avg. Per Game	191.9	176.5
Sacked/Yards Lost	47/347	36/243
Gross Yards	3418	3067
Attempts/Completions	442/282	536/292
Completion Pct.	63.8%	54.5%
Had Intercepted	14	11
Punts/Average	68/42.4	82/43.0
Net Punting Avg.	37.9	38.6
Penalties/Yards	80/651	73/556
Fumbles/Ball Lost	21/8	30/14
Touchdowns	46	31
Rushing	9	6
Passing	34	22
Returns	3	3

SCORE BY PERIOD

	Q1	Q2	Q3	Q4	OT	Pts
Steelers	75	129	68	121	0	393
Opponents	67	78	70	51	3	269

PASSING

	Att	Cmp	Yds	Cmp%	TD	Int	Long	Sack/Lost	Rating
Roethlisberger	404	264	3154	65.3%	●32	11	83	47/347	●104.1
Bath	36	17	232	47.2%	2	3	59t	0/0	52.1
Sepulveda	1	1	32	100.0%	0	0	32	0/0	118.8
Parker	1	0	0	0.0%	0	0	0	0/0	39.6
Wilson	0	0	0	0.0%	0	0	0	0/0	0.0
Steelers	442	282	3418	63.8%	34	14	83	47/347	99.9
Opponents	536	292	3067	54.5%	22	11	63t	36/243	76.5

SCORING

	TD	Ru	Pa	Rt	PAT	FG	2PT	Pts
Reed	0	0	0	0	044/4423/25	0	0	113
Holmes	8	0	8	0	0/0	0/0	0	510
Ward	7	0	7	0	0/0	0/0	1	44
Davenport	7	5	2	0	0/0	0/0	0	42
Miller	7	0	7	0	0/0	0/0	0	42
Washington	5	0	5	0	0/0	0/0	0	30
Spaeth	3	0	3	0	0/0	0/0	0	18
Parker	2	2	0	0	0/0	0/0	0	12
Roethlisberger	2	2	0	0	0/0	0/0	0	12
Haggans	1	0	0	1	0/0	0/0	0	6
Wilson	1	0	1	0	0/0	0/0	0	6
Rossum	1	0	0	1	0/0	0/0	0	6
Tuman	1	0	1	0	0/0	0/0	0	6
McFadden	1	0	0	1	0/0	0/0	0	6
Steelers	46	9	34	344/4423/25	2	393		
Opponents	31	6	22	329/3018/22	0	269		

Sacks: J. Harrison 8.5, Farrior 6.5, Woodley 4.0, Haggans 4.0, Foote 3.0, Aa. Smith 2.5, Kirschke 2.0, Keisel 2.0, Clark 1.0, Taylor 1.0, Hampton 0.5, Hoke 0.5, Carter 0.5
Steelers: 36.0, Opponents: 47.0
2-Pt. Conversions: Steelers 2-2, Opponents 0-1

RUSHING

	No.	Yds	Avg	Long	TD
Parker	321	1316	4.1	32	2
Davenport	107	499	4.7	45	5
Roethlisberger	35	204	5.8	301	2
Davis	17	68	4.0	12	0
Wilson	2	37	18.5	37	0
Russell	7	21	3.0	8	0
Holmes	5	17	3.4	11	0
Ward	3	11	3.7	7	0
Kreider	1	2	2.0	2	0
Washington	1	0	0.0	0	0
Batch	12	-7	-0.6	0	0
Steelers	511	2168	4.2	45	9
Opponents	361	1438	4.0	38	6

RECEIVING

	No.	Yds	Avg	Long	TD
Ward	71	732	10.3	25	7
Holmes	52	942	18.1	83	8
Miller	47	566	12.0	29	7
Washington	29	450	15.5	40	5
Parker	23	164	7.1	22	0
Wilson	18	207	11.5	18	1
Davenport	18	184	10.2	32t	2
Davis	12	49	4.1	10	0
Spaeth	5	34	6.8	13t	3
Reid	4	54	13.5	25	0
Kreider	1	15	15.0	15	0
Haynes	1	12	12.0	12	0
Tuman	1	9	9.0	9t	1
Steelers	282	3418	12.1	83	34
Opponents	292	3067	10.5	63t	22

INTERCEPTIONS

	No.	Yds	Avg	Long	TD
Taylor	3	56	18.7	51t	1
An. Smith	2	50	25.0	50	0
Townsend	2	44	22.0	23	0
McFadden	1	50	50.0	50t	1
Harrison	1	20	20.0	20	0
Foote	1	14	14.0	14	0
Farrior	1	0	0.0	0	0
Steelers	11	234	21.3	51t	2
Opponents	14	110	7.9	29	0

PUNTING

	No.	Yds	Avg	Net	TB	In	Lg	B
Sepulveda	68	2880	42.4	37.9	2	28	59	0
Steelers	68	2880	42.4	37.9	2	28	59	0
Opponents	82	3525	43.0	38.6	6	25	66	0

PUNT RETURNS

	Ret	FC	Yds	Avg	Long	TD
Rossum	36	8	232	6.4	49	0
Wilson	2	1	6	3.0	6	0
Gay	1	0	0	0.0	0	0
Steelers	39	9	238	6.1	49	0
Opponents	31	14	266	8.6	73t	1

KICKOFF RETURNS

	No.	Yds	Avg	Long	TD
Rossum	38	885	23.3	64	1
Davenport	7	123	17.6	29t	0
Reid	6	127	21.2	30	0
Eason	1	10	10.0	10	0
Steelers	52	1145	22.0	98t	1
Opponents	73	1647	22.6	100t	1

FIELD GOALS

	1-19	20-29	30-39	40-49	50+
Reed	0/0	9/9	10/10	4/5	0/1
Steelers	0/0	9/9	10/10	4/5	0/1
Opponents	1/1	8/8	5/5	2/4	2/4
Reed:	(26G,31G)(34G,28G,39G,31G)	(36G,49G,35G)(65N)(40G)(22G)(28G,35G,30G)	(37G,33G,48G)(44N,24G)(21G)(23G,44G)	(21G,29G)	
Opponents:	(24G)(32G,22G,50G)(52N)(49G)	(31G,20G)(52N)(25G,19G,28G,38G)(43N,24G)	(48N,42G,28G)(36G)(52G)(28G,31G)		

● Team Record

2006 Final Regular-Season Statistics (Won 8, Lost 8)

SCHEDULE

Date	W/L	Score	Opponent	Attendance
9/7	W	28-17	Miami	64,927
9/18	L	9-0	at Jacksonville	67,164
9/24	L	28-20	Cincinnati	64,922
10/8	L	23-13	at San Diego	67,837
10/15	W	45-7	Kansas City	64,727
10/22	L	41-38/OT	at Atlanta	71,151
10/29	L	20-13	at Oakland	62,385
11/5	L	31-20	Denver	64,661
11/12	W	38-31	New Orleans	61,911
11/19	W	24-20	at Cleveland	73,296
11/26	L	27-0	at Baltimore	70,946
12/3	W	20-3	Tampa Bay	59,843
12/7	W	27-7	Cleveland	55,246
12/17	W	37-3	at Carolina	73,798
12/24	L	31-7	Baltimore	63,224
12/31	W	23-17/OT	at Cincinnati	66,049

TEAM STATISTICS

	Pittsburgh	Opponent
Total First Downs	327	269
Rushing	100	72
Passing	201	176
Penalty	26	21
3rd Down: Made/Att	93/217	86/219
3rd Down Pct.	42.9	39.3
4th Down: Made/Att	10/21	6/12
4th Down Pct.	47.6	50.0
Possession Avg.	31:13	28:47
Total Net Yards	5725	4805
Avg. Per Game	357.8	300.3
Total Plays	1041	976
Avg. Per Play	5.5	4.9
Net Yards Rushing	1992	1412
Avg. Per Game	124.5	88.3
Total Rushes	469	408
Net Yards Passing	3733	3393
Avg. Per Game	233.3	212.1
Sacked/Yards Lost	49/293	39/226
Gross Yards	4026	3619
Att./Completions	523/312	529/319
Completion Pct.	59.7	60.3
Had Intercepted	23	20
Punts/Average	65/41.3	86/43.8
Net Punting Avg.	65/36.7	86/38.0
Penalties/Yards	69/611	104/862
Fumbles/Ball Lost	27/14	16/9
Touchdowns	42	36
Rushing	16	9
Passing	23	21
Returns	3	6

SCORE BY PERIOD

	Q1	Q2	Q3	Q4	OT	Pts
Steelers	66	107	58	116	6	353
Opponents	49	98	65	100	3	315

PASSING

	Att	Cmp	Yds	Cmp%	TD	Int	Long	Sack/Lost	Rating
Roethlisberger	469	280	3513	59.7	18	23	67t	46/280	75.4
Batch	53	31	492	58.5	5	0	87t	3/13	121.0
Wilson	1	1	21	100.0	0	0	21	0/0	118.8
Steelers	523	312	4026	59.7	23	23	87t	49/293	80.2
Opponents	529	319	3619	60.3	21	20	66t	39/226	78.3

SCORING

	TD	Ru	Pa	Rt	PAT	FG	2Pt	Pts
Reed	0	0	0	0	41/41	20/27	0	101
Parker	16	13	3	0	0/0	0/0	0	96
Ward	6	0	6	0	0/0	0/0	0	36
Miller	5	0	5	0	0/0	0/0	0	30
Washington	4	0	4	0	0/0	0/0	0	24
Holmes	3	0	2	1	0/0	0/0	0	18
Davenport	2	1	1	0	0/0	0/0	0	12
Roethlisberger	2	2	0	0	0/0	0/0	0	12
Porter	1	0	0	1	0/0	0/0	0	6
Tuman	1	0	1	0	0/0	0/0	0	6
Wallace	1	0	0	1	0/0	0/0	0	6
Wilson	1	0	1	0	0/0	0/0	0	6
Steelers	42	16	23	3	41/41	20/27	0	353
Opponents	36	9	21	6	36/36	21/27	0	315

Sacks: Porter 7.0, Haggans 6.0, Keisel 5.5, Aa. Smith 4.5, Farris 4.0, Foote 4.0, Carter 2.0, Kirschke 2.0, Townsend 2.0, Brown 1.0.

2-Pt. Conversions: Steelers 39.0, Opponents: 49.0

2-Pt. Conversions: Steelers 0-0, Opponents: 0-0

RUSHING

	No.	Yds	Avg	Long	TD
Parker	337	1494	4.4	76	13
Davenport	60	221	3.7	48	1
Roethlisberger	32	98	3.1	20	2
Haynes	15	78	5.2	13	0
Ward	2	30	15.0	21	0
Kuhn	2	18	9.0	16	0
Batch	13	15	1.2	12	0
Wilson	2	14	7.0	14	0
Holmes	1	13	13.0	13	0
Washington	3	8	2.7	8	0
Kreider	1	5	5.0	5	0
McFadden	1	-2	-2.0	-2	0
Steelers	469	1992	4.2	76	16
Opponents	408	1412	3.5	72t	9

RECEIVING

	No.	Yds	Avg	Long	TD
Ward	74	975	13.2	70t	6
Holmes	49	824	16.8	67t	2
Wilson	37	504	13.6	38t	1
Washington	35	624	17.8	49t	4
Miller	34	393	11.6	87t	5
Parker	31	222	7.2	25t	3
Haynes	18	95	5.3	16	0
Davenport	15	193	12.9	32	1
Kreider	8	62	7.8	15	0
Tuman	7	73	10.4	21	1
Morey	2	29	14.5	15	0
Young	1	17	17.0	17	0
Kuhn	1	15	15.0	15	0
Steelers	312	4026	12.9	87t	23
Opponents	319	3619	11.3	66t	21

INTERCEPTIONS

	No.	Yds	Avg	Long	TD
Polamalu	3	51	17.0	49	0
McFadden	3	39	13.0	39	0
Porter	2	49	24.5	42t	1
An. Smith	2	40	20.0	20	0
Taylor	2	34	17.0	34	0
Townsend	2	6	3.0	6	0
Wallace	1	30	30.0	30t	1
Kriewaldt	1	12	12.0	12	0
Foote	1	11	11.0	11	0
Farris	1	1	1.0	1	0
Haggans	1	0	0.0	0	0
Clark	1	-1	-1.0	-1	0
Steelers	20	272	13.6	49	2
Opponents	23	441	19.2	100t	3

PUNTING

	No.	Yds	Avg	Net	TB	In	Lg	B
Gardocki	65	2687	41.3	36.7	4	11	56	0
Steelers	65	2687	41.3	36.7	4	11	56	0
Opponents	86	3769	43.8	38.0	11	31	67	1

PUNT RETURNS

	No.	Ret	FC	Yds	Avg	Long	TD
Holmes	26	21	264	10.2	65t	1	
Colclough	4	0	6	1.5	3	0	
Wilson	2	1	4	2.0	3	0	
Reid	1	0	11	11.0	11	0	
Taylor	1	0	0	0.0	0	0	
Steelers	34	22	285	8.4	65t	1	
Opponents	38	10	219	5.8	47	0	

KICKOFF RETURNS

	No.	Yds	Avg	Long	TD
Davenport	21	448	21.3	40	0
Holmes	18	436	24.2	42	0
Morey	8	202	25.3	76	0
Taylor	4	72	18.0	23	0
Colclough	1	26	26.0	26	0
Kirschke	1	0	0.0	0	0
Reid	1	19	19.0	19	0
Wilson	1	11	11.0	11	0
Steelers	55	1214	22.1	76	0
Opponents	70	1570	22.4	92t	1

FIELD GOALS

	1-19	20-29	30-39	40-49	50+
Reed	1/1	6/7	8/11	4/7	1/1
Steelers	1/1	6/7	8/11	4/7	1/1
Opponents	1/1	8/8	9/11	3/5	0/2

Reed: (44N) (48B, 37G, 36G) (39G, 44G) (32G, 28N) (28G) (29G, 39G) (40N, 46G, 29G) (32G, 35N) (43G) (50G, 32N, 39G) (23G, 35B, 28G) (19G, 45G, 26G) (35G)

Opponents: (26G) (31G, 32G, 42G) (28G, 33G, 22G) (25G, 52N, 32G) (19G, 41G) (32G) (20G, 32N) (44N, 23G, 35G) (37G, 40G) (27G) (40N) (50N, 37G) (26G) (34G, 39N)

• Team Record

2005 Final Regular-Season Statistics (Won 11, Lost 5)

MEDIA INFORMATION

FOOTBALL STAFF

2020 PLAYERS

2019 IN REVIEW

STEELERS HISTORY

RECORDS

SCHEDULE

Date	W-L	Score	Opponent	Attendance
9/11	W	34-7	Tennessee	62,931
9/18	W	27-7	at Houston	70,742
9/25	L	23-20	New England	64,868
10/10	W	24-22	at San Diego	68,537
10/16	L	23-17/OT	Jacksonville	63,891
10/23	W	27-13	at Cincinnati	66,104
10/31	W	20-19	Baltimore	64,178
11/6	W	20-10	at Green Bay	70,607
11/13	W	34-21	Cleveland	63,491
11/20	L	16-13/OT	at Baltimore	70,601
11/28	L	26-7	at Indianapolis	57,442
12/4	L	38-31	Cincinnati	63,044
12/11	W	21-9	Chicago	61,237
12/18	W	18-3	at Minnesota	64,136
12/24	W	41-0	at Cleveland	73,136
1/1	W	35-21	Detroit	63,794

SCORING

TD	Ru	Pa	Rt	PAT	FG	2Pt	Pts
Reed	0	0	0	0	0	45/45/24/29	0 117
Ward	11	0	11	0	0	0/0	0 66
Bettis	9	9	0	0	0	0/0	0 54
Miller	6	0	6	0	0	0/0	0 36
Parker	5	4	1	0	0	0/0	0 30
Randle El	3	0	1	2	0	0/0	0 18
Staley	3	0	0	0	0	0/0	0 18
Roethlisberger	3	3	0	0	0	0/0	0 18
Haynes	3	3	0	0	0	0/0	0 18
Morgan	2	0	2	0	0	0/0	0 12
Staley	1	1	0	0	0	0/0	0 6
Polamalu	1	0	0	1	0	0/0	0 6
Batch	1	1	0	0	0	0/0	0 6
Footo	0	0	0	0	0	0/0	0 0
Steelers	45	21	21	345/4524/29	0	389	
Opponents	27	10	15	224/2524/30	0	258	

Sacks: Porter 10.5, Haggans 9.0, Von Oethoffen 3.5, Polamalu 3.0, Townsend 3.0, Footo 3.0, Keisel 3.0, Harrison 3.0, Farris 2.0, A.Smith 2.0, McFadden 1.0, Kirschke 1.0, Carter 1.0, Frazier 1.0, Colclough 1.0, **Steelers: 47.0, Opponents: 32.0**

2-Pt. Conversions: Steelers 0-0, Opponents 0-1

RUSHING

No.	Yds	Avg	Long	TD	
Parker	255	1202	4.7	80t	4
Bettis	110	368	3.3	39	9
Haynes	74	274	3.7	20	3
Staley	38	148	3.9	17	1
Randle El	12	73	6.1	43	0
Roethlisberger	31	69	2.2	13	3
Batch	11	30	2.7	15	1
Maddox	8	26	3.3	16	0
Kreider	3	21	7.0	12	0
Ward	3	10	3.3	7	0
Herron	3	2	0.7	1	0
Wilson	1	0	0.0	0	0
Steelers	549	2223	4.0	80t	21
Opponents	402	1376	3.4	36	10

RECEIVING

No.	Yds	Avg	Long	TD	
Ward	69	975	14.1	85t	11
Miller	39	459	11.8	50	6
Randle El	35	558	15.9	63t	1
Wilson	26	451	17.3	46	0
Parker	18	218	12.1	48	1
Haynes	11	113	10.3	18	2
Morgan	9	150	16.7	31t	2
Kreider	7	43	6.1	9	0
Staley	6	34	5.7	9	0
Bettis	4	40	10.0	16	0
Tuman	3	57	19.0	27	0
Kranchick	1	6	6.0	6	0
Steelers	228	3104	13.6	85t	21
Opponents	315	3480	11.0	80t	15

INTERCEPTIONS

No.	Yds	Avg	Long	TD	
Hope	3	60	20.0	55	0
Polamalu	2	42	21.0	36	0
Townsend	2	26	13.0	26	0
Porter	2	9	4.5	9	0
Harrison	1	25	25.0	25	0
Colclough	1	14	14.0	14	0
Carter	1	3	3.0	3	0
Smith	1	0	0.0	0	0
McFadden	1	0	0.0	0	0
Taylor	1	0	0.0	0	0
Steelers	15	179	11.9	55	0
Opponents	14	194	13.9	41t	1

PUNTING

No.	Yds	Avg	Net	TB	In	Lg	B	
Gardocki	67	2803	41.8	34.7	7	22	65	0
Roethlisberger	2	72	36.0	26.0	1	1	39	0
Steelers	69	2875	41.7	34.5	8	23	65	0
Opponents	80	3463	43.3	34.7	11	19	58	0

PUNT RETURNS

Ret	FC	Yds	Avg	Long	TD	
Randle El	44	12	448	10.2	81t	2
Taylor	1	0	19	19.0	19	0
Iwuoma	1	0	3	3.0	3	0
Harrison	0	1	0	0	0	0
Steelers	46	13	470	10.2	81t	2
Opponents	37	12	336	9.1	36	0

KICKOFF RETURNS

No.	Yds	Avg	Long	TD	
Morgan	23	583	25.3	74	0
Colclough	22	473	21.5	63	0
Taylor	3	59	19.7	24	0
Wilson	3	53	17.7	29	0
Keisel	2	23	11.5	12	0
Randle El	1	16	16.0	16	0
Kreider	1	3	3.0	3	0
Harrison	1	-2	-2.0	-2	0
Steelers	56	1208	21.6	74	0
Opponents	77	1685	21.9	94	0

FIELD GOALS

	1-19	20-29	30-39	40-49	50+
Reed	0/0	9/9	9/9	6/9	0/2
Steelers	0/0	9/9	9/9	6/9	0/2
Opponents	0/0	8/8	5/8	11/13	0/1
Reed:	(44G, 27G) (37G, 35G) (33G, 52N, 24G) (40G) (29G, 46N) (27G, 39G) (42G, 37G) (32G, 24G, 51B) (42G, 33G, 44B) (44G, 37G) (41N) (23G) (21G, 41G, 26G) (26G, 31G)				
Opponents:	(47N) () (53N, 48G, 35G, 43G) (34G, 32G, 41G) (23G) (30N, 26G, 39G) (22G, 43N, 40G, 49G, 47G), (40G, 31N) (47G, 25G, 44G) (29G, 48G, 44G, 28G) (30G) (29G) (20G, 32B)				

• Team Record

TEAM STATISTICS

	Pittsburgh	Opponent
Total First Downs	297	275
Rushing	120	75
Passing	144	179
Penalty	33	21
3rd Down: Made/Att	68/192	92/232
3rd Down Pct.	35.4%	39.7%
4th Down: Made/Att	5/12	6/17
4th Down Pct.	41.7%	35.3%
Possession Avg.	31:16	28:44
Total Net Yards	5149	4544
Avg. Per Game	321.8	284.0
Total Plays	960	998
Avg. Per Play	5.4	4.6
Net Yards Rushing	2223	1376
Avg. Per Game	138.9	86.0
Total Rushes	549	402
Net Yards Passing	2926	3168
Avg. Per Game	182.9	198.0
Sacked/Yards Lost	32/178	47/312
Gross Yards	3104	3480
Attempts/Completions	379/228	549/315
Completion Pct.	60.2%	57.4%
Had Intercepted	14	15
Punts/Average	69/41.7	80/43.3
Net Punting Avg.	34.5	34.7
Penalties/Yards	99/876	120/1031
Fumbles/Ball Lost	22/9	30/15
Touchdowns	45	27
Rushing	21	10
Passing	21	15
Returns	3	2

SCORE BY PERIOD

	Q1	Q2	Q3	Q4	OT	Pts
Steelers	99	121	103	66	0	389
Opponents	78	49	54	68	9	258

PASSING

	Att	Cmp	Yds	Cmp%	TD	Int	Long	Sack/Lost	Rating
Roethlisberger	268	168	2385	62.7%	17	9	85t	23/129	98.6
Maddox	71	34	406	47.9%	2	4	32	8/43	51.7
Batch	36	23	246	63.9%	1	1	43	1/6	81.5
Randle El	3	3	67	100.0%	1	0	51t	0/0	158.3
Gardocki	1	0	0	0.0%	0	0	0	0/0	39.6
Steelers	379	228	3104	60.2%	21	14	85t	32/178	89.4
Opponents	549	315	3480	57.4%	15	15	80t	47/312	74.0

2004 Final Regular-Season Statistics (Won 15, Lost 1)

SCHEDULE

Date	W/L	Score	Opponent	Attendance
9/12	W	24-21	Oakland	60,147
9/19	L	30-13	at Baltimore	69,859
9/26	W	13-3	at Miami	72,225
10/3	W	28-17	Cincinnati	62,402
10/10	W	34-23	Cleveland	63,609
10/17	W	24-20	at Dallas	64,162
10/31	W	34-20	New England	64,737
11/7	W	27-3	Philadelphia	64,975
11/14	W	24-10	at Cleveland	73,703
11/21	W	19-14	at Cincinnati	65,780
11/28	W	16-7	Washington	63,707
12/5	W	17-16	at Jacksonville	76,877
12/12	W	17-6	N.Y. Jets	63,581
12/18	W	33-30	at N.Y. Giants	78,836
12/26	W	20-7	Baltimore	64,227
1/2	W	29-24	at Buffalo	73,414

TEAM STATISTICS

	Pittsburgh	Opponent
Total First Downs	310	248
Rushing	134	79
Passing	147	146
Penalty	29	23
3rd Down: Made/Att	94/219	63/193
3rd Down Pct.	42.9	32.6
4th Down: Made/Att	7/12	7/13
4th Down Pct.	58.3	53.8
Possession Avg.	34:00	26:01
Total Net Yards	5184	4134
Avg. Per Game	324.0	258.4
Total Plays	1012	882
Avg. Per Play	5.1	4.7
Net Yards Rushing	2464	1299
Avg. Per Game	154.0	81.2
Total Rushes	618	357
Net Yards Passing	2720	2835
Avg. Per Game	170.0	177.2
Sacked/Yards Lost	36/250	41/225
Gross Yards	2970	3060
Att./Completions	358/228	484/269
Completion Pct.	63.7	55.6
Had Intercepted	13	19
Punts/Average	67/43.0	79/42.7
Net Punting Avg.	67/37.4	79/36.3
Penalties/Yards	99/837	104/875
Fumbles/Ball Lost	20/8	28/13
Touchdowns	41	26
Rushing	16	8
Passing	20	14
Returns	5	4

SCORE BY PERIOD

	Q1	Q2	Q3	Q4	OT	Pts
Steelers	123	90	47	112	0	372
Opponents	79	42	66	64	0	251

PASSING

	Att	Cmp	Yds	Cmp%	TD	Int	Long	Sack/Lost	Rating
Roethlisberger	295	196	2621	66.4	17	11	58	30/213	98.1
Maddox	60	30	329	50.0	1	2	39	6/37	58.3
Bettis	1	1	10	100.0	1	0	10t	0/0	147.9
Randle El	1	1	10	100.0	1	0	10t	0/0	147.9
St. Pierre	1	0	0	0.0	0	0	0	0/0	39.6
Steelers	358	228	2970	63.7	20	13	58	36/250	93.2
Opponents	484	269	3060	55.6	14	19	58t	41/225	68.0

SCORING

	TD	Ru	Pa	Rt	PAT	FG	2Pt	Pts
Reed	0	0	0	0	040/4028/33	0	124	
Bettis	13	13	0	0	0/0	0/0	0	78
Burress	5	0	5	0	0/0	0/0	0	30
Ward	5	1	4	0	0/0	0/0	0	30
Randle El	3	0	3	0	0/0	0/0	0	18
Tuman	3	0	3	0	0/0	0/0	0	18
Haynes	2	0	2	0	0/0	0/0	0	12
Riemersma	2	0	2	0	0/0	0/0	0	12
Farrior	1	0	0	1	0/0	0/0	0	6
Harrison	1	0	0	1	0/0	0/0	0	6
Kreider	1	0	1	0	0/0	0/0	0	6
Polamalu	1	0	0	1	0/0	0/0	0	6
Roethlisberger	1	1	0	0	0/0	0/0	0	6
Staley	1	1	0	0	0/0	0/0	0	6
Stuvaits	1	0	0	1	0/0	0/0	0	6
Townsend	1	0	0	1	0/0	0/0	0	6
Steelers	41	16	20	540/4028/33	3	1372		
Opponents	26	8	14	424/2423/27	0	251		

Sacks: A. Smith 8.0, Porter 7.0, Haggans 6.0, Colclough 4.0, Farrior 3.0, Foote 3.0, Oelhoffen 1.0, Harrison 1.0, Hoke 1.0, Kirschke 1.0, Polamalu 1.0, von Oelhoffen 1.0, Williams 1.0, Kriewaldt 0.5. **Steelers: 41.0, Opponents: 36.0**

2-Pt. Conversions: Steelers: 0-1, Opponents: 1-2

RUSHING

	No.	Yds	Avg	Long	TD
Bettis	250	941	3.8	29	13
Staley	192	830	4.3	38	1
Haynes	55	272	4.9	18	0
Parker	32	186	5.8	58	0
Roethlisberger	56	144	2.6	20	1
Randle El	8	34	4.3	12	0
Ward	7	25	3.6	16t	1
Kreider	4	18	4.5	6	0
Maddox	9	15	1.7	10	0
Brown TM	1	2	2.0	2	0
St. Pierre	4	-3	-0.8	2	0
Steelers	618	2464	4.0	58	16
Opponents	357	1299	3.6	35	8

RECEIVING

	No.	Yds	Avg	Long	TD
Ward	80	1004	12.6	58	4
Randle El	43	601	14.0	39	3
Burress	35	698	19.9	48	5
Haynes	18	142	7.9	26	2
Kreider	10	75	7.5	13	1
Mays	9	137	15.2	46	0
Tuman	9	89	9.9	26	3
Riemersma	7	82	11.7	26t	2
Staley	6	55	9.2	21	0
Bettis	6	46	7.7	20	0
Rasby LG	5	52	10.4	13	0
Parker	3	16	5.3	12	0
Cushing	1	17	17.0	17	0
Morey	1	8	8.0	8	0
Steelers	228	2970	13.0	58	20
Opponents	269	3060	11.4	58t	14

INTERCEPTIONS

	No.	Yds	Avg	Long	TD
Polamalu	5	58	11.6	26t	1
Farrior	4	113	28.3	41	1
Townsend	4	54	13.5	39t	1
Hope	1	41	41.0	41	0
Scott	1	23	23.0	23	0
Porter	1	3	3.0	3	0
Foote	1	1	1.0	1	0
Taylor	1	0	0.0	0	0
Williams	1	0	0.0	0	0
Steelers	19	293	15.4	41	3
Opponents	13	190	14.6	51t	3

PUNTING

	No.	Yds	Avg	Net	TB	In	Lg	B
Gardocki	67	2879	43.0	37.4	6	24	61	0
Steelers	67	2879	43.0	37.4	6	24	61	0
Opponents	79	3375	42.7	36.3	7	26	63	0

PUNT RETURNS

	Ret	FC	Yds	Avg	Long	TD
Randle El	42	13	347	8.3	60	0
Colclough	1	0	13	13.0	13	0
Haynes	1	0	5	5.0	5	0
Steelers	44	13	365	8.3	60	0
Opponents	34	8	252	7.4	33	0

KICKOFF RETURNS

	No.	Yds	Avg	Long	TD
Colclough	26	566	21.8	48	0
Randle El	21	527	25.1	41	0
Taylor	11	184	16.7	22	0
Cushing	3	45	15.0	20	0
Kirschke	1	13	13.0	13	0
Steelers	62	1335	21.5	48	0
Opponents	74	1595	21.6	91t	1

FIELD GOALS

	1-19	20-29	30-39	40-49	50+
Reed	1/1	8/9	12/13	5/8	2/2
Steelers	1/1	8/9	12/13	5/8	2/2
Opponents	0/0	7/8	11/12	5/6	0/1

Reed: (42G)(48N)(40G, 44N, 45N, 51G)(47G, 26G)(51G)(19G, 29G)(33N, 42G, 31G)(20G, 24N)(32G)(33G, 36G, 32G)(37G)(34G)(33G, 21G, 36G, 28G)(23G, 40G)(22G, 21G, 31G, 37G, 33G)

Opponents: (28G, 38G)(35G, 27G, 34G)(34G)(34G)(24G, 34G, 46G)(47G, 39G)(43G, 25G)(33G)(31G)(32N, 20G, 29G, 36G, 60N)(43G, 41G)(22G)(44N)(37G, 28N)

• Team Record

2003 Final Regular-Season Statistics (Won 6, Lost 10)

SCHEDULE

Date	W-L	Score	Opponent	Attendance
9/7	W	34-15	Baltimore	63,157
9/14	L	41-20	at Kansas City	78,416
9/21	W	17-10	at Cincinnati	64,596
9/28	L	30-13	Tennessee	63,244
10/5	L	33-13	Cleveland	64,595
10/12	L	17-14	at Denver	75,974
10/26	L	33-21	St. Louis	62,665
11/2	L	23-16	at Seattle	66,507
11/9	W	28-15	Arizona	59,520
11/17	L	30-14	at San Francisco	67,877
11/23	W	13-6	at Cleveland	73,658
11/30	L	24-20	Cincinnati	58,797
12/7	W	27-7	Oakland	53,079
12/14	L	6-0	at N.Y. Jets	77,900
12/21	W	40-24	San Diego	52,527
12/28	L	13-10	OT at Baltimore	70,001

• 1,000th game in Steelers History

TEAM STATISTICS

	Pittsburgh	Opponent
Total First Downs	275	270
Rushing	77	89
Passing	174	155
Penalty	24	26
3rd Down: Made/Att	82/227	71/209
3rd Down Pct.	36.1	34.0
4th Down: Made/Att	11/22	7/16
4th Down Pct.	50.0	43.8
Possession Avg.	30:42	29:18
Total Net Yards	4792	4783
Avg. Per Game	299.5	298.9
Total Plays	1020	968
Avg. Per Play	4.7	4.9
Net Yards Rushing	1488	1741
Avg. Per Game	93.0	108.9
Total Rushes	446	449
Net Yards Passing	3304	3042
Avg. Per Game	206.5	190.1
Sacked/Yards Lost	42/244	35/203
Gross Yards	3548	3245
Att./Completions	532/306	484/294
Completion Pct.	57.5	60.7
Had Intercepted	17	14
Punts/Average	85/41.4	91/40.6
Net Punting Avg.	36.0	32.1
Penalties/Yards	111/1005	96/709
Fumbles/Ball Lost	24/11	24/11
Touchdowns	33	38
Rushing	10	14
Passing	19	20
Returns	4	4

SCORE BY PERIOD

	Q1	Q2	Q3	Q4	OT	Pts
Steelers	50	94	93	63	0	300
Opponents	61	98	71	94	3	327

PASSING

	Att	Cmp	Yds	Cmp%	TD	Int	Long	Sack/Lost	Rating
Maddox	519	298	3414	57.4	18	17	53	41/242	75.3
Miller	1	1	81	100.0	1	0	81t	0/0	158.3
Batch	8	4	47	50.0	0	0	22	1/2	68.2
Randle El	4	3	6	75.0	0	0	9	0/0	77.1
Steelers	532	306	3548	57.5	19	17	81t	42/244	76.4
Opponents	484	294	3245	60.7	20	14	61t	35/203	82.4

SCORING

	TD	Ru	Pa	Rt	PAT	FG	2PT	Pts
Reed	0	0	0	0	031/3223/32	0	0	100
Ward	10	0	10	0	0/0	0/0	0	60
Bettis	7	7	0	0	0/0	0/0	1	44
Burress	4	0	4	0	0/0	0/0	0	24
Randle El	3	0	1	2	0/0	0/0	0	18
Zereoue	2	2	0	0	0/0	0/0	0	12
Bruener	1	0	1	0	0/0	0/0	0	6
Doering	1	0	1	0	0/0	0/0	0	6
Hope	1	0	1	0	0/0	0/0	0	6
Kreider	1	1	0	0	0/0	0/0	0	6
Riemersma	1	0	1	0	0/0	0/0	0	6
Scott	1	0	0	1	0/0	0/0	0	6
Townsend	1	0	0	1	0/0	0/0	0	6
Steelers	33	10	19	431/3223/32	1	300		
Opponents	38	14	20	432/3521/24	1	1307		

Sacks: vonOelhoffen 8.0, Gildon 6.0, Bell 5.0, Porter 5.0, Bailey 2.0, Polamalu 2.0, Smith 2.0, Alexander 1.0, Haggans 1.0, Hampton 1.0, Logan 1.0, Townsend 1.0, **Steelers: 35.0, Opponents: 42.0**

2-PT Conversions: **Steelers 1-1, Opponents 1-3**

RUSHING

	No.	Yds	Avg	Long	TD
Bettis	246	811	3.3	21	7
Zereoue	132	433	3.3	22	2
Randle El	15	75	5.0	32	0
Haynes	20	63	3.2	15	0
Ward	11	61	5.5	25	0
Kreider	7	29	4.1	9	1
Maddox	13	12	0.9	6	0
Batch	1	11	11.0	11	0
Burress	1	-7	-7.0	-7	0
Steelers	446	1488	3.3	32	10
Opponents	449	1741	3.9	78t	14

RECEIVING

	No.	Yds	Avg	Long	TD
Ward	95	1163	12.2	50	10
Burress	60	860	14.3	47	4
Zereoue	40	310	7.8	29	0
Randle El	37	364	9.8	32t	1
Doering	18	240	13.3	53	1
Bettis	13	86	6.6	16	0
Tuman	12	113	9.4	23	0
Riemersma	10	138	13.8	24	1
Kreider	9	107	11.9	26	0
Haynes	7	57	8.1	13	0
Mays	2	17	8.5	9	0
Bruener	2	12	6.0	11	1
Hope	1	81	81.0	81t	1
Steelers	306	3548	11.6	81t	19
Opponents	294	3245	11.0	61t	20

INTERCEPTIONS

	No.	Yds	Avg	Long	TD
Alexander	4	63	15.8	34	0
Scott	3	50	16.7	26t	1
Townsend	3	24	8.0	25t	1
Bell	1	61	61.0	42	0
Farrior	1	9	9.0	9	0
Washington	1	7	7.0	7	0
Gildon	1	1	1.0	1	0
Steelers	14	215	15.4	42	2
Opponents	17	386	22.7	75t	3

PUNTING

	No.	Yds	Avg	Net	TB	In	Lg	B
Miller	84	3518	41.9	36.0	8	27	69	1
Steelers	84	3518	41.9	36.0	8	27	69	1
Opponents	91	3694	40.6	32.1	11	23	61	0

PUNT RETURNS

	Ret	FC	Yds	Avg	Long	TD
Randle El	45	12	542	12.0	84t	2
Doering	0	0	9	0.0	9	0
Steelers	45	12	551	12.2	84t	2
Opponents	47	12	296	6.3	45	0

KICKOFF RETURNS

	No.	Yds	Avg	Long	TD
Taylor	37	831	22.5	53	0
Randle El	24	466	19.4	34	0
Mays	4	79	19.8	27	0
Kreider	3	29	9.7	15	0
Steelers	68	1405	20.7	53	0
Opponents	66	1359	20.6	100t	1

FIELD GOALS

	1-19	20-29	30-39	40-49	50+
Reed	0/0	9/12	6/7	7/12	1/1
Steelers	0/0	9/12	6/7	7/12	1/1
Opponents	1/1	7/7	5/5	8/9	0/2

Reed: (29G,31G)(20G,51G)(24WR,33G)
 (26G,23G,30CR)(30G,37G)(24G,26G)
 (49G,33G,21G)(23WL)(45WR)(45WR,23G,46G)
 (23G,39G)(47SH,44G,48SH,40G)(43WL,20WL)
 (47G,40G)(42G)
 Opponents: (44G)(19G,22G)(47G)
 (47WL,20G,22G)(36G,46G,34G)(20G)
 (32G,22G,44G)(27G,31G)(44G)(28G,41G)(31G)
 (46G,52SH,51SH,47G)

• Team Record

2002 Final Regular-Season Statistics (Won 10, Lost 5, Tied 1)

SCHEDULE

Date	W-L	Score	Opponent	Attendance
9/9	L	30-14	at New England	68,436
9/15	L	30-17	Oakland	62,260
9/29	W	16-13/OT	Cleveland	62,864
10/6	L	32-29	at New Orleans	67,734
10/13	W	34-7	at Cincinnati	63,900
10/21	W	28-10	Indianapolis	62,800
10/27	W	31-18	at Baltimore	69,638
11/3	W	23-20	at Cleveland	73,718
11/10	T	34-34/OT	Atlanta	62,779
11/17	L	31-23	at Tennessee	68,804
11/24	W	29-21	Cincinnati	60,473
12/1	W	25-23	at Jacksonville	55,260
12/8	L	24-6	Houston	58,551
12/15	W	30-14	Carolina	58,586
12/23	W	17-7	at Tampa Bay	65,684
12/29	W	34-31	Baltimore	61,961

TEAM STATISTICS

	Pittsburgh	Opponent
Total First Downs	343	279
Rushing	119	77
Passing	200	178
Penalty	24	24
3rd Down: Made/Att	94/223	98/225
3rd Down Pct.	42.2	43.6
4th Down: Made/Att	14/23	7/13
4th Down Pct.	60.9	53.8
Possession Avg.	32:47	27:13
Total Net Yards	5952	4835
Avg. Per Game	372.0	302.2
Total Plays	1097	982
Avg. Per Play	5.4	4.9
Net Yards Rushing	2120	1375
Avg. Per Game	132.5	85.9
Total Rushes	512	359
Net Yards Passing	3832	3460
Avg. Per Game	239.5	216.3
Sacked/Yards Lost	34/204	50/313
Gross Yards	4036	3773
Att./Completions	551/350	573/336
Completion Pct.	63.5	58.6
Had Intercepted	22	19
Punts/Average	63/41.0	77/40.3
Net Punting Avg.	33.2	35.0
Penalties/Yards	90/712	106/927
Fumbles/Ball Lost	26/14	22/17
Touchdowns	43	41
Rushing	15	16
Passing	26	19
Returns	2	6

SCORE BY PERIOD

	Q1	Q2	Q3	Q4	OT	Pts
Steelers	113	124	61	89	3	390
Opponents	79	73	86	107	0	345

PASSING

	Att	Cmp	Yds	Cmp%	TD	Int	Long	Sack/Lost	Rating
Maddox	377	234	2836	62.1	20	16	72t	26/148	85.2
Stewart	166	109	1155	65.7	6	6	64t	7/46	82.8
Randle El	8	7	45	87.5	0	0	25	1/10	90.1
Steelers	551	350	4036	63.5	26	22	72t	34/204	84.6
Opponents	573	336	3773	58.6	19	19	64t	50/313	75.6

SCORING

	TD	Ru	Pa	Rt	PAT	FG	2Pt	Pts
Ward	12	0	12	0	0/0	0/0	3	61
Peterson	0	0	0	0	025/2612/21	0	0	61
Reed	0	0	0	0	010/1117/19	0	0	61
Bettis	9	9	0	0	0/0	0/0	0	54
Burruss	7	0	7	0	0/0	0/0	1	44
Zeroué	4	4	0	0	0/0	0/0	0	24
Randle El	3	0	2	1	0/0	0/0	0	18
Mathis	2	0	2	0	0/0	0/0	0	12
Stewart	2	2	0	0	0/0	0/0	0	12
Kreider	1	0	1	0	0/0	0/0	1	8
Tuman	1	0	1	0	0/0	0/0	0	6
Scott	1	0	0	1	0/0	0/0	0	6
Bruener	1	0	1	0	0/0	0/0	0	6
Steelers	43	15	26	235	3729/40	5	390	
Opponents	41	16	19	637/3820/26	0	345		

Sacks: Porter 9.0, Gildon 9.0, Haggans 6.5, Smith 5.5, Bailey 5.5, Bell 4.0, Flowers 4.0, von Oelhoffen 3.0, Hampton 2.0, Alexander 1.0, Logan 0.5.

Steelers: 50.0, Opponents: 34.0
2-Pt. Conversions: Steelers 5-6, Opponents 1-3

RUSHING

	No.	Yds	Avg	Long	TD
Zeroué	193	762	3.9	42	4
Bettis	187	666	3.6	41t	9
Stewart	43	191	4.4	28t	0
Ward	12	142	11.8	39	2
Randle El	19	134	7.1	24	0
Fuamatu-Ma'afala	23	115	5.0	17	0
Haynes	10	51	5.1	20	0
Maddox	19	43	2.3	21	0
Kreider	6	16	2.7	5	0
Steelers	512	2120	4.1	42	15
Opponents	359	1375	3.8	59t	16

RECEIVING

	No.	Yds	Avg	Long	TD
Ward	112	1329	11.9	72t	12
Burruss	78	1325	17.0	62t	7
Randle El	47	489	10.4	36	2
Zeroué	42	341	8.1	54	0
Mathis	23	218	9.5	22	2
Kreider	18	122	6.8	15	1
Bruener	13	66	5.1	10	1
Bettis	7	57	8.1	15	0
Tuman	4	63	15.8	27	1
Haynes	3	10	3.3	7	0
Fuamatu-Ma'afala	2	12	6.0	6	0
Cushing	1	4	4.0	4	0
Steelers	350	4036	11.5	72t	26
Opponents	336	3773	11.2	64	19

INTERCEPTIONS

	No.	Yds	Avg	Long	TD
Porter	4	153	38.3	84	0
Alexander	4	37	9.3	25	0
Washington	3	51	17.0	28	0
Townsend	3	3	1.0	2	0
Flowers	2	31	15.5	25	0
Scott	2	30	15.0	30t	1
Logan	1	46	46.0	46	0
Steelers	19	351	18.5	84	1
Opponents	22	421	19.1	70t	2

PUNTING

	No.	Yds	Avg	Net	TB	In	Lg	B
Miller	55	2267	41.2	33.1	5	14	62	1
Rouen	7	316	45.1	38.7	1	1	55	0
Steelers	62	2583	41.6	33.2	6	15	62	1
Opponents	77	3102	40.3	35.0	6	17	63	1

PUNT RETURNS

	Ret	FC	Yds	Avg	Long	TD
Randle El	42	13	347	8.3	60	0
Colclough	1	0	13	13.0	13	0
Haynes	1	0	5	5.0	5	0
Steelers	44	13	365	8.3	60	0
Opponents	34	8	252	7.4	33	0

KICKOFF RETURNS

	No.	Yds	Avg	Long	TD
Randle El	32	733	22.9	99t	1
Mays	32	671	21.0	35	0
Poteat	5	103	20.6	25	0
Kreider	1	18	18.0	18	0
Bailey	1	12	12.0	12	0
Allred	1	7	7.0	7	0
Steelers	72	1544	21.4	99t	1
Opponents	78	1671	21.4	96t	1

FIELD GOALS

	1-19	20-29	30-39	40-49	50+
T. Peterson	1/1	2/3	6/10	3/7	0/0
J. Reed	0/0	5/5	5/5	6/7	1/2
Steelers	1/1	7/8	11/15	9/14	1/2
Opponents	0/0	7/7	2/3	11/15	0/1

Peterson:(39N)(46G)(19G,27G,24B,31G)(34G,32WL,30G)(48SH)(34G)(43G,41WR,28G,42G)(34G,40RU,34G,48B)(31WR,37WR)

Reed:(33G,51SH,43G,45G)(25G,29G,30G,46G,33G,50G)(40G,31G,43SH)(36G,41G,23G)(26G)(23G,48G)

Opponents:(45G,28G,27G)(41G,45G,46WL,27G)(28G,28G,45SH)(40G,48G,31G,48G)(46SH)(48SH,41G)(28G)(36G,40G,56B)(39WR,43G)(43G)

• Team Record

2001 Final Regular-Season Statistics (Won 13, Lost 3)

SCHEDULE

Date	W-L	Score	Opponent	Attendance
9/9	L	21-3	at Jacksonville	63,785
9/30	W	20-3	at Buffalo	72,874
10/7	W	16-7	Cincinnati	62,335
10/14	W	20-17	at Kansas City	78,413
10/21	W	17-10	at Tampa Bay	65,588
10/29	W	34-7	Tennessee	63,763
11/4	L	13-10	Baltimore	62,906
11/11	W	15-12/OT	at Cleveland	73,218
11/18	W	20-7	Jacksonville	62,644
11/25	W	34-24	at Tennessee	68,801
12/2	W	21-16	Minnesota	62,661
12/9	W	18-7	N.Y. Jets	62,884
12/16	W	26-21	at Baltimore	69,506
12/23	W	47-14	Detroit	62,809
12/30	L	26-23/OT	at Cincinnati	63,751
1/6	W	28-7	Cleveland	59,189

TEAM STATISTICS

	Pittsburgh	Opponent
Total First Downs	314	254
Rushing	148	70
Passing	150	160
Penalty	16	24
3rd Down: Made/Att	106/232	68/199
3rd Down Pct.	45.7	34.2
4th Down: Made/Att	6/12	4/17
4th Down Pct.	50.0	23.5
Possession Avg.	34:10	25:50
Total Net Yards	5887	4137
Avg. Per Game	367.9	258.6
Total Plays	1065	919
Avg. Per Play	5.5	4.5
Net Yards Rushing	2774	1195
Avg. Per Game	173.4	74.7
Total Rushes	580	339
Net Yards Passing	3113	2942
Avg. Per Game	194.6	183.9
Sacked/Yards Lost	31/182	55/367
Gross Yards	3295	3309
Att./Completions	454/274	525/295
Completion Pct.	60.4	56.2
Had Intercepted	12	16
Punts/Average	63/41.4	87/42.3
Net Punting Avg.	63/34.6	87/36.3
Penalties/Yards	86/737	71/585
Fumbles/Ball Lost	28/9	27/12
Touchdowns	38	26
Rushing	17	5
Passing	16	19
Returns	5	2

SCORE BY PERIOD

	Q1	Q2	Q3	Q4	OT	Pts
Steelers	60	108	102	79	3	352
Opponents	23	81	13	82	3	212

PASSING

	Att	Cmp	Yds	Cmp%	TD	Int	Long	Sack/Lost	Rating
Stewart	442	266	3109	60.2	14	11	90t	29/175	81.7
Maddox	9	7	154	77.8	1	1	57	1/4	116.2
Bettis	2	1	32	50.0	1	0	32t	0/0	135.4
Ward	1	0	0	0.0	0	0	0	1/3	39.6
Steelers	454	274	3295	60.4	16	12	90t	31/182	83.4
Opponents	525	295	3309	56.2	19	16	80t	55/367	74.5

SCORING

	TD	Ru	Pa	Rt	PAT	FG	2Pt	Pts
Brown	0	0	0	0	034/3730/44	0	0	124
Burress	6	0	6	0	0/0	0/0	0	36
Stewart	5	5	0	0	0/0	0/0	0	30
Bettis	4	4	0	0	0/0	0/0	0	24
Fuamatu-Ma'afala	3	1	0	0/0	0/0	0	0	24
Ward	4	0	4	0	0/0	0/0	0	24
Edwards	2	1	0	1	0/0	0/0	0	12
Scott	2	0	0	2	0/0	0/0	0	12
Shaw	2	0	2	0	0/0	0/0	0	12
Zeroueu	2	1	1	0	0/0	0/0	0	12
Bowers	1	1	0	0	0/0	0/0	0	6
Cushing	1	0	1	0	0/0	0/0	0	6
Gildon	1	0	0	1	0/0	0/0	0	6
Kreider	1	1	0	0	0/0	0/0	0	6
Maddox	1	1	0	0	0/0	0/0	0	6
Tuman	1	0	1	0	0/0	0/0	0	6
Washington	1	0	0	1	0/0	0/0	0	6
Steelers	38	17	16	534/3730/44	0	0	352	
Opponents	26	5	19	223/24	9/20	0	212	

Sacks: Gildon 12.0, Bell 9.0, Porter 9.0, A. Smith 8.0, von Oelhoffen 4.0, Alexander 2.0, Baylor 2.0, Holmes 2.0, Logan 2.0, Townsend 2.0, Flowers 1.0, Hampton 1.0, Washington 1.0.
Steelers: 55.0, Opponents: 31.0
2-Pt. Conversions: Steelers 0-1, Opponents 1-2

RUSHING

	No.	Yds	Avg	Long	TD
Bettis	225	1072	4.8	48	4
Stewart	96	537	5.6	48	5
Fuamatu-Ma'afala	120	453	3.8	46	3
Zeroueu	85	441	5.2	32	1
Bowers	18	84	4.7	21t	1
Ward	10	83	8.3	36	0
Kreider	7	29	4.1	12	1
Edwards	5	28	5.6	12t	1
Witman	5	24	4.8	14	0
Maddox	6	9	1.5	8	1
Martin	1	8	8.0	8	0
Steelers	578	2768	4.8	48t	17
Opponents	339	1195	3.5	36	5

RECEIVING

	No.	Yds	Avg	Long	TD
Ward	94	1003	10.7	34	4
Burress	66	1008	15.3	43	6
Shaw	24	409	17.0	90t	2
Edwards	19	283	14.9	57	2
Fuamatu-Ma'afala	16	127	7.9	54	1
Zeroueu	13	154	11.8	62	1
Bruener	12	98	8.2	21	0
Bettis	8	48	6.0	16	0
Tuman	7	96	13.7	32t	1
Witman	6	32	5.3	12	0
Cushing	5	24	4.8	9	1
Kreider	2	5	2.5	5	0
Blackwell	1	8	8.0	8	0
Bowers	1	0	0.0	0	0
Steelers	274	3295	12.0	90t	16
Opponents	295	3309	11.2	80t	19

INTERCEPTIONS

	No.	Yds	Avg	Long	TD
Scott	5	204	40.8	62	2
Alexander	4	39	9.8	22	0
Townsend	2	7	3.5	7	0
Logan	2	2	1.0	2	0
Washington	1	15	15.0	15	0
Clancy	1	3	3.0	3	0
Gildon	1	0	0.0	0	0
Steelers	16	270	16.9	62	2
Opponents	12	101	8.4	39	0

PUNTING

	No.	Yds	Avg	Net	TB	In	Lg	B
Miller	59	2505	42.5	34.9	5	23	64	1
K. Brown	3	106	35.3	27.3	0	0	46	0
Steelers	62	2611	42.1	34.6	5	23	64	1
Opponents	87	3677	42.3	36.3	5	28	57	0

PUNT RETURNS

	Ret	FC	Yds	Avg	Long	TD
Poteat	36	14	292	8.1	39	0
Edwards	10	0	83	8.3	28	0
Shaw	4	1	45	11.3	23	0
Steelers	50	15	420	8.4	39	0
Opponents	28	14	334	11.9	62	0

KICKOFF RETURNS

	No.	Yds	Avg	Long	TD
Edwards	20	462	23.1	81	0
Poteat	16	250	15.6	30	0
Jackson	6	125	20.8	25	0
Blackwell	2	36	18.0	20	0
Logan	1	9	9.0	9	0
Shaw	1	2	2.0	2	0
Steelers	46	884	19.2	81	0
Opponents	73	1561	21.4	95t	1

FIELD GOALS

	1-19	20-29	30-39	40-49	50+
K. Brown	0/0	7/7	15/20	6/15	2/2
Steelers	0/0	7/7	15/20	6/15	2/2
Opponents	0/0	3/5	4/6	2/7	0/2

Brown: (41G)(33N,30G,52G)
 (26G,42G,48G)(42G,55G)(35G)
 (48N,42G,27G)(38G,41N,33N,48N,35N)
 (31G,27G,37G,37G,45N,32G)
 (48G,28G)(39G,47N,37G)(40N)
 (26G,33G,40N,44N,38G,20G)
 (22G,33G,32N)(48N,37G,38N,31G)(38G)
Opponents: (22N)(49N,23G)(51N)(31G)(48N)
 (25G,39G)(40G)(47N)(49G)(25G,38N)(51N)
 (48N)(48N)(32N,28N,34G,31G)

• Team Record

2000 Final Regular-Season Statistics (Won 9, Lost 7)

SCHEDULE				
Date	W-L	Score	Opponent	Attendance
9/3	L	16-0	Baltimore	55,049
9/17	L	23-20	at Cleveland	73,018
9/24	L	23-20	Tennessee	51,769
10/1	W	24-13	at Jacksonville	64,351
10/8	W	20-3	at N.Y. Jets	78,441
10/15	W	15-0	Cincinnati	54,328
10/22	W	22-0	Cleveland	57,659
10/29	W	9-6	at Baltimore	69,405
11/5	L	9-7	at Tennessee	68,498
11/12	L	26-23/OT	Philadelphia	56,702
11/19	L	34-24	Jacksonville	50,925
11/26	W	48-28	at Cincinnati	63,925
12/3	W	21-20	Oakland	55,811
12/10	L	30-10	at N.Y. Giants	78,164
12/16	W	24-3	Washington	58,183
12/24	W	34-21	at San Diego	50,809

TEAM STATISTICS		
	Pittsburgh	Opponent
Total First Downs	283	252
Rushing	124	82
Passing	128	153
Penalty	31	17
3rd Down: Made/Att	86/229	78/222
3rd Down Pct.	37.6	35.1
4th Down: Made/Att	5/10	8/17
4th Down Pct.	50.0	47.1
Possession Avg.	31:27	28:33
Total Net Yards	4766	4713
Avg. Per Game	297.9	294.6
Total Plays	1009	985
Avg. Per Play	4.7	4.8
Net Yards Rushing	2248	1693
Avg. Per Game	140.5	105.8
Total Rushes	527	425
Net Yards Passing	2518	3020
Avg. Per Game	157.4	188.8
Sacked/Yards Lost	43/220	39/229
Gross Yards	2738	3249
Att./Completions	439/217	521/280
Completion Pct.	49.4	53.7
Had Intercepted	10	17
Punts/Average	91/43.3	84/43.3
Net Punting Avg.	91/37.5	84/35.5
Penalties/Yards	81/667	105/876
Fumbles/Ball Lost	24/11	25/18
Touchdowns	35	24
Rushing	19	9
Passing	12	13
Returns	4	2

SCORE BY PERIOD						
	Q1	Q2	Q3	Q4	OT	Pts
Steelers	58	99	67	97	0	321
Opponents	67	76	50	59	3	255

PASSING										
	Att	Cmp	Yds	Cmp%	TD	Int	Long	Sack/Lost	Rating	
Stewart	289	151	1860	52.2	11	8	45t	30/150	73.6	
Graham	148	66	878	44.6	1	1	77t	13/70	63.4	
Bettis	2	0	0	0.0	0	1	0	0/0	0.0	
Steelers	439	217	2738	49.4	12	10	77t	43/220	68.9	
Opponents	521	280	3249	53.7	13	17	79	39/229	63.9	

SCORING										
	TD	Ru	Pa	Rt	PAT	FG	2Pt	Pts		
Brown	0	0	0	0	032/3325/30	0	0	107		
Bettis	8	8	0	0	0/0	0/0	0	48		
Stewart	7	7	0	0	0/0	0/0	0	42		
Shaw	4	4	0	0	0/0	0/0	0	24		
Ward	4	0	4	0	0/0	0/0	0	24		
Huntley	3	3	0	0	0/0	0/0	1	20		
Bruener	3	0	3	0	0/0	0/0	0	18		
Porter	1	0	0	1	0/0	0/0	0	8		
Blackwell	1	0	0	1	0/0	0/0	0	6		
Fuamatu-Ma'afala	1	0	0	0	0/0	0/0	0	6		
Gildon	1	0	0	1	0/0	0/0	0	6		
Hawkins	1	0	1	0	0/0	0/0	0	6		
Poteat	1	0	0	1	0/0	0/0	0	6		
Steelers	35	19	12	432/3325/30	30	1	321			
Opponents	24	9	13	224/2429/34	0	255				

Sacks: Gildon 13.5, Porter 10.5, A. Smith 4.0, Townsend 3.5, Alexander 1.5, Battles 1.0, Flowers 1.0, Holmes 1.0, von Oelhoffen 1.0, Vrabel 1.0, **Steelers: 39.0, Opponents: 43.0**

2-Pt. Conversions: **Steelers 1-2, Opponents 0-0**

RUSHING					
	No.	Yds	Avg	Long	TD
Bettis	355	1341	3.8	30	8
Stewart	78	436	5.6	45t	7
Huntley	46	215	4.7	30t	3
Fuamatu-Ma'afala	21	149	7.1	23	1
Ward	4	53	13.3	23	0
Kreider	2	24	12.0	22	0
Zereoue	6	14	2.3	11	0
Graham	8	7	0.9	7	0
Witman	3	5	1.7	2	0
Edwards	3	4	1.3	15	0
Miller	1	0	0.0	0	0
Steelers	527	2248	4.3	45t	19
Opponents	425	1693	4.0	46	9

RECEIVING					
	No.	Yds	Avg	Long	TD
Ward	48	672	14.0	77t	4
Shaw	40	672	16.8	45t	4
Burruss	22	273	12.4	39	0
Hawkins	19	238	12.5	33	1
Edwards	18	215	11.9	27	0
Bruener	17	192	11.3	30t	3
Bettis	13	97	7.5	25	0
Fuamatu-Ma'afala	11	107	9.7	25	0
Huntley	10	91	9.1	19	0
Kreider	5	42	8.4	14	0
Witman	5	33	6.6	11	0
Cushing	4	17	4.3	5	0
Geason	3	66	22.0	36	0
Blackwell	2	23	11.5	14	0
Steelers	217	2738	12.6	77t	12
Opponents	280	3249	11.6	79	13

INTERCEPTIONS					
	No.	Yds	Avg	Long	TD
Washington	5	59	11.8	31	0
Scott	5	49	9.8	33	0
Alexander	3	31	10.3	15	0
Codie	1	14	14.0	14	0
Kirkland	1	1	1.0	1	0
Flowers	1	0	0.0	0	0
Porter	1	0	0.0	0	0
Steelers	17	154	9.1	33	0
Opponents	10	150	15.0	63t	2

PUNTING								
	No.	Yds	Avg	Net	TB	In	Lg	B
Miller	90	3944	43.8	37.5	8	34	67	1
Steelers	90	3944	43.8	37.5	8	34	67	1
Opponents	84	3641	43.3	35.5	8	29	65	0

PUNT RETURNS						
	Ret	FC	Yds	Avg	Long	TD
Poteat	36	7	467	13.0	54	1
Hawkins	4	11	15	3.8	9	0
Shaw	2	1	17	8.5	10	0
Edwards	0	1	0	—	—	0
Steelers	42	20	499	11.9	54	1
Opponents	44	14	371	8.4	27	0

KICKOFF RETURNS					
	No.	Yds	Avg	Long	TD
Poteat	24	465	19.4	31	0
Edwards	15	298	19.9	37	0
Blackwell	10	281	28.1	98t	1
Ward	7	186	26.6	57	0
Kreider	1	0	0.0	0	0
Tuman	1	-1	-1.0	-1	0
Steelers	58	1221	21.1	98t	1
Opponents	69	1496	21.7	62	0

FIELD GOALS					
	1-19	20-29	30-39	40-49	50+
K. Brown	1/1	8/8	9/10	6/9	1/2
Steelers	1/1	8/8	9/10	6/9	1/2
Opponents	2/2	9/11	6/7	11/13	1/1

Brown:(45N)(41G,31G)(32G,32G,50N)(19G)(43G,29G)(36G,28G)(44G,20G,31G,26G,33G)(24G)(38G,52G,40G)(40G,42N)(44G,28G)(32G,36N,44N)(28G)(32G,28G)

Opponents:(23G,26G,33G)(23G,28G,19G)(24G,40G,40G)(19G,48G)(29B,40G)(42N)(51G,49G)(21G,24N,31G,29G)(26G,45G,38N,42G,42G)(36G,33G)(40G,42G,44N)(38G,40G,21G)(32G)

• Team Record

1999 Final Regular-Season Statistics (Won 6, Lost 10)

SCHEDULE

Date	W-L	Score	Opponent	Attendance
9/12	W	43-0	at Cleveland	73,138
9/19	W	23-20	at Baltimore	68,965
9/26	L	29-10	Seattle	57,881
10/3	L	17-3	Jacksonville	57,308
10/10	L	24-21	at Buffalo	71,038
10/17	W	17-3	at Cincinnati	59,669
10/25	W	13-9	Atlanta	58,141
11/7	W	27-6	at San Francisco	68,657
11/14	L	16-15	Cleveland	58,213
11/21	L	16-10	at Tennessee	66,619
11/28	L	27-20	Cincinnati	50,907
12/2	L	20-6	at Jacksonville	68,806
12/12	L	31-24	Baltimore	46,715
12/18	L	35-19	at Kansas City	78,697
12/26	W	30-20	Carolina	39,428
1/2	L	47-36	Tennessee	48,025

TEAM STATISTICS

	Pittsburgh	Opponent
Total First Downs	295	260
Rushing	111	92
Passing	159	142
Penalty	25	26
3rd Down: Made/Att	90/234	64/203
3rd Down Pct.	38.5	31.5
4th Down: Made/Att	7/24	8/16
4th Down Pct.	29.2	50.0
Possession Avg.	31:28	28:32
Total Net Yards	4874	4884
Avg. Per Game	304.6	305.3
Total Plays	1067	953
Avg. Per Play	4.6	5.1
Net Yards Rushing	1991	1958
Avg. Per Game	124.4	122.4
Total Rushes	495	451
Net Yards Passing	2883	2926
Avg. Per Game	180.2	182.9
Sacked/Yards Lost	37/235	39/241
Gross Yards	3118	3167
Att./Completions	535/301	463/245
Completion Pct.	56.3	52.9
Had Intercepted	18	14
Punts/Average	84/45.2	92/40.6
Net Punting Avg.	91/37.5	84/35.5
Penalties/Yards	119/945	101/813
Fumbles/Ball Lost	19/7	29/14
Touchdowns	35	36
Rushing	14	10
Passing	19	20
Returns	2	6

SCORE BY PERIOD

	Q1	Q2	Q3	Q4	OT	Pts
Steelers	102	72	60	83	0	317
Opponents	100	102	59	59	0	320

PASSING

	Att	Cmp	Yds	Cmp%	TD	Int	Long	Sack/Lost	Rating
Stewart	275	160	1464	58.2	6	10	42	22/131	64.9
Tomczak	258	139	1625	53.9	12	8	49	15/104	75.8
Bettis	1	1	21	100.0	1	0	21t	0/0	158.3
Gonzalez	1	1	8	100.0	0	0	8	0/0	100.0
Steelers	535	301	3118	56.3	19	18	49	37/235	71.1
Opponents	463	245	3167	52.9	20	14	88t	40/247	76.5

SCORING

	TD	Ru	Pa	Rt	PAT	FG	2Pt	Pts
Brown	0	0	0	0	030/3125/29	0	105	
Huntley	8	5	3	0	0/0	0/0	0	48
Ward	7	0	7	0	0/0	0/0	1	44
Bettis	7	7	0	0	0/0	0/0	0	44
Edwards	5	0	5	0	0/0	0/0	0	30
Shaw	3	0	3	0	0/0	0/0	0	18
Stewart	3	2	1	0	0/0	0/0	0	18
Davis	1	0	0	1	0/0	0/0	0	6
Porter	1	0	0	1	0/0	0/0	0	6
Steelers	35	14	19	230/3125/29	1	317		
Opponents	36	10	20	634/3520/26	5	320		

Sacks: Gildon 8.5, Emmons 6.0, Flowers 5.0, Roye 4.5, Oldham 3.0, Steed 3.0, Kirkland 2.0, Porter 2.0, Vrabel 2.0, L. Brown 1.0, Henry 1.0, Shields 1.0, **Steelers: 39.0, Opponents: 37.0**
2-Pt. Conversions: Steelers 1-4, Opponents 0-1

INTERCEPTIONS

	No.	Yds	Avg	Long	TD
Shields	4	75	18.8	25	0
Washington	4	1	0.3	1	0
Kirkland	1	23	23.0	23	0
Emmons	1	22	22.0	22	0
Scott	1	16	16.0	16	0
Oldham	1	9	9.0	9	0
Roye	1	2	2.0	2	0
Davis	1	1	1.0	1	0
Steelers	14	149	10.6	25	0
Opponents	18	304	16.9	58t	3

PUNTING

	No.	Yds	Avg	Net	TB	In	Lg	B
Miller	84	3795	45.2	38.1	10	27	75	0
Steelers	84	3795	45.2	38.1	10	27	75	0
Opponents	92	3737	40.6	34.3	10	32	78	0

PUNT RETURNS

	Ret	FC	Yds	Avg	Long	TD
Edwards	25	4	234	9.4	48	0
Hawkins	11	6	49	4.5	14	0
Shaw	4	3	53	13.3	17	0
Blackwell	1	1	39	39.0	39	0
Ward	1	0	2	2.0	2	0
Steelers	42	14	377	9.0	48	0
Opponents	39	13	392	10.1	94t	1

KICKOFF RETURNS

	No.	Yds	Avg	Long	TD
Huntley	15	336	22.4	41	0
Blackwell	14	282	20.1	37	0
Edwards	13	234	18.0	44	0
Zereoue	7	169	24.1	35	0
Lyons	3	42	14.0	17	0
Cline LG	2	8	4.0	8	0
Cline TM	2	8	4.0	8	0
Fuamatu-Ma'afala	1	9	9.0	9	0
Vrabel	1	6	6.0	6	0
Ward	1	24	24.0	24	0
Steelers	57	1,110	19.5	44	0
Opponents	67	1,209	18.0	75	0

FIELD GOALS

	1-19	20-29	30-39	40-49	50+
K. Brown	2/2	5/5	9/10	8/11	1/1
Steelers	2/2	5/5	9/10	8/11	1/1
Opponents	2/2	8/9	4/6	5/8	1/1

K. Brown: (19G,28G,19G)(32G,28G,36G)(33G)(48G)(43G)(51G,25G)(28G,38G,31N)
 (41G,32G,47G)(44N,24G)(35G,33G)(40G,38G)(31G,46N)(42G,49B,47G)(46G)
Opponents: (45G,28G)(45G,51G,41G,26G,30N,38G)(27G,41G)(29G,36N)(37G,41N)(47N)(19G,20G,49N)(39G)(29G)

1998 Final Regular-Season Statistics (Won 7, Lost 9)

SCHEDULE

Date	W-L	Score	Opponent	Attendance
9/6	W	20-13	at Baltimore	68,847
9/13	W	17-12	Chicago	59,084
9/20	L	21-0	at Miami	73,948
9/27	W	13-10	Seattle	58,413
10/11	L	25-20	at Cincinnati	59,979
10/18	W	16-6	Baltimore	58,620
10/26	W	20-13	at Kansas City	79,431
11/1	L	41-31	Tennessee	58,222
11/9	W	27-20	Green Bay	60,507
11/15	L	23-14	at Tennessee	41,104
11/22	W	30-15	Jacksonville	59,124
11/26	L	19-16/OT	at Detroit	78,139
12/6	L	23-9	New England	58,632
12/13	L	16-3	at Tampa Bay	65,335
12/20	L	25-24	Cincinnati	52,017
12/28	L	21-3	at Jacksonville	74,143

TEAM STATISTICS

	Pittsburgh	Opponent
Total First Downs	268	266
Rushing	106	88
Passing	135	155
Penalty	27	23
3rd Down: Made/Att	87/224	89/236
3rd Down Pct.	38.8	37.7
4th Down: Made/Att	3/15	8/18
4th Down Pct.	20.0	44.4
Possession Avg.	30:20	29:40
Total Net Yards	4586	4963
Avg. Per Game	286.6	310.2
Total Plays	1014	1002
Avg. Per Play	4.5	5.0
Net Yards Rushing	2034	1642
Avg. Per Game	127.1	102.6
Total Rushes	490	479
Net Yards Passing	2552	3321
Avg. Per Game	159.5	207.6
Sacked/Yards Lost	35/229	41/238
Gross Yards	2781	3559
Att./Completions	489/274	482/268
Completion Pct.	56.0	55.6
Had Intercepted	20	16
Punts/Average	82/43.5	76/45.8
Net Punting Avg.	82/36.8	76/38.9
Penalties/Yards	79/691	106/854
Fumbles/Ball Lost	18/12	28/13
Touchdowns	26	30
Rushing	8	8
Passing	13	17
Returns	5	5

SCORE BY PERIOD

	Q1	Q2	Q3	Q4	OT	Pts
Steelers	40	86	70	67	0	263
Opponents	24	112	63	101	3	303

PASSING

	Att	Cmp	Yds	Cmp%	TD	Int	Long	Sack/Lost	Rating
Stewart	458	252	2560	55.0	11	18	55t	33/211	62.9
Tomczak	30	21	204	70.0	2	2	42	2/18	83.2
Ward	1	1	17	100.0	0	0	17	0/0	118.8
Steelers	489	274	2781	56.0	13	20	55t	35/229	64.3
Opponents	482	268	3559	55.6	17	16	86t	41/238	77.1

SCORING

	TD	Ru	Pa	Rt	PAT	FG	2Pt	Pts
N. Johnson	0	0	0	0	21/21	6/31	0	99
C. Johnson	7	0	7	0	0/0	0/0	2	46
Bettis	3	3	0	0	0/0	0/0	0	18
Fuamatu-Ma'afala	3	2	1	0	0/0	0/0	0	18
Bruener	2	2	0	0	0/0	0/0	0	12
Stewart	2	2	0	0	0/0	0/0	0	12
Washington	2	0	0	2	0/0	0/0	0	12
Blackwell	1	0	1	0	0/0	0/0	1	8
Coleman	1	0	1	0	0/0	0/0	0	6
Hawkins	1	0	1	0	0/0	0/0	0	6
Huntley	1	1	0	0	0/0	0/0	0	6
Lake	1	0	0	1	0/0	0/0	0	6
McAfee	1	0	0	1	0/0	0/0	0	6
Oldham	1	0	0	1	0/0	0/0	0	6
George	0	0	0	0	2/2	0/1	0	2
Steelers	26	8	13	523	2326	32	3	263
Opponents	30	8	17	523	2432	41	0	303

Sacks: Gildon 11.0, Henry 4.0, Emmons 3.5, Harrison 3.5, Royce 3.5, D. Jones 3.0, Kirkland 2.5, Vrabel 2.5, Gibson 2.0, Holmes 1.5, Flowers 1.0, Lake 1.0, Steed 1.0, Oldham 0.5, Perry 0.5, **Steelers: 41.0, Opponents: 35.0**

2-Pt. Conversions: Steelers 3-3, Opponents 2-6

RUSHING

	No.	Yds	Avg	Long	TD
Bettis	316	1185	3.8	42	3
Stewart	81	406	5.0	56	2
Huntley	55	242	4.4	48	1
McAfee	18	111	6.2	14	0
Hawkins	10	41	4.1	14	0
Fuamatu-Ma'afala	7	30	4.3	10t	2
Ward	1	13	13.0	13	0
C. Johnson	1	4	4.0	4	0
Witman	1	2	2.0	2	0
Steelers	490	2034	4.2	56	8
Opponents	479	1642	3.4	37t	8

RECEIVING

	No.	Yds	Avg	Long	TD
Hawkins	66	751	11.4	53	1
C. Johnson	65	815	12.5	55t	7
Blackwell	32	297	9.3	24t	1
Bruener	19	157	8.3	20	2
Bettis	16	90	5.6	26	0
Ward	15	246	16.4	45	0
Witman	13	74	5.7	15	0
Dunn	9	87	9.7	24	0
Fuamatu-Ma'afala	9	84	9.3	26t	1
Lester	9	46	5.1	9	0
McAfee	9	27	3.0	11	0
Coleman	4	49	12.3	13t	1
Lyons	3	19	6.3	11	0
Huntley	3	18	6.0	7	0
Stewart	1	17	17.0	17	0
Bishop	1	4	4.0	4	0
Steelers	274	2781	10.1	55t	13
Opponents	268	3559	13.3	86t	17

INTERCEPTIONS

	No.	Yds	Avg	Long	TD
Washington	5	178	35.6	78t	2
Lake	4	33	8.3	27	1
Perry	2	69	34.5	40	0
Holmes	1	36	36.0	36	0
Oldham	1	14	14.0	14	0
Emmons	1	2	2.0	2	0
Flowers	1	2	2.0	2	0
Kirkland	1	1	1.0	1	0
Steelers	16	335	20.9	78t	3
Opponents	20	169	8.5	33	2

PUNTING

	No.	Yds	Avg	Net	TB	In	Lg	B
Miller	81	3530	43.6	36.8	12	34	73	0
Stewart	1	35.0	35.0	35.0	0	1	35	0
Steelers	82	3565	43.5	36.8	12	35	73	0
Opponents	76	3482	45.8	38.9	13	22	71	1

PUNT RETURNS

	Ret	FC	Yds	Avg	Long	TD
Hawkins	15	8	175	11.7	47	0
Coleman	10	3	53	5.3	12	0
Arnold	4	1	19	4.8	8	0
Blackwell	4	4	22	5.5	13	0
Steelers	33	16	269	8.2	47	0
Opponents	30	18	310	10.3	46	0

KICKOFF RETURNS

	No.	Yds	Avg	Long	TD
Dunn	21	525	25.0	44	0
Blackwell	20	382	19.1	43	0
Huntley	6	119	19.8	26	0
Arnold	3	78	26.0	31	0
Lyons	2	-4	-2.0	6	0
Gibson	1	9	9.0	9	0
McAfee	1	10	10.0	25	0
Royce	1	0	0.0	0	0
Steelers	55	1112	20.2	44	0
Opponents	64	1212	18.9	53	0

FIELD GOALS

	1-19	20-29	30-39	40-49	50+
N. Johnson	0/0	10/10	5/5	11/14	0/2
George	0/0	0/0	0/1	0/0	0/0
Steelers	0/0	10/10	5/6	11/14	0/2
Opponents	1/1	9/9	9/10	12/17	1/4
N. Johnson: (27G,49G)(49G)(47B) (33G,42N,25G)(40G,40G)(41G,42G,40G) (34G,22G)(52N)(45G,21G)(38G,29G,41G) (30G,38G,53N,25G)(49G,26G,43G)(27G)(22G) (47N,24G)					
George: (36B) Opponents: (41G,42N,42N,45N,25G)(19G,36G) (47G,52N)(44G,48G)(41G,40G)(20G,28G)(43G, 32G)(51N,42G,37G)(46G,24G,22G)(45G,51G, 43N,35G,42G)(21G,29G,35G) (39G,37G,33B,21G) (33G,37G,43G,53N,46N,21G)					

1997 Final Regular-Season Statistics (Won 11, Lost 5)

MEDIA INFORMATION

FOOTBALL STAFF

2020 PLAYERS

2019 IN REVIEW

STEELERS HISTORY

RECORDS

SCHEDULE

Date	W-L	Score	Opponent	Attendance
8/31	L	37-7	Dallas	60,396
9/7	W	14-13	Washington	58,059
9/22	L	30-21	at Jacksonville	73,016
9/28	W	37-24	Tennessee	57,507
10/5	W	42-34	at Baltimore	64,421
10/12	W	24-22	Indianapolis	57,925
10/19	W	26-10	at Cincinnati	60,020
10/26	W	23-17/OT	Jacksonville	57,011
11/3	L	13-10	at Kansas City	78,301
11/9	W	37-0	Baltimore	56,669
11/16	W	20-3	Cincinnati	55,226
11/23	L	23-20	at Philadelphia	67,166
11/30	W	26-20/OT	at Arizona	66,341
12/7	W	35-24	Denver	59,739
12/13	W	24-21/OT	at New England	60,013
12/21	L	16-6	at Tennessee	50,677

TEAM STATISTICS

	Pittsburgh	Opponent
Total First Downs	326	285
Rushing	154	82
Passing	157	177
Penalty	15	26
3rd Down: Made/Att	98/216	102/228
3rd Down Pct.	44.7	44.7
4th Down: Made/Att	11/18	7/13
4th Down Pct.	61.1	53.8
Possession Avg.	32:05	27:55
Total Net Yards	5542	4705
Avg. Per Game	346.4	294.1
Total Plays	1058	1005
Avg. Per Play	5.2	4.7
Net Yards Rushing	2479	1318
Avg. Per Game	154.9	82.4
Total Rushes	572	403
Net Yards Passing	3063	3387
Avg. Per Game	191.4	211.7
Sacked/Yards Lost	20/152	48/294
Gross Yards	3215	3681
Att./Completions	466/253	554/295
Completion Pct.	54.3	53.2
Had Intercepted	19	20
Punts/Average	64/42.6	66/42.5
Net Punting Avg.	64/35.0	66/37.9
Penalties/Yards	95/881	90/708
Fumbles/Ball Lost	25/14	26/14
Touchdowns	44	31
Rushing	19	5
Passing	22	24
Returns	3	2

SCORE BY PERIOD

	Q1	Q2	Q3	Q4	OT	Pts
Steelers	67	98	86	106	15	372
Opponents	69	106	65	67	0	307

PASSING

	Att	Cmp	Yds	Cmp%	TD	Int	Long	Sack/Lost	Rating
Stewart	440	236	3020	53.6	21	17	69t	20/152	75.2
Tomczak	24	16	185	66.7	1	2	28t	0/0	68.9
Quinn	2	1	10	50.0	0	0	10	0/0	64.6
Steelers	466	253	3215	54.3	22	19	69t	20/152	74.8
Opponents	554	295	3681	53.2	24	20	55	48/294	73.5

SCORING

	TD	Ru	Pa	Rt	PAT	FG	2PT	Pts
N. Johnson	0	0	0	0	040/4022/25	0	0	166
Stewart	11	11	0	0	0/0	0/0	0	66
Bettis	9	7	2	0	0/0	0/0	0	54
Thigpen	7	0	7	0	0/0	0/0	1	44
Bruener	6	0	6	0	0/0	0/0	0	36
Hawkins	3	0	3	0	0/0	0/0	0	18
Blackwell	2	0	1	1	0/0	0/0	0	12
C. Johnson	2	0	2	0	0/0	0/0	0	12
Jones	2	1	1	0	0/0	0/0	0	12
Gildon	1	0	0	1	0/0	0/0	0	6
Lake	1	0	0	1	0/0	0/0	0	6
Steelers	44	19	22	340	4022/25	1372		
Opponents	31	5	24	228	2829/35	1307		

Sacks: Lake 6.0, Gildon 5.0, Kirkland 5.0, Henry 4.5, Conley 4.0, Harrison 4.0, Holmes 4.0, Oldham 4.0, Lloyd 3.5, Bell 1.5, Vrabel 1.5, Fuller 1.0, Gibson 1.0, Perry 1.0, Roye 1.0, Steed 1.0, Steelers: 48.0, Opponents: 20.0

2-Pt. Conversions: Steelers 1-2, Opponents 2-3

RUSHING

	No.	Yds	Avg	Long	TD
Bettis	375	1665	4.4	34	7
Stewart	88	476	5.4	74t	11
Jones	72	235	3.3	32	1
McAfee	13	41	3.2	9	0
Hawkins	5	17	3.4	11	0
Blackwell	2	14	7.0	11	0
Tomczak	7	13	1.9	17	0
Witman	5	11	2.2	4	0
Lester	2	9	4.5	6	0
Thigpen	1	3	3.0	3	0
Marsh	1	2	2.0	2	0
Miller	1	-7	-7.0	-7	0
Steelers	572	2479	4.3	74t	19
Opponents	403	1318	3.3	47	5

RECEIVING

	No.	Yds	Avg	Long	TD
Thigpen	79	1398	17.7	69t	7
C. Johnson	46	568	12.3	49t	2
Hawkins	45	555	12.3	44t	3
Bruener	18	117	6.5	18t	6
Jones	16	96	6.0	25	1
Bettis	15	110	7.3	19t	2
Blackwell	12	168	14.0	46	1
Lester	10	51	5.1	14	0
Lyons	4	29	7.3	13	0
McAfee	2	44	22.0	30	0
Marsh	2	14	7.0	8	0
Adams	1	39	39.0	39	0
Sadowski	1	12	12.0	12	0
Botkin	1	11	11.0	11	0
Witman	1	3	3.0	3	0
Steelers	253	3215	12.7	69t	22
Opponents	295	3681	12.5	55	24

INTERCEPTIONS

	No.	Yds	Avg	Long	TD
Woodford	4	91	22.8	34	0
Perry	4	77	19.3	42	0
Lake	3	16	5.3	11	0
Oldham	2	16	8.0	8	0
Kirkland	2	14	7.0	11	0
Scott	2	-4	-2.0	0	0
Henry	1	36	36.0	36	0
Bell	1	10	10.0	7	0
Conley	1	-3	-3.0	3	0
Steelers	20	253	12.7	42	0
Opponents	19	270	14.2	43	0

PUNTING

	No.	Yds	Avg	Net	TB	In	Lg	B
Miller	64	2729	42.6	35.0	11	17	72	0
Steelers	64	2729	42.6	35.0	11	17	72	0
Opponents	66	2804	42.5	37.9	4	17	59	0

PUNT RETURNS

	Ret	FC	Yds	Avg	Long	TD
Blackwell	23	6	149	6.5	15	0
Coleman	5	2	5	1.0	5	0
Hawkins	4	2	68	17.0	30	0
Steelers	32	10	222	6.9	30	0
Opponents	23	6	271	11.8	38	0

KICKOFF RETURNS

	No.	Yds	Avg	Long	TD
Blackwell	32	791	24.7	97t	1
Coleman	24	487	20.3	28	0
Adams	10	215	21.5	31	0
Vrabel	1	0	0.0	0	0
Witman	1	10	10.0	10	0
Steelers	67	1493	22.3	97t	1
Opponents	74	1556	21.0	97t	1

FIELD GOALS

	1-19	20-29	30-39	40-49	50+
N. Johnson	1/1	6/6	8/8	6/8	1/2
Steelers	1/1	6/6	8/8	6/8	1/2
Opponents	1/1	13/14	11/12	3/6	1/2

N. Johnson: (40B)(46N,48G,25G,44G)(23G)
 (43G,32G)(19G)(27G)(52G,22G,39G)(34G,25G)
 (46G,40G)(40G,39G)(51N)(36G,34G,31G)
 (23G,36G)

Opponents: (53G,24G,28G)(37G,28G)(29N,20G,45G,38N,27G)(43N,37G,47G,28G)(34G)
 (37G,27G,35G,42N)(33G)(20G)(35G,44G)
 (25G)(23G,35G,25G)(32G,19G,46N)(35G,53N)
 (34G,29G,26G)

1996 Final Regular-Season Statistics (Won 10, Lost 6)

SCHEDULE				
Date	W-L	Score	Opponent	Attendance
9/1	L	24-9	at Jacksonville	70,210
9/8	W	31-17	Baltimore	57,241
9/16	W	24-6	Buffalo	59,002
9/29	W	30-16	Houston	58,608
10/7	W	17-7	at Kansas City	79,189
10/13	W	20-10	Cincinnati	58,875
10/20	L	23-13	at Houston	50,337
10/27	W	20-17	at Atlanta	58,760
11/3	W	42-6	St. Louis	58,148
11/10	L	34-24	at Cincinnati	57,265
11/17	W	28-3	Jacksonville	58,879
11/25	W	24-17	at Miami	73,489
12/1	L	31-17	at Baltimore	51,822
12/8	W	16-3	San Diego	56,368
12/15	L	25-15	San Francisco	59,823
12/22	L	18-14	at Carolina	72,217

SCORING									
	TD	Ru	Pa	Rt	PAT	FG	2Pt	Pts	
N. Johnson	0	0	0	0	037/3723/30	0	0	106	
Bettis	11	11	0	0	0/0/0/0	0	0	66	
Stewart	8	5	3	0	0/0/0/0	0	0	48	
Hastings	6	0	6	0	0/0/0/0	0	0	36	
C. Johnson	3	0	3	0	0/0/0/0	1	20		
Lake	2	0	0	2	0/0/0/0	0	12		
Pegram	2	1	0	1	0/0/0/0	0	12		
Thigpen	1	0	0	1	0/0/0/0	0	12		
Woodson	2	0	0	2	0/0/0/0	0	12		
Lester	1	1	0	0	0/0/0/0	0	6		
Mills	1	0	1	0	0/0/0/0	0	6		
Perry	1	0	0	1	0/0/0/0	0	6		
Bruener	0	0	0	0	0/0/0/0	1	2		
Steelers	39	18	15	637/3723/30	2344				
Opponents	27	7	17	326/2621/26	3257				

INTERCEPTIONS					
	No.	Yds	Avg	Long	TD
Woodson	6	121	20.2	43t	1
Perry	5	115	23.0	28	1
Kirkland	4	12	3.0	6	0
Brown	2	20	10.0	16	0
Figures	2	13	6.5	13	0
Lake	1	47	47.0	47t	1
Olsavsky	1	5	5.0	5	0
Williams	1	1	1.0	1	0
Fuller	1	0	0.0	0	0
Steelers	23	334	14.5	47t	3
Opponents	19	234	12.3	61t	2

TEAM STATISTICS		
	Pittsburgh	Opponent
Total First Downs	296	286
Rushing	138	80
Passing	146	174
Penalty	12	32
3rd Down: Made/Att	84/208	77/213
3rd Down Pct.	40.4	36.2
4th Down: Made/Att	4/10	4/11
4th Down Pct.	40.0	36.4
Possession Avg.	30:08	29:52
Total Net Yards	5140	4362
Avg. Per Game	321.3	272.6
Total Plays	1002	1009
Avg. Per Play	5.1	4.3
Net Yards Rushing	2299	1415
Avg. Per Game	143.7	88.4
Total Rushes	525	411
Net Yards Passing	2841	2947
Avg. Per Game	177.6	184.2
Sacked/Yards Lost	21/149	51/369
Gross Yards	2990	3316
Att./Completions	456/246	547/322
Completion Pct.	53.9	58.9
Had Intercepted	19	23
Punts/Average	72/40.7	86/43.8
Net Punting Avg.	72/33.7	86/38.1
Penalties/Yards	84/665	97/746
Fumbles/Ball Lost	27/14	28/17
Touchdowns	39	27
Rushing	18	7
Passing	15	17
Returns	6	3

Sacks: Brown 13.0, Gildon 7.0, Kirkland 4.0, Buckner 3.0, Gibson 2.5, Emmons 2.5, Lake 2.0, Bell 2.0, Ravotti 2.0, Oldham 2.0, Henry 1.5, Perry 1.0, Williams 1.0, Woodson 1.0, Johnson 1.0, Jones 1.0, Holmes 1.0, Lloyd 1.0, Raybon 1.0, Olsavsky 0.5, TM 1.0, **Steelers: 51.0, Opponents: 21.0**

2-Pt. Conversions: **Steelers 2-2, Opponents 0-1**

RUSHING					
	No.	Yds	Avg	Long	TD
Bettis	320	1431	4.5	50t	11
Pegram	97	509	5.2	27	1
Stewart	39	171	4.4	80t	5
Hastings	4	71	17.8	37	0
Witman	17	69	4.1	15	0
Mills	2	24	12.0	15	0
Lester	8	20	2.5	5t	1
McAfee	7	17	2.4	5	0
Richardson	5	17	3.4	8	0
Arnold	1	-3	-3.0	-3	0
Miller	2	-4	-2.0	0	0
Tomczak	22	-7	-0.3	6	0
Edge	1	-16	-16.0	-16	0
Steelers	525	2299	4.4	80t	18
Opponents	411	1415	3.4	33t	7

PUNTING					
	No.	Yds	Avg	Net TB	In Lg B
Miller	55	2256	41.0	33.6	8 18 61 0
Edge	17	675	39.7	34.1	3 7 48 0
Steelers	72	2931	40.7	33.7	11 25 61 0
Opponents	86	3771	43.8	38.1	12 25 64 0

PUNT RETURNS						
	Ret	FC	Yds	Avg	Long	TD
Hastings	37	12	242	6.5	33	0
Arnold	2	0	6	3.0	5	0
Jones	1	0	3	3.0	3	0
Steelers	40	12	250	6.3	33	0
Opponents	32	15	284	8.9	46	0

KICKOFF RETURNS					
	No.	Yds	Avg	Long	TD
Arnold	19	425	22.4	30	0
Pegram	17	419	24.6	91t	1
Mills	8	146	18.3	27	0
Johnson	6	111	18.5	31	0
Hastings	1	42	42.0	42	0
Perry	1	8	8.0	8	0
Witman	1	20	20.0	20	0
Steelers	53	1171	22.1	91t	1
Opponents	69	1509	21.9	90t	1

FIELD GOALS					
	1-19	20-29	30-39	40-49	50+
N. Johnson	0/0	10/12	8/10	5/7	0/1
Steelers	0/0	10/12	8/10	5/7	0/1
Opponents	1/1	7/7	6/7	6/9	1/2

Johnson: (48G,29G,23G)(35G)(30G,37B24B) (33G,36G,36G)(21G,32G,28B,43G)(33G,22G) (26G,38N,29G)(27G,20G)(46G,42N)(51N) (47G,47N)(22G)(49G,39G,21G)

Opponents: (52G)(29G)(31G,45G)(47N) (43N)(19G)(22G,32G,48G)(41G)(25G,27G) (32G,34G)(40G)(56N,41G,48N)(40G)(25G) (39N,22G)(35G,30G,29G)

SCORE BY PERIOD						
	Q1	Q2	Q3	Q4	OT	Pts
Steelers	84	115	92	53	0	344
Opponents	67	85	42	63	0	257

RECEIVING					
	No.	Yds	Avg	Long	TD
Hastings	72	739	10.3	38	6
C. Johnson	60	1008	16.8	70t	3
Bettis	22	122	5.5	16	0
Stewart	17	293	17.2	48	3
Pegram	17	112	6.6	14	0
Thigpen	12	244	20.3	39	2
Bruener	12	141	11.8	36	0
Mills	7	92	13.1	22	1
Lester	7	70	10.0	19	0
Arnold	6	76	12.7	26	0
McAfee	5	21	4.2	9	0
Botkin	4	36	9.0	17	0
Witman	2	15	7.5	11	0
Hayes	2	14	7.0	7	0
Holliday	1	7	7.0	7	0
Steelers	246	2990	12.2	70t	15
Opponents	322	3316	10.3	53	17

PASSING									
	Att	Cmp	Yds	Cmp%	TD	Int	Long	Sack/Lost	Rating
Tomczak	401	222	2767	55.4	15	17	70t	16/105	71.8
Stewart	30	11	100	36.7	0	2	15	3/37	18.8
Miller	25	13	123	52.0	0	0	17	2/7	65.9
Steelers	456	246	2990	53.9	15	19	70t	21/149	68.0
Opponents	547	322	3316	58.9	17	23	53	51/369	69.2

1995 Final Regular-Season Statistics (Won 11, Lost 5)

SCHEDULE

Date	W-L	Score	Opponent	Attendance
9/3	W	23-20	Detroit	58,002
9/10	W	34-17	at Houston	44,122
9/18	L	23-10	at Miami	72,874
9/24	L	44-24	Minnesota	57,853
10/1	W	31-16	San Diego	57,012
10/8	L	20-16	at Jacksonville	72,042
10/19	L	27-9	Cincinnati	56,684
10/29	W	24-7	Jacksonville	54,516
11/5	W	37-34/OT	at Chicago	61,838
11/13	W	20-3	Cleveland	58,675
11/19	W	49-31	at Cincinnati	54,636
11/26	W	20-17	at Cleveland	67,269
12/2	W	21-7	Houston	56,013
12/10	W	29-10	at Oakland	53,516
12/16	W	41-27	New England	57,158
12/24	L	24-19	at Green Bay	60,649

TEAM STATISTICS

	Pittsburgh	Opponent
Total First Downs	344	272
Rushing	117	67
Passing	193	181
Penalty	34	24
3rd Down: Made/Att	97/230	68/202
3rd Down Pct.	42.2	33.7
4th Down: Made/Att	11/20	8/13
4th Down Pct.	55.0	61.5
Possession Avg.	32:36	27:24
Total Net Yards	5769	4561
Avg. Per Game	360.6	285.1
Total Plays	1110	943
Avg. Per Play	5.2	4.8
Net Yards Rushing	1852	1321
Avg. Per Game	115.8	82.6
Total Rushes	494	370
Net Yards Passing	3917	3240
Avg. Per Game	244.8	202.5
Sacked/Yards Lost	24/176	42/272
Gross Yards	4093	3512
Att./Completions	592/348	531/314
Completion Pct.	58.8	59.1
Had Intercepted	21	22
Punts/Average	59/40.1	85/43.3
Net Punting Avg.	59/33.3	85/36.3
Penalties/Yards	109/839	101/931
Fumbles/Ball Lost	24/13	30/12
Touchdowns	44	37
Rushing	17	9
Passing	21	24
Returns	6	4

SCORE BY PERIOD

	Q1	Q2	Q3	Q4	OT	Pts
Steelers	72	137	60	135	3	407
Opponents	33	124	109	61	0	327

PASSING

	Att	Cmp	Yds	Cmp%	TD	Int	Long	Sack/Lost	Rating
O'Donnell	416	246	2970	59.1	17	7	711	15/126	87.7
Tomczak	113	65	666	57.5	1	9	29	6/42	44.3
Miller	56	32	397	57.1	2	5	42t	2/8	53.9
Stewart	7	5	60	71.4	1	0	32	0/0	136.9
Steelers	592	348	4093	58.8	21	21	71t	24/176	76.9
Opponents	531	314	3512	59.1	24	22	76t	42/272	76.7

SCORING

	TD	Ru	Pa	Rt	PAT	FG	2Pt	Pts
N. Johnson	0	0	0	0	39/39	34t/41t	0	0141t
Morris	9	9	0	0	0/0	0/0	0	54
Mills	8	0	0	0	0/0	0/0	0	48
Pegram	6	5	1	0	0/0	0/0	0	38
Thigpen	5	0	5	0	0/0	0/0	1	30
Bruener	3	0	3	0	0/0	0/0	0	18
Hastings	2	0	1	1	0/0	0/0	0	12
Stewart	2	1	1	0	0/0	0/0	0	12
Avery	1	0	1	0	0/0	0/0	0	6
Buckner	1	0	0	1	0/0	0/0	0	6
Lake	1	0	0	1	0/0	0/0	0	6
Lester	1	1	0	0	0/0	0/0	0	6
Mays	1	0	0	1	0/0	0/0	0	6
McAfee	1	1	0	0	0/0	0/0	0	6
Oldham	1	0	0	1	0/0	0/0	0	6
J. Williams	1	0	1	0	0/0	0/0	0	6
W. Williams	1	0	0	1	0/0	0/0	0	6
Steelers	44	17	21	6	39/39	34/41	1	407
Opponents	37	9	24	4	34/34	23/25	0	327

Sacks: Greene 9.0, Seals 8.5, Lloyd 6.5, Brown 5.5, Buckner 3.0, Gildon 3.0, Henry 2.0, Lake 1.5, Kirkland 1.0, Olsavsky 1.0, Steed 1.0.
Steelers: 42.0, Opponents: 24.0
2-Pt. Conversions: Steelers 1-5, Opponents 1-3

RUSHING

	No.	Yds	Avg	Long	TD
Pegram	213	813	3.8	38	5
Morris	148	559	3.8	30t	9
McAfee	39	156	4.0	22t	1
J. Williams	29	110	3.8	31	0
Stewart	15	86	5.7	22t	1
O'Donnell	24	45	1.9	14	0
Mills	5	39	7.8	20	0
Tomczak	11	25	2.3	11	0
Hastings	1	14	14.0	14	0
Lester	5	9	1.8	3	1
Avery	1	3	3.0	3	0
Miller	1	2	2.0	2	0
Thigpen	1	1	1.0	1	0
C. Johnson	1	-10	-10.0	-10	0
Steelers	494	1852	3.7	38	17
Opponents	370	1321	3.6	58	9

RECEIVING

	No.	Yds	Avg	Long	TD
Thigpen	85	1307	15.4	43	5
Hastings	48	502	10.5	36	1
Mills	39	679	17.4	62t	8
C. Johnson	38	432	11.4	33	0
Bruener	26	238	9.2	29	3
Pegram	26	206	7.9	22	1
J. Williams	24	127	5.3	20	1
McAfee	15	88	5.9	18	0
Stewart	14	235	16.8	71t	1
Hayes	11	113	10.3	32	0
Avery	11	82	7.5	18t	1
Morris	8	36	4.5	13	0
Barnes	3	48	16.0	25	0
Steelers	348	4093	11.8	71t	21
Opponents	314	3512	11.2	76t	24

INTERCEPTIONS

	No.	Yds	Avg	Long	TD
W. Williams	7	122	17.4	63t	1
Perry	4	71	17.8	26	0
Lloyd	3	85	28.3	52	0
Mays	2	35	17.5	32t	1
Bell	2	4	2.0	4	0
Lake	1	32	32.0	32t	1
Oldham	1	12	12.0	12	0
Greene	1	0	0.0	0	0
Seals	1	0	0.0	0	0
Steelers	22	361	16.4	63t	3
Opponents	21	185	8.8	60t	3

PUNTING

	No.	Yds	Avg	Net	TB	In	Lg	B
Stark	59	2368	40.1	33.3	11	20	64	0
Steelers	59	2368	40.1	33.3	11	20	64	0
Opponents	85	3682	43.3	36.3	6	19	66	0

PUNT RETURNS

	Ret	FC	Yds	Avg	Long	TD
Hastings	48	8	474	9.9	72t	1
Steelers	48	8	474	9.9	72t	1
Opponents	22	9	186	8.5	16	0

KICKOFF RETURNS

	No.	Yds	Avg	Long	TD
Mills	54	1306	24.2	57	0
McAfee	5	56	11.2	25	0
Pegram	4	85	21.3	28	0
Bruener	2	19	9.5	10	0
Johnson	2	47	23.5	40	0
Gibson	1	10	10.0	10	0
T. Greene	1	7	7.0	7	0
Steelers	69	1530	22.2	57	0
Opponents	88	1544	17.5	62	0

FIELD GOALS

	1-19	20-29	30-39	40-49	50+
N. Johnson	1/1	10/10	14/16	8/13	1/1
Steelers	1/1	10/10	14/16	8/13	1/1
Opponents	0/0	8/8	7/7	7/8	1/2

N. Johnson: (39G,45N,47G,31G)(42G,40G)(40G)(45N,47N,32G,35G)(25G)(41G,19G,22G)(39N,36N,25G,28G,38G)(36G)(40G,46G,24G)(48N,38N,34G)(50G,26G)(33G,27G)(41G,35G,32G,20G,22G)(43N,32G,32G)(33G,25G)
Opponents:(43G,36G)(43G)(37G,39G,52N,21G)(33G,43G,40G)(28G)(53G,32G)(31G,23G)(40G,27G,44N)(29G)(27G)(44G)(39G)(23G,22G)(47G)

• Team Record

1994 Final Regular-Season Statistics (Won 12, Lost 4)

SCHEDULE

Date	W-L	Score	Opponent	Attendance
9/4	L	26-9	Dallas	55,049
9/11	W	17-10	at Cleveland	73,018
9/18	W	31-21	Indianapolis	51,769
9/25	L	30-13	at Seattle	64,351
10/3	W	30-14	Houston	78,441
10/16	W	14-10	Cincinnati	54,328
10/23	W	10-6	at N.Y. Giants	57,659
10/30	L	20-17/OT	at Arizona	69,405
11/6	W	12-9/OT	at Houston	68,498
11/14	W	23-10	Buffalo	56,702
11/20	W	16-13/OT	Miami	50,925
11/27	W	21-3	at L.A. Raiders	63,925
12/4	W	38-15	at Cincinnati	55,811
12/11	W	14-3	Philadelphia	78,164
12/18	W	17-7	Cleveland	58,183
12/24	L	37-34	at San Diego	50,809

TEAM STATISTICS

	Pittsburgh	Opponent
Total First Downs	307	262
Rushing	138	76
Passing	148	156
Penalty	21	30
3rd Down: Made/Att	89/228	72/225
3rd Down Pct.	39.0	32.0
4th Down: Made/Att	4/10	11/19
4th Down Pct.	40.0	57.9
Possession Avg.	31:58	28:02
Total Net Yards	5144	4326
Avg. Per Game	321.5	270.4
Total Plays	1048	1008
Avg. Per Play	4.9	4.3
Net Yards Rushing	2180	1452
Avg. Per Game	136.3	90.8
Total Rushes	546	421
Net Yards Passing	2964	2874
Avg. Per Game	185.3	179.6
Sacked/Yards Lost	39/283	55/382
Gross Yards	3247	3256
Att./Completions	463/266	532/280
Completion Pct.	57.5	52.6
Had Intercepted	9	17
Punts/Average	97/39.7	97/42.2
Net Punting Avg.	97/35.7	97/37.0
Penalties/Yards	119/974	91/763
Fumbles/Ball Lost	18/8	31/14
Touchdowns	35	23
Rushing	15	7
Passing	17	12
Returns	3	4

SCORE BY PERIOD

	Q1	Q2	Q3	Q4	OT	Pts
Steelers	64	106	20	120	6	316
Opponents	50	86	31	64	3	234

PASSING

	Att	Cmp	Yds	Cmp%	TD	Int	Long	Sack/Lost	Rating
O'Donnell	370	212	2443	57.3	13	9	60t	35/250	78.9
Tomczak	93	54	804	58.1	4	0	84t	4/33	100.8
Steelers	463	266	3247	57.5	17	9	84t	39/283	83.3
Opponents	532	280	3256	52.6	12	17	76t	55/382	65.6

SCORING

	TD	Ru	Pa	Rt	PAT	FG	2Pt	Pts
Anderson	0	0	0	0	032/3224/29	0	0	142
Morris	7	7	0	0	0/0	0/0	0	40
Foster	5	5	0	0	0/0	0/0	0	30
Green	4	0	4	0	0/0	0/0	0	24
Thigpen	4	0	4	0	0/0	0/0	0	24
Johnson	3	0	3	0	0/0	0/0	0	18
J. Williams	3	1	2	0	0/0	0/0	0	18
Hastings	2	0	2	0	0/0	0/0	0	12
McAfee (LG)	2	2	0	0	0/0	0/0	0	12
McAfee (TM)	1	1	0	0	0/0	0/0	0	6
Woodson	2	0	2	0	0/0	0/0	0	12
Hayes	1	0	1	0	0/0	0/0	0	6
Mills	1	0	1	0	0/0	0/0	0	6
O'Donnell	1	1	0	0	0/0	0/0	0	6
G. Williams	1	0	0	0	0/0	0/0	0	6
Stone	0	0	0	0	0/0	0/0	1	2
Steelers	35	15	17	332/3224/29	1	316		
Opponents	23	7	12	422/2224/29	0	234		

Sacks: Greene 14.0, Lloyd 10.0, Brown 8.5, Seals 7.0, Kirkland 3.0, Woodson 3.0, Buckner 2.0, Gildon 2.0, Steed 2.0, Williams 1.5, Figures 1.0, Lake 1.0, **Steelers: 55.0, Opponents: 39.0**

2-Pt. Conversions: Steelers 1-3, Opponents 1-1

RUSHING

	No.	Yds	Avg	Long	TD
Foster	216	851	3.9	29t	5
Morris	198	836	4.2	20	7
J. Williams	68	317	4.7	23	1
O'Donnell	31	80	2.6	18	1
McAfee (LG)	18	51	2.8	13	2
McAfee (TM)	16	56	3.50	13	1
Tomczak	4	22	5.5	13	0
Mills	3	18	6.0	17	0
Stone	2	7	3.5	4	0
Avery	2	4	2.0	5	0
Anderson	1	3	3.0	3	0
Johnson	4	-1	-0.2	7	0
Royals	1	-13	-13.0	-13	0
Steelers	546	2180	4.0	29t	15
Opponents	421	1452	3.4	46	7

RECEIVING

	No.	Yds	Avg	Long	TD
J. Williams	51	378	7.4	23	2
Green	46	618	13.4	46	4
Johnson	38	577	15.2	84t	3
Thigpen	36	546	15.2	60t	4
Morris	22	204	9.3	49	0
Hastings	20	281	14.1	46	2
Foster	20	124	6.2	27	0
Mills	19	384	20.2	43	1
Stone	7	81	11.6	25	0
Hayes	5	50	10.0	17	1
McAfee (LG)	1	4	4.0	4	0
Avery	1	2	2.0	2	0
Keith	1	2	2.0	2	0
Steelers	266	3247	12.2	84t	17
Opponents	280	3249	11.6	76t	12

INTERCEPTIONS

	No.	Yds	Avg	Long	TD
Perry	7	112	16.0	42	0
Woodson	4	109	27.3	37t	2
Kirkland	2	0	0.0	0	0
Brown	1	9	9.0	9	0
Lloyd	1	8	8.0	8	0
Lake	1	2	2.0	2	0
G. Jones	1	0	0.0	0	0
Steelers	17	240	14.1	42	2
Opponents	9	106	11.8	35t	1

PUNTING

	No.	Yds	Avg	Net	TB	In	Lg	B
Royals	97	3849	39.7	35.7	6	35	64	0
Steelers	97	3849	39.7	35.7	6	35	64	0
Opponents	97	4096	42.2	37.0	4	31	59	0

PUNT RETURNS

	Ret	FC	Yds	Avg	Long	TD
Woodson	39	9	319	8.2	42	0
Johnson	15	7	90	6.0	15	0
Hastings	2	0	15	7.5	12	0
Steelers	56	16	424	7.6	42	0
Opponents	39	23	263	6.7	19	0

KICKOFF RETURNS

	No.	Yds	Avg	Long	TD
Johnson	16	345	21.6	71	0
Woodson	15	365	24.3	54	0
Stone	11	182	16.5	31	0
McAfee (LG)	7	113	16.1	29	0
Thigpen	5	121	24.2	31	0
Morris	4	114	28.5	45	0
Mills	2	6	3.0	6	0
Zgonina	2	8	4.0	8	0
Steelers	55	1141	20.7	71	0
Opponents	68	1530	22.5	95t	2

FIELD GOALS

	1-19	20-29	30-39	40-49	50+
Anderson	1/1	7/8	8/9	7/9	1/2
Steelers	1/1	7/8	8/9	7/9	1/2
Opponents	1/1	4/5	10/13	7/8	2/2

Anderson: (41G)(46N,25G)(46G)(31G,38G)(42G,25G,22G)(29G)(23G)(50G,39G,37G,40G)(39G,39G,30G)(19G,48G,39G)(49N,54N,27N)(41G)(49G,32N)(28G,28G)

Opponents: (40G,31G,21G,32G)(23G,32N)(1)(31G,40G,31G)(48N)(47G)(19G,49G)(20G,26N,51G)(32G,49G,38G)(52G,32B)(34G,36N,48G)(32G)(21G)(37G,40G,32G)

1993 Final Regular-Season Statistics (Won 9, Lost 7)

SCHEDULE

Date	W/L	Score	Opponent	Attendance
9/5	L	24-13	San Francisco	57,502
9/12	L	27-0	at L.A. Rams	50,588
9/19	W	34-7	Cincinnati	53,682
9/27	W	45-17	at Atlanta	65,477
10/10	W	16-3	San Diego	55,264
10/17	W	37-14	New Orleans	56,056
10/24	L	28-23	at Cleveland	78,118
11/7	W	24-16	at Cincinnati	51,202
11/15	W	23-0	Buffalo	60,265
11/21	L	37-13	at Denver	74,840
11/28	L	23-3	at Houston	61,238
12/5	W	17-14	New England	51,358
12/13	W	21-20	at Miami	70,232
12/19	L	26-17	Houston	57,592
12/26	L	16-6	at Seattle	51,814
1/2	W	16-9	Cleveland	49,208

TEAM STATISTICS

	Pittsburgh	Opponent
Total First Downs	307	267
Rushing	116	74
Passing	180	163
Penalty	11	30
3rd Down: Made/Att	92/235	68/201
3rd Down Pct.	39.1	33.8
Total Net Yards	5235	4531
Avg. Per Game	327.2	283.2
Total Plays	1079	962
Avg. Per Play	4.9	4.7
Net Yards Rushing	2003	1368
Avg. Per Game	125.2	85.5
Total Rushes	491	399
Net Yards Passing	3232	3163
Avg. Per Game	202.2	197.7
Sacked/Yards Lost	48/374	42/277
Gross Yards	3606	3440
Att./Completions	540/299	521/277
Completion Pct.	55.4	53.2
Had Intercepted	12	24
Punts/Average	89/42.5	82/43.9
Net Punting Avg.	89/34.2	82/38.1
Penalties/Yards	100/861	77/652
Fumbles/Ball Lost	28/15	37/14
Touchdowns	32	30
Rushing	13	6
Passing	16	16
Returns	3	8

SCORE BY PERIOD

	Q1	Q2	Q3	Q4	OT	Pts
Steelers	38	110	79	81	0	308
Opponents	75	102	40	64	0	281

PASSING

	Att	Cmp	Yds	Cmp%	TD	Int	Long	Sack/Lost	Rating
O'Donnell	486	270	3208	55.6	14	7	71t	41/331	79.5
Tomczak	54	29	398	53.7	2	5	39t	7/43	51.3
Steelers	540	299	3606	55.4	16	12	71t	48/374	76.7
Opponents	521	277	3440	53.2	16	24	66t	42/277	64.9

SCORING

	TD	Ru	Pa	Rt	PAT	FG	2PT	Pts
Anderson	0	0	0	0	032/3228/30	0	0	116
Foster	9	8	1	0	0/0	0/0	0	54
Green	5	0	5	0	0/0	0/0	0	30
Hoge	5	1	4	0	0/0	0/0	0	30
Stone	3	1	2	0	0/0	0/0	0	18
Thigpen	3	0	3	0	0/0	0/0	0	18
Thompson	3	3	0	0	0/0	0/0	0	18
Davidson	1	0	0	1	0/0	0/0	0	6
Kirkland	1	0	0	1	0/0	0/0	0	6
Mills	1	0	1	0	0/0	0/0	0	6
Woodson	1	0	0	1	0/0	0/0	0	6
Steelers	32	13	16	332/3228/30	0	0	0	308
Opponents	30	6	16	829/3024/29	0	28	1	281

Sacks: Greene 12.5, Evans 6.5, Lloyd 6.0, Lake 5.0, Brown 3.0, Davidson 2.5, Woodson 2.0, Steed 1.5, Kirkland 1.0, G. Williams 1.0, Henry 1.0, **Steelers: 42.0, Opponents: 48.0**

2-Pt. Conversions: Steelers 0-0, Opponents 0-0

RUSHING

	No.	Yds	Avg	Long	TD
Thompson	205	763	3.7	36	3
Foster	177	711	4.0	38	8
Hoge	51	249	4.9	30	1
Stone	12	121	10.1	38t	1
O'Donnell	26	111	4.3	27	0
Worley	10	33	3.3	8	0
Mills	3	12	4.0	19	0
Cuthbert	1	7	7.0	7	0
Woodson	1	0	0.0	0	0
Tomczak	5	-4	-0.8	2	0
Steelers	491	2003	4.1	38t	13
Opponents	399	1368	3.4	37	6

RECEIVING

	No.	Yds	Avg	Long	TD
Green	63	942	15.0	71t	5
Stone	41	587	14.3	44	2
Graham	38	579	15.2	51	0
Thompson	38	259	6.8	28	0
Hoge	33	247	7.5	18	4
Mills	29	386	13.3	30	1
Foster	27	217	8.0	21	1
Thigpen	9	154	17.1	39t	3
Cooper	9	112	12.4	38	0
Davenport	4	51	12.8	19	0
Hastings	3	44	14.7	18	0
Worley	3	13	4.3	9	0
Jordan	1	12	12.0	12	0
Cuthbert	1	3	3.0	3	0
Steelers	299	3606	12.1	71t	16
Opponents	277	3440	12.4	66t	16

INTERCEPTIONS

	No.	Yds	Avg	Long	TD
Woodson	8	138	17.3	63t	1
Perry	4	61	15.3	30	0
Lake	4	31	7.8	26	0
Johnson	3	51	17.0	26	0
Figures	1	78	78.0	78	0
Henry	1	10	10.0	10	0
Davidson	1	6	6.0	6	0
Steelers	24	386	16.1	78	1
Opponents	12	216	18.0	97t	2

PUNTING

	No.	Yds	Avg	Net	TB	In	Lg	B
Royals	89	3781	42.5	34.2	3	28	61	0
Steelers	89	3781	42.5	34.2	3	28	61	0
Opponents	82	3600	43.9	38.1	6	23	58	0

PUNT RETURNS

	Ret	FC	Yds	Avg	Long	TD
Woodson	41	11	338	8.2	39	0
Figures	5	2	15	3.0	6	0
Steelers	46	13	353	7.7	39	0
Opponents	50	16	678	13.6	91t	3

KICKOFF RETURNS

	No.	Yds	Avg	Long	TD
Woodson	15	294	19.6	44	0
Hastings	12	177	14.8	22	0
Stone	11	168	15.3	30	0
Thompson	4	77	19.3	27	0
Worley	4	85	21.3	26	0
Hoge	3	33	11.0	15	0
Cooper	1	2	2.0	2	0
Thigpen	1	23	23.0	23	0
Williams	1	19	19.0	19	0
Steelers	52	878	16.9	44	0
Opponents	54	1165	21.6	97t	1

FIELD GOALS

	1-19	20-29	30-39	40-49	50+
Anderson	1/1	8/9	14/14	5/6	0/0
Steelers	1/1	8/9	14/14	5/6	0/0
Opponents	0/0	7/7	9/10	6/9	2/3

1992 Final Regular-Season Statistics (Won 11, Lost 5)

SCHEDULE

Date	W/L	Score	Opponent	Attendance
9/6	W	29-24	at Houston	63,713
9/13	W	27-10	N.Y. Jets	56,050
9/20	W	23-6	at San Diego	46,127
9/27	L	17-3	at Green Bay	58,724
10/11	L	17-9	at Cleveland	78,080
10/19	W	20-0	Cincinnati	55,411
10/25	W	27-3	at Kansas City	76,175
11/1	W	21-20	Houston	58,074
11/8	L	28-20	at Buffalo	80,924
11/15	W	17-14	Detroit	52,242
11/22	W	30-14	Indianapolis	51,101
11/29	W	21-9	at Cincinnati	54,253
12/6	W	20-14	Seattle	47,015
12/13	L	30-6	at Chicago	52,904
12/20	L	6-3	Minnesota	53,613
12/27	W	23-13	Cleveland	53,776

TEAM STATISTICS

	Pittsburgh	Opponent
Total First Downs	284	266
Rushing	119	99
Passing	143	146
Penalty	22	21
3rd Down: Made/Att	73/211	65/195
3rd Down Pct.	34.6	33.3
Total Net Yards	4906	4658
Avg. Per Game	306.6	291.1
Total Plays	989	949
Avg. Per Play	5.0	4.9
Net Yards Rushing	2156	1841
Avg. Per Game	134.8	115.1
Total Rushes	518	425
Net Yards Passing	2750	2817
Avg. Per Game	171.9	176.1
Sacked/Yards Lost	36/248	40/296
Gross Yards	3046	3065
Att./Completions	431/249	478/252
Completion Pct.	57.8	52.7
Had Intercepted	14	22
Punts/Average	74/42.1	74/42.0
Net Punting Avg.	74/35.6	84/34.4
Penalties/Yards	106/941	104/814
Fumbles/Ball Lost	28/18	34/21
Touchdowns	31	24
Rushing	13	6
Passing	15	15
Returns	3	3

SCORE BY PERIOD

	Q1	Q2	Q3	Q4	OT	Pts
Steelers	58	90	51	100	0	299
Opponents	33	86	56	50	0	225

PASSING

	Att	Cmp	Yds	Cmp%	TD	Int	Long	Sack/Lost	Rating
O'Donnell	313	185	2283	59.1	13	9	51	27/208	83.6
Brister	116	63	719	54.3	2	5	42	13/88	61.0
Foster	1	0	0	0.0	0	0	0	0/0	39.6
Royals	1	1	44	100.0	0	0	44	0/0	118.8
Steelers	431	249	3046	57.8	15	14	51	40/296	77.7
Opponents	478	252	3065	52.7	15	22	81	36/248	64.0

SCORING

	TD	Ru	Pa	Rt	PAT	FG	2Pt	Pts
Anderson	0	0	0	0	029/3128/36	0	0	113
Foster	11	11	0	0	0/0	0/0	0	66
Cooper	3	0	3	0	0/0	0/0	0	18
Mills	3	0	3	0	0/0	0/0	0	18
Stone	3	0	3	0	0/0	0/0	0	18
Green	2	0	2	0	0/0	0/0	0	12
Jordan	2	0	2	0	0/0	0/0	0	12
Davenport	1	0	0	1	0/0	0/0	0	6
Graham	1	0	1	0	0/0	0/0	0	6
Griffin	1	0	1	0	0/0	0/0	0	6
Hoge	1	0	1	0	0/0	0/0	0	6
O'Donnell	1	1	0	0	0/0	0/0	0	6
Thompson	1	1	0	0	0/0	0/0	0	6
Woodson	0	0	0	0	1/0	0/0	0	6
Steelers	31	13	15	329/3128/36	0	299		
Opponents	24	6	15	324/2419/28	0	225		

Sacks: Lloyd 6.5, Woodson 6.0, Williams 4.5, Evans 3.0, Little 3.0, Williams 3.0, Nickerson 2.0, Lake 2.0 Jones 2.0, Davidson 2.0, Howe 2.0, **Steelers: 40.0, Opponents: 36.0**

2-Pt. Conversions: Steelers 0-0, Opponents 0-0

RUSHING

	No.	Yds	Avg	Long	TD
Foster	390	1690	4.3	69	11
Thompson	35	157	4.5	25	1
Hoge	41	150	3.7	15	0
Stone	12	118	9.8	30	0
Mills	1	20	20.0	20	0
Brister	10	16	1.6	8	0
O'Donnell	27	5	0.2	9	1
Williams	2	0	0.0	2	0
Steelers	518	2156	4.2	69	13
Opponents	435	1841	4.2	44	6

RECEIVING

	No.	Yds	Avg	Long	TD
Graham	49	711	14.5	51	1
Foster	36	344	9.6	42	0
Stone	34	501	14.7	49	3
Mills	30	383	12.8	22	3
Hoge	28	231	8.3	20	1
Thompson	22	278	12.6	29	0
Cooper	16	197	12.3	27	3
Green	14	152	10.9	24	2
Davenport	9	136	15.1	31	0
Jordan	6	28	4.7	8	2
Didio	3	39	13.0	18	0
Williams	1	44	44.0	44	0
Thigpen	1	2	2.0	2	0
Steelers	249	3046	12.2	51	15
Opponents	252	3065	12.2	81	15

INTERCEPTIONS

	No.	Yds	Avg	Long	TD
Perry	6	69	11.5	34	0
Johnson	5	67	13.4	35	0
Woodson	4	90	22.5	57	0
Griffin	3	98	32.7	65t	1
Little	2	6	3.0	6	0
Lloyd	1	35	35.0	35	0
Williams	1	4	4.0	4	0
Shelton	0	15	-	15	0
Steelers	22	384	17.5	65t	1
Opponents	14	235	16.8	77t	1

PUNTING

	No.	Yds	Avg	Net	TB	In	Lg	B
Royals	73	3119	42.7	35.6	9	22	58	1
Steelers	73	3119	42.7	35.6	9	22	58	1
Opponents	74	3107	42.0	34.4	10	12	84	1

PUNT RETURNS

	Ret	FC	Yds	Avg	Long	TD
Woodson	32	13	364	11.4	80t	1
Steelers	32	13	364	11.4	80t	1
Opponents	39	7	308	7.9	36	0

KICKOFF RETURNS

	No.	Yds	Avg	Long	TD
Woodson	25	469	18.8	32	0
Stone	12	219	18.3	28	0
Thompson	2	51	25.5	33	0
Thigpen	2	44	22.0	29	0
Hoge	2	28	14.0	17	0
Bentley	1	17	17.0	17	0
Mills	1	11	11.0	11	0
Cooper	1	8	8.0	8	0
Campbell	1	0	0.0	0	0
Williams	1	0	0.0	0	0
Steelers	48	847	17.6	33	0
Opponents	52	1052	20.2	48	0

FIELD GOALS

	1-19	20-29	30-39	40-49	50+
Anderson	0/0	12/13	12/15	4/6	0/2
Steelers	0/0	12/13	12/15	4/6	0/2
Opponents	1/1	5/7	8/11	3/7	2/2

• Team Record

1991 Final Regular-Season Statistics (Won 7, Lost 9)

SCHEDULE

Date	W-L	Score	Opponent	Attendance
9/1	W	26-20	San Diego	55,848
9/8	L	52-34	at Buffalo	79,545
9/15	W	20-6	New England	53,703
9/22	L	23-14	at Philadelphia	65,511
10/6	W	21-3	at Indianapolis	55,383
10/14	L	23-20	N.Y. Giants	57,608
10/20	L	27-7	Seattle	54,678
10/27	L	17-14	at Cleveland	78,285
11/3	L	20-13	at Denver	70,973
11/10	W	33-27/OT	at Cincinnati	55,503
11/17	L	41-14	Washington	56,813
11/24	W	26-24	Houston	45,795
11/28	L	20-10	at Dallas	62,253
12/8	L	31-6	at Houston	59,225
12/15	W	17-10	Cincinnati	35,420
12/22	W	17-10	Cleveland	47,070

TEAM STATISTICS

	Pittsburgh	Opponent
Total First Downs	254	320
Rushing	82	98
Passing	158	194
Penalty	14	28
3rd Down: Made/Att	62/197	94/218
3rd Down Pct.	31.5	43.1
Total Net Yards	4581	5168
Avg. Per Game	286.3	323.0
Total Plays	915	1039
Avg. Per Play	5.0	5.0
Net Yards Rushing	1627	1582
Avg. Per Game	101.7	98.9
Total Rushes	394	466
Net Yards Passing	2954	3586
Avg. Per Game	186.4	224.1
Sacked/Yards Lost	45/359	38/257
Gross Yards	3313	3843
Att./Completions	476/259	535/334
Completion Pct.	54.4	62.4
Had Intercepted	19	16
Punts/Average	75/39.9	65/41.6
Net Punting Avg.	75/36.3	84/35.3
Penalties/Yards	116/933	84/685
Fumbles/Ball Lost	37/14	27/11
Touchdowns	32	38
Rushing	8	14
Passing	20	21
Returns	4	3

SCORE BY PERIOD

	Q1	Q2	Q3	Q4	OT	Pts
Steelers	42	53	67	124	6	292
Opponents	61	116	54	113	0	344

PASSING

	Att	Cmp	Yds	Cmp%	TD	Int	Long	Sack/Lost	Rating
O'Donnell	286	156	1963	54.5	11	7	89t	30/214	78.8
Brister	190	103	1350	54.2	9	9	65t	15/145	72.9
Steelers	476	259	3313	54.4	20	16	89t	45/359	76.4
Opponents	535	334	3843	62.4	21	19	66t	38/257	82.3

SCORING

	TD	Ru	Pa	Rt	PAT	FG	2Pt	Pts
Anderson	0	0	0	0	031/3123/33	0	0	100
Green	6	0	6	0	0/0	0	0	36
Stone	5	0	5	0	0/0	0	0	30
W. Williams	4	4	0	0	0/0	0	0	24
Hoge	3	2	1	0	0/0	0	0	18
Cooper	2	0	2	0	0/0	0	0	12
Foster	2	1	1	0	0/0	0	0	12
Lipps	2	0	2	0	0/0	0	0	12
Mills	2	0	1	1	0/0	0	0	12
Calloway	1	0	1	0	0/0	0	0	6
Cash	1	0	1	0	0/0	0	0	6
Hinkle	1	0	0	1	0/0	0	0	6
O'Donnell	1	1	0	0	0/0	0	0	6
Shelton	1	0	0	1	0/0	0	0	6
J. Williams	1	0	0	1	0/0	0	0	6
Steelers	32	8	20	431/3123/33	0	292		
Opponents	38	14	21	338/3826/41	0	344		

Sacks: J. Williams 9.0, Lloyd 8.0, Willis 7.0, Hinkle 2.0, G. Williams 2.0, Evans 2.0, Jones 2.0, Veasey 2.0, Nickerson 1.0, Lake 1.0, Johnson 1.0, Woodson 1.0, **Steelers: 38.0**
Opponents: 45.0
2-Pt. Conversions: Steelers 0-0, Opponents 0-0

RUSHING

	No.	Yds	Avg	Long	TD
Hoge	165	610	3.7	24	2
Foster	96	488	5.1	56t	1
Williams	57	262	4.6	21	4
Worley	22	117	5.3	16	0
O'Donnell	18	82	4.6	22	1
Thompson	20	60	3.0	14	0
Brister	11	17	1.5	8	0
Stone	1	2	2.0	2	0
Stryzinski	4	-11	-2.8	0	0
Steelers	394	1627	4.1	56t	8
Opponents	466	1582	3.4	33	14

RECEIVING

	No.	Yds	Avg	Long	TD
Lipps	55	671	12.2	35	2
Hoge	49	379	7.7	25	1
Green	41	582	14.2	49	6
Stone	32	649	20.3	89t	5
Calloway	15	254	16.9	33t	1
W. Williams	15	139	9.3	29	0
Thompson	14	118	8.4	32	0
Cooper	11	147	13.4	47t	2
Foster	9	117	13.0	31	1
Cash	7	90	12.9	20	1
Mularkey	6	67	11.2	21	0
Mills	3	79	26.3	35t	1
Graham	2	21	10.5	15	0
Steelers	259	3313	12.8	89t	20
Opponents	334	3843	11.5	66t	21

INTERCEPTIONS

	No.	Yds	Avg	Long	TD
Everett	4	53	13.3	27	0
Woodson	3	72	24.0	41	0
Shelton	3	57	19.0	57t	1
Hinkle	2	68	34.0	57t	1
Vincent	2	52	26.0	27	0
Griffin	1	22	22.0	22	0
Little	1	5	5.0	5	0
Jones	1	0	0.0	0	0
Johnson	1	0	0.0	0	0
Lloyd	1	0	0.0	0	0
Steelers	19	329	17.3	57t	2
Opponents	16	182	11.4	40	2

PUNTING

	No.	Yds	Avg	Net	TB	In	Lg	B
Stryzinski	74	2996	40.5	36.3	3	10	63	1
Steelers	74	2996	39.9	36.3	3	10	63	1
Opponents	65	2705	41.6	35.3	2	17	59	0

PUNT RETURNS

	Ret	FC	Yds	Avg	Long	TD
Woodson	28	12	320	11.4	40	0
Graham	8	2	46	5.8	13	0
Cash	1	0	6	6.0	6	0
Mills	1	0	0	0.0	0t	1
Vincent	1	0	1	1.0	1	0
Steelers	39	14	373	9.6	40	1
Opponents	29	27	210	7.2	24	0

KICKOFF RETURNS

	No.	Yds	Avg	Long	TD
Woodson	44	880	20.0	47	0
Mills	11	284	25.8	54	0
Stone	6	75	12.5	25	0
Graham	3	48	16.0	23	0
McGovern	1	0	0.0	0	0
Thompson	1	8	8.0	8	0
Williams	1	19	19.0	19	0
Steelers	67	1314	19.6	54	0
Opponents	43	825	19.2	63	0

FIELD GOALS

	1-19	20-29	30-39	40-49	50+
Anderson	0/0	8/10	9/11	5/6	1/6
Steelers	0/0	8/10	9/11	5/6	1/6
Opponents	3/3	8/9	7/12	7/13	1/4

1990 Final Regular-Season Statistics (Won 9, Lost 7)

SCHEDULE

Date	W-L	Score	Opponent	Attendance
9/9	L	13-3	at Cleveland	78,298
9/16	W	20-9	Houston	54,814
9/23	L	20-3	at L.A. Raiders	50,657
9/30	L	28-6	Miami	54,691
10/7	W	36-14	San Diego	53,486
10/14	W	34-17	at Denver	74,285
10/21	L	27-7	at San Francisco	64,301
10/29	W	41-10	L.A. Rams	56,466
11/4	W	21-9	Atlanta	57,093
11/18	L	27-3	at Cincinnati	60,064
11/25	W	24-7	at N.Y. Jets	57,806
12/2	L	16-12	Cincinnati	58,200
12/9	W	24-3	New England	48,354
12/16	W	9-6	at New Orleans	68,582
12/23	W	35-0	Cleveland	51,665
12/30	L	34-14	at Houston	56,906

TEAM STATISTICS

	Pittsburgh	Opponent
Total First Downs	263	257
Rushing	93	102
Passing	150	130
Penalty	20	25
3rd Down: Made/Att	74/187	81/205
3rd Down Pct.	39.6	39.5
Total Net Yards	4525	4115
Avg. Per Game	282.8	257.2
Total Plays	897	940
Avg. Per Play	5.0	4.4
Net Yards Rushing	1880	1615
Avg. Per Game	117.5	100.9
Total Rushes	456	446
Net Yards Passing	2645	2500
Avg. Per Game	165.3	156.3
Sacked/Yards Lost	33/242	34/228
Gross Yards	2887	2728
Att./Completions	408/237	460/236
Completion Pct.	58.1	51.3
Had Intercepted	20	9
Punts/Average	66/37.2	64/40.9
Net Punting Avg.	66/34.1	64/33.7
Penalties/Yards	110/928	89/719
Fumbles/Ball Lost	40/17	33/18
Touchdowns	33	26
Rushing	11	13
Passing	20	9
Returns	2	4

SCORE BY PERIOD

	Q1	Q2	Q3	Q4	OT	Pts
Steelers	64	71	54	103	0	292
Opponents	58	86	56	40	0	240

PASSING

	Att	Cmp	Yds	Cmp%	TD	Int	Long	Sack/Lost	Rating
Brister	387	223	2725	57.6	20	14	90	28/213	81.6
Strom	21	14	162	66.7	0	1	22	5/29	69.9
Steelers	408	237	2887	58.1	20	15	90	33/242	81.0
Opponents	460	236	2728	51.3	9	24	66t	34/228	54.3

SCORING

	TD	Ru	Pa	Rt	PAT	FG	2Pt	Pts
Anderson	0	0	0	0	032/3220/25	0	0	62
Hoge	10	7	3	0	0/0	0/0	0	90
Green	7	0	7	0	0/0	0/0	0	42
W. Williams	4	3	1	0	0/0	0/0	0	24
Lipps	3	0	3	0	0/0	0/0	0	18
Mularkey	3	0	3	0	0/0	0/0	0	18
Bell	1	0	1	0	0/0	0/0	0	6
Calloway	1	0	1	0	0/0	0/0	0	6
Foster	1	1	0	0	0/0	0/0	0	6
Johnson	1	0	0	1	0/0	0/0	0	6
Stone	1	0	1	0	0/0	0/0	0	6
Woodson	1	0	0	1	0/0	0/0	0	6
Steelers	33	11	20	232/3220/25	0	292		
Opponents	23	13	9	126/2618/28	0	222		

Opponents: G. Williams 6.0, Willis 5.0, Lloyd 4.5, Davidson 3.5, Evans 3.0, Freeman 2.0, Jenkins 2.0, Hinkle 2.0, Nickerson 2.0, Jones 2.0, J. Williams 1.0, Lake 1.0, **Steelers: 34.0, Opponents: 33.0**

2-Pt. Conversions: **Steelers 0-0, Opponents 0-0**

RUSHING

	No.	Yds	Avg	Long	TD
Hoge	203	772	3.8	41t	7
Worley	109	418	3.8	38	0
Williams	68	389	5.7	70t	3
Foster	36	203	5.6	38	1
Brister	25	64	2.6	11	0
Bell	5	18	3.6	12	0
Stryzinski	3	17	5.7	9	0
Strom	4	10	2.5	10	0
Lipps	1	-5	-5.0	-5	0
Stone	2	-6	-3.0	10	0
Steelers	456	1880	4.1	70t	11
Opponents	446	1615	3.6	31	13

RECEIVING

	No.	Yds	Avg	Long	TD
Lipps	50	682	13.6	37	3
Hoge	40	342	8.6	27	3
Green	34	387	11.4	46	3
Mularkey	32	365	11.4	28	3
Hill	25	391	15.6	66	0
Stone	19	332	17.5	90	1
Bell	12	137	11.4	43	1
Calloway	10	124	12.4	27	1
Worley	8	70	8.8	27	0
W. Williams	5	42	8.4	13	1
O'Shea	1	13	13.0	13	0
Foster	1	2	2.0	2	0
Steelers	237	2887	12.2	90	20
Opponents	236	2728	11.6	66t	9

INTERCEPTIONS

	No.	Yds	Avg	Long	TD
Woodson	5	67	13.4	34	0
Griffin	4	75	18.8	36	0
Woodruff	3	110	36.7	59	0
Everett	3	2	0.7	2	0
Johnson	2	60	30.0	34	1
Little	1	35	35.0	35	0
Hinkle	1	19	19.0	19	0
Lloyd	1	9	9.0	9	0
Willis	1	5	5.0	5	0
Jones	1	3	3.0	3	0
Hall	1	0	0.0	0	0
Lake	1	0	0.0	0	0
Steelers	24	385	16.0	59	1
Opponents	15	124	8.3	24	0

PUNTING

	No.	Yds	Avg	Net	TB	In	Lg	B
Stryzinski	65	2454	37.8	34.1	5	18	51	1
Steelers	65	2454	37.8	34.1	5	18	51	1
Opponents	64	2616	40.9	33.7	3	13	62	1

PUNT RETURNS

	Ret	FC	Yds	Avg	Long	TD
Woodson	38	8	398	10.5	52t	1
Hill	1	0	0	0.0	0	0
Steelers	39	8	398	10.2	52t	1
Opponents	16	32	105	6.6	39	0

KICKOFF RETURNS

	No.	Yds	Avg	Long	TD
Woodson	35	764	21.8	49	0
Stone	5	91	18.2	24	0
J. Williams	3	31	10.3	20	0
Foster	3	29	9.7	13	0
Griffin	2	16	8.0	14	0
Green	1	16	16.0	16	0
Lipps	1	9	9.0	9	0
Steelers	50	956	19.1	49	0
Opponents	56	1245	22.2	99t	1

FIELD GOALS

	1-19	20-29	30-39	40-49	50+
Anderson	1/1	3/3	8/8	8/11	0/2
Steelers	1/1	3/3	8/8	8/11	0/2
Opponents	0/0	4/4	4/5	9/17	1/2

1989 Final Regular-Season Statistics (Won 9, Lost 7)

MEDIA INFORMATION

FOOTBALL STAFF

2020 PLAYERS

2019 IN REVIEW

STEELERS HISTORY

RECORDS

SCHEDULE

Date	W/L	Score	Opponent	Attendance
9/10	L	51-0	Cleveland	57,928
9/17	L	41-10	at Cincinnati	53,885
9/24	W	27-14	Minnesota	50,744
10/1	W	23-3	at Detroit	43,804
10/8	L	26-16	Cincinnati	52,785
10/15	W	17-7	at Cleveland	78,840
10/22	L	27-0	at Houston	59,091
10/29	W	23-17	Kansas City	54,194
11/5	L	34-7	at Denver	74,739
11/12	L	20-0	Chicago	56,505
11/19	W	20-17	San Diego	44,203
11/26	W	34-14	at Miami	59,936
12/3	L	23-16	Houston	40,541
12/10	W	13-0	at N.Y. Jets	41,037
12/17	W	28-10	New England	26,594
12/24	W	31-22	at Tampa Bay	29,690

TEAM STATISTICS

	Pittsburgh	Opponent
Total First Downs	244	323
Rushing	106	112
Passing	117	177
Penalty	21	34
3rd Down: Made/Att	66/209	106/229
3rd Down Pct.	31.6	46.3
Total Net Yards	2178	3541
Avg. Per Game	249.8	346.8
Total Plays	955	1077
Avg. Per Play	4.2	5.2
Net Yards Rushing	1818	2008
Avg. Per Game	113.6	125.5
Total Rushes	500	498
Net Yards Passing	2178	3541
Avg. Per Game	157.4	188.8
Sacked/Yards Lost	43/220	39/229
Gross Yards	2738	3249
Att./Completions	404/210	548/290
Completion Pct.	52.0	52.9
Had Intercepted	13	21
Punts/Average	83/40.6	69/40.5
Net Punting Avg.	83/34.1	84/33.8
Penalties/Yards	116/986	96/785
Fumbles/Ball Lost	32/18	40/21
Touchdowns	29	38
Rushing	17	16
Passing	10	17
Returns	2	5

SCORE BY PERIOD

	Q1	Q2	Q3	Q4	OT	Pts
Steelers	57	91	72	45	0	265
Opponents	78	110	60	78	0	326

PASSING

	Att	Cmp	Yds	Cmp%	TD	Int	Long	Sack/Lost	Rating
Briester	342	187	2365	54.7	9	10	79t	45/452	73.1
Blackledge	60	22	282	36.7	1	3	30	4/25	36.9
Carter	1	1	15	100.0	0	0	15	2/7	118.8
Strom	1	0	0	0.0	0	0	0	0/0	39.6
Steelers	404	210	2662	52.0	10	13	79t	51/484	67.7
Opponents	548	290	3721	52.9	17	21	66t	31/180	68.8

SCORING

	TD	Ru	Pa	Rt	PAT	FG	2Pt	Pts
Anderson	0	0	0	0	028/2821/30	0	0	91
Hoge	8	8	0	0	0/0	0/0	0	48
Lipps	6	1	5	0	0/0	0/0	0	36
Worley	5	5	0	0	0/0	0/0	0	30
Carter	4	1	3	0	0/0	0/0	0	24
Hill	1	0	1	0	0/0	0/0	0	6
Mularkey	1	0	1	0	0/0	0/0	0	6
Wallace	1	1	0	0	0/0	0/0	0	6
W. Williams	1	1	0	0	0/0	0/0	0	6
Woodson	1	0	0	1	0/0	0/0	0	6
Steelers	28	17	10	128	2821/30	0	259	
Opponents	34	16	17	137	3819/27	0	302	

Sacks: Lloyd 7.0, Willis 6.5, Johnson 4.5, J. Williams 3.0, G. Williams 3.0, Little 2.0, Jones 2.0, Lake 1.0, Olsavsky 1.0, Nickerson 1.0, Steelers: 31.0, Opponents: 51.0
 2-Pt. Conversions: Steelers 0-0, Opponents 0-0

RUSHING

	No.	Yds	Avg	Long	TD
Worley	195	770	3.9	38	5
Hoge	186	621	3.3	31	8
Lipps	13	180	13.8	58t	1
W. Williams	37	131	3.5	13	1
Stone	10	53	5.3	32	0
Briester	27	25	0.9	15	0
Blackledge	9	20	2.2	11	0
Carter	11	16	1.5	7	1
Wallace	5	10	2.0	5	1
Tyrell	1	3	3.0	3	0
Strom	4	-3	-0.8	0	0
Newsome	2	-8	-4.0	0	0
Steelers	500	1818	3.6	58t	17
Opponents	498	2008	4.0	65t	16

RECEIVING

	No.	Yds	Avg	Long	TD
Lipps	50	944	18.9	79t	5
Carter	38	267	7.0	22t	3
Hoge	34	271	8.0	22	0
Hill	28	455	16.3	53	1
Mularkey	22	326	14.8	34	1
Worley	15	113	7.5	19	0
Stone	7	92	13.1	16	0
W. Williams	6	48	8.0	16	0
Stock	4	74	18.5	27	0
Thompson	4	74	18.5	28	0
O'Shea	1	8	8.0	8	0
Briester	1	-10	-10.0	-10	0
Steelers	210	2662	12.7	79t	10
Opponents	290	3721	12.8	66t	17

INTERCEPTIONS

	No.	Yds	Avg	Long	TD
Woodruff	4	57	14.3	35	0
Everett	3	68	22.7	32	0
Lloyd	3	49	16.3	31	0
Woodson	3	39	13.0	39	0
Little	3	23	7.7	13	0
Griffin	1	15	15.0	15	0
Hall	1	6	6.0	6	0
Hinkle	1	4	4.0	4	0
Johnson	1	0	0.0	0	0
Lake	1	0	0.0	0	0
Steelers	21	261	12.4	39	0
Opponents	13	103	7.9	21	1

PUNTING

	No.	Yds	Avg	Net	TB	In	Lg	B
Newsome	82	3368	41.1	34.1	9	15	57	1
Steelers	82	3368	41.1	34.1	9	15	57	1
Opponents	69	2793	40.5	32.8	9	16	62	0

PUNT RETURNS

	Ret	FC	Yds	Avg	Long	TD
Woodson	29	2	207	7.1	20	0
Hill	5	0	22	4.4	12	0
Lipps	4	0	27	6.8	9	0
Johnson	2	0	22	11.0	13	0
Steelers	40	2	278	7.0	20	0
Opponents	45	19	361	8.0	42	0

KICKOFF RETURNS

	No.	Yds	Avg	Long	TD
Woodson	36	982	27.3	84t	1
Stone	7	173	24.7	73	0
Thompson	4	41	10.3	15	0
J. Williams	4	31	7.8	22	0
J. Johnson	3	43	14.3	19	0
Griffin	1	21	21.0	21	0
Hinnant	1	13	13.0	13	0
Steelers	56	1304	23.3	84t	1
Opponents	53	1096	20.7	42	0

FIELD GOALS

	1-19	20-29	30-39	40-49	50+
Anderson	2/2	5/5	5/8	9/15	0/0
Steelers	2/2	5/5	5/8	9/15	0/0
Opponents	0/0	11/11	3/8	3/6	2/2

1988 Final Regular-Season Statistics (Won 5, Lost 11)

SCHEDULE

Date	W-L	Score	Opponent	Attendance
9/4	W	24-21	Dallas	56,813
9/11	L	30-29	at Washington	54,083
9/18	L	17-12	Cincinnati	56,647
9/25	L	36-28	at Buffalo	78,735
10/2	L	23-9	Cleveland	56,410
10/9	L	31-14	at Phoenix	53,278
10/16	L	34-14	Houston	52,229
10/23	W	39-21	Denver	49,811
10/30	L	24-20	at N.Y. Jets	64,862
11/6	L	42-7	at Cincinnati	56,403
11/13	L	27-26	Philadelphia	46,026
11/20	L	27-7	at Cleveland	77,131
11/27	W	16-10	Kansas City	42,057
12/4	W	37-34	at Houston	47,791
12/11	L	20-14	at San Diego	33,816
12/18	W	40-24	Miami	36,051

TEAM STATISTICS

	Pittsburgh	Opponent
Total First Downs	292	319
Rushing	120	110
Passing	150	181
Penalty	22	28
3rd Down: Made/Att	78/216	98/225
3rd Down Pct.	36.1	43.6
Total Net Yards	5204	5805
Avg. Per Game	325.3	362.8
Total Plays	1030	1067
Avg. Per Play	5.1	5.4
Net Yards Rushing	2228	1864
Avg. Per Game	139.3	116.5
Total Rushes	499	516
Net Yards Passing	2976	3941
Avg. Per Game	186.0	246.3
Sacked/Yards Lost	42/331	19/145
Gross Yards	3307	4086
Att./Completions	489/226	532/309
Completion Pct.	46.2	58.1
Had Intercepted	20	20
Punts/Average	71/41.5	67/40.7
Net Punting Avg.	71/32.8	67/35.0
Penalties/Yards	99/803	79/705
Fumbles/Ball Lost	40/19	35/13
Touchdowns	36	49
Rushing	17	20
Passing	15	25
Returns	4	4

SCORE BY PERIOD

	Q1	Q2	Q3	Q4	OT	Pts
Steelers	85	94	47	110	0	336
Opponents	64	138	103	116	0	421

PASSING

	Att	Cmp	Yds	Cmp%	TD	Int	Long	Sack/Lost	Rating
Brister	370	175	2634	47.3	11	14	89t	36/292	65.3
Blackledge	79	38	494	48.1	2	3	34	4/25	60.8
Bono	35	10	110	28.6	1	2	15	1/8	25.9
Carter	3	2	56	66.7	0	0	40	0/0	109.7
Lipps	2	1	13	50.0	1	1	13t	1/6	70.8
Steelers	489	226	3307	46.2	15	20	89t	42/331	62.0
Opponents	532	309	4086	58.1	25	20	86t	19/145	82.5

SCORING

	TD	Ru	Pa	Rt	PAT	FG	2Pt	Pts
Anderson	0	0	0	0	034/3528/36	0	0	118
Brister	6	6	0	0	0/0	0/0	0	36
Hoge	6	3	3	0	0/0	0/0	0	36
Lipps	6	1	5	0	0/0	0/0	0	36
Carter	5	3	2	0	0/0	0/0	0	30
Jackson	3	3	0	0	0/0	0/0	0	18
Stone	2	0	1	1	0/0	0/0	0	12
Blackledge	1	1	0	0	0/0	0/0	0	6
Gothard	1	0	1	0	0/0	0/0	0	6
Jordan	1	0	0	1	0/0	0/0	0	6
Lockett	1	0	1	0	0/0	0/0	0	6
Thompson	1	0	1	0	0/0	0/0	0	6
W. Williams	1	0	1	0	0/0	0/0	0	6
Woodruff	1	0	0	1	0/0	0/0	0	6
Woodson	1	0	0	1	0/0	0/0	0	6
Steelers	36	17	15	434/3628/36	0	0	336	
Opponents	47	20	25	247/4826/32	0	0	409	

Sacks: Johnson 4.0, Nickerson 3.5, G. Williams 3.5, Carr 3.5, Jones 1.5, Reese 1.0, Woodson 0.5, Lloyd 0.5, Hinkle 0.5, Thomas 0.5.
Steelers: 19.0, Opponents: 42.0

2-Pt. Conversions: Steelers 0-0, Opponents 0-0

RUSHING

	No.	Yds	Avg	Long	TD
Hoge	170	705	4.1	20	3
Williams	87	409	4.7	33	0
Jackson	74	315	4.3	29t	3
Carter	36	216	6.0	64t	3
Brister	45	209	4.6	20	6
Lipps	6	129	21.5	39t	1
Stone	40	127	3.2	11	0
Pollard	31	93	3.0	7	0
Blackledge	8	25	3.1	10	1
Newsome	2	0	0.0	0	0
Steelers	499	2228	4.5	64t	17
Opponents	516	1864	3.6	64	20

RECEIVING

	No.	Yds	Avg	Long	TD
Lipps	50	973	19.5	89t	5
Hoge	50	487	9.7	40	3
Carter	32	363	11.3	33	2
Lockett	22	365	16.6	44	1
Thompson	16	370	23.1	50	1
Gothard	12	121	10.1	26	1
Stone	11	196	17.8	72t	1
W. Williams	11	66	6.0	21	1
Johnson	10	237	23.7	60	0
Jackson	9	84	9.3	24	0
Pollard	2	22	11.0	19	0
Hinnant	1	23	23.0	23	0
Steelers	226	3307	14.6	89t	15
Opponents	309	4086	13.2	86t	25

INTERCEPTIONS

	No.	Yds	Avg	Long	TD
Woodruff	4	109	27.3	78t	1
Woodson	4	98	24.5	29	0
Everett	3	31	10.3	29	0
Griffin	2	63	31.5	33	0
Jordan	1	28	28.0	28t	1
Carr	1	27	27.0	27	0
Gowdy	1	24	24.0	24	0
Hinkle	1	1	1.0	1	0
Little	1	0	0.0	0	0
Nickerson	1	0	0.0	0	0
Sanchez	1	0	0.0	0	0
Steelers	20	381	19.1	78t	2
Opponents	20	367	18.4	75t	1

PUNTING

	No.	Yds	Avg	Net	TB	In	Lg	B
Newsome	65	2950	45.4	32.8	10	9	62	0
Steelers	65	2950	45.4	32.8	10	9	62	6
Opponents	67	2726	40.7	35.0	3	16	63	0

PUNT RETURNS

	Ret	FC	Yds	Avg	Long	TD
Woodson	33	6	281	8.5	28	0
Lipps	4	2	30	7.5	11	0
Sanchez	2	4	11	5.5	6	0
Steelers	39	12	322	8.3	28	0
Opponents	40	9	418	10.5	32	0

KICKOFF RETURNS

	No.	Yds	Avg	Long	TD
Woodson	37	850	23.0	92t	1
Stone	29	610	21.0	92t	1
Sanchez	4	71	17.8	19	0
Boyle	1	19	19.0	19	0
Jackson	1	10	10.0	10	0
W. Williams	1	10	10.0	10	0
Blankenship	1	5	5.0	5	0
Steelers	74	1575	21.3	92t	2
Opponents	63	1351	21.4	90t	1

FIELD GOALS

	1-19	20-29	30-39	40-49	50+
Anderson	1/1	11/11	9/10	6/12	1/2
Steelers	1/1	11/11	9/10	6/12	1/2
Opponents	3/3	6/7	9/10	7/10	1/2

1987 Final Regular-Season Statistics (Won 8, Lost 7)

SCHEDULE

Date	W-L	Score	Opponent	Attendance
9/13	W	30-17	San Francisco	55,735
9/20	L	34-10	at Cleveland	79,543
9/27	Cancelled		N.Y. Jets (Player Strike)	
10/4	W	28-12	at Atlanta	16,667
10/11	L	31-21	at L.A. Rams	20,219
10/18	W	21-7	Indianapolis	34,627
10/25	W	23-20	Cincinnati	53,692
11/1	L	35-24	at Miami	52,578
11/8	W	17-16	at Kansas City	45,249
11/15	L	23-3	Houston	56,177
11/22	W	30-16	at Cincinnati	59,910
11/29	L	20-16	New Orleans	47,896
12/6	W	13-9	Seattle	48,881
12/13	W	20-16	at San Diego	51,605
12/20	L	24-16	at Houston	38,683
12/26	L	19-13	Cleveland	56,394

TEAM STATISTICS

	Pittsburgh	Opponent
Total First Downs	263	289
Rushing	114	94
Passing	126	170
Penalty	23	25
3rd Down: Made/Att	86/229	78/222
3rd Down Pct.	39.5	34.0
Total Net Yards	4410	4920
Avg. Per Game	294.0	328.0
Total Plays	973	962
Avg. Per Play	4.5	5.1
Net Yards Rushing	2144	1610
Avg. Per Game	142.9	107.3
Total Rushes	517	455
Net Yards Passing	2266	3310
Avg. Per Game	151.1	220.7
Sacked/Yards Lost	27/198	26/196
Gross Yards	2464	3506
Att./Completions	429/198	481/290
Completion Pct.	46.2	60.3
Had Intercepted	25	27
Punts/Average	82/40.2	70/39.2
Net Punting Avg.	82/31.2	70/33.4
Penalties/Yards	105/801	95/771
Fumbles/Ball Lost	37/8	41/17
Touchdowns	31	34
Rushing	11	8
Passing	13	22
Returns	7	4

SCORE BY PERIOD

	Q1	Q2	Q3	Q4	OT	Pts
Steelers	50	88	51	96	0	285
Opponents	45	79	77	98	0	299

SCORING

	TD	Ru	Pa	Rt	PAT	FG	2Pt	Pts
Anderson	0	0	0	0	021/2122/27	0	0	87
Carter	3	0	3	0	0/0	0/0	0	18
Malone	3	3	0	0	0/0	0/0	0	18
Pollard	3	3	0	0	0/0	0/0	0	18
Abercrombie	2	2	0	0	0/0	0/0	0	12
Alston	2	0	2	0	0/0	0/0	0	12
Stallworth	2	0	2	0	0/0	0/0	0	12
Trout	0	0	0	0	010/10	0/2	0	10
Bono	1	1	0	0	0/0	0/0	0	6
Clinkscales	1	0	1	0	0/0	0/0	0	6
Gothard	1	0	1	0	0/0	0/0	0	6
Gowdy	1	0	0	1	0/0	0/0	0	6
Hall	2	0	0	2	0/0	0/0	0	6
Hairston	1	0	1	0	0/0	0/0	0	6
Hoge	1	0	1	0	0/0	0/0	0	6
Jackson	1	1	0	0	0/0	0/0	0	6
Lockett	1	0	1	0	0/0	0/0	0	6
Sanders	1	1	0	0	0/0	0/0	0	6
Shell	2	0	0	2	0/0	0/0	0	6
Thompson	1	0	1	0	0/0	0/0	0	6
Woodruff	1	0	0	1	0/0	0/0	0	6
Woodson	1	0	0	1	0/0	0/0	0	6

Steelers 29 11 13 531/3122/29 0 273
Opponents 31 8 22 131/3320/26 0 281
Sacks: Merrweather 5.5, Gary 4.0, Willis 3.0, Carr 3.0, Hinkle 2.0, Team 2.0, Little 1.5, Cole 1.0, Dawkins 1.0, J. Williams 1.0, Warren 1.0, G. Williams 1.0, **Steelers: 26.0, Opponents: 27.0**
2-Pt. Conversions: Steelers 0-0, Opponents 0-0

RUSHING

	No.	Yds	Avg	Long	TD
Jackson	180	696	3.9	39	1
Pollard	128	536	4.2	33	3
Abercrombie	123	459	3.7	28t	2
Malone	34	162	4.8	42t	3
Stone	17	135	7.9	51	0
Sanders	11	65	5.9	14	1
BoNo.	8	27	3.4	23	1
Collier	4	20	5.0	12	0
Newsome	2	16	8.0	16	0
Carter	5	12	2.4	4	0
Hoge	3	8	2.7	5	0
Reeder	2	8	4.0	4	0
Steelers	517	2144	4.1	51	11
Opponents	455	1610	3.5	58	8

RECEIVING

	No.	Yds	Avg	Long	TD
Stallworth	41	521	12.7	45	2
Abercrombie	24	209	8.7	24	0
Thompson	17	313	18.4	63	1
Sweeney	16	217	13.6	34	0
Carter	16	180	11.3	26t	3
Pollard	14	77	5.5	17	0
Clinkscales	13	240	18.5	57	1
Lee	12	124	10.3	24	0
Lipps	11	164	14.9	27	0
Lockett	7	116	16.6	25	1
Steelers	198	2464	12.4	63	13
Opponents	290	3506	12.1	52t	22

INTERCEPTIONS

	No.	Yds	Avg	Long	TD
Woodruff	5	91	18.2	33t	1
Hall	3	29	9.7	25t	1
Everett	3	22	7.3	21	0
Hinkle	3	15	5.0	8	0
Gowdy	2	50	25.0	45t	1
Merrweather	2	26	13.0	15	0
Griffin	2	2	1.0	2	0
Shell	1	50	50.0	50t	1
Woodson	1	45	45.0	45t	1
Riley	1	4	4.0	4	0
Sheffield	1	2	2.0	2	0
Cole	1	0	0.0	0	0
Edwards	1	0	0.0	0	0
Williams	1	0	0.0	0	0
Steelers	27	336	12.4	50t	5
Opponents	25	330	13.2	49	1

PUNTING

	No.	Yds	Avg	Net	TB	In	Lg	B
Newsome	64	2678	41.8	31.5	13	8	57	1
Bruno	16	619	38.7	30.4	4	5	56	1
Steelers	80	3297	41.2	31.2	17	13	57	2
Opponents	70	2741	39.2	33.4	8	17	55	0

PUNT RETURNS

	Ret	FC	Yds	Avg	Long	TD
Woodson	16	1	135	8.4	20	0
Lipps	7	1	46	6.6	12	0
Anderson	7	1	38	5.4	10	0
Everett	4	2	22	5.5	11	0
Lockett	2	1	3	1.5	5	0
Steelers	36	6	244	6.8	20	0
Opponents	46	7	395	8.6	44	0

KICKOFF RETURNS

	No.	Yds	Avg	Long	TD
Woodson	36	982	27.3	84t	1
Stone	7	173	24.7	73	0
Thompson	4	41	10.3	15	0
J. Williams	4	31	7.8	22	0
J. Johnson	3	43	14.3	19	0
Griffin	1	21	21.0	21	0
Hinnant	1	13	13.0	13	0
Steelers	56	1304	23.3	84t	1
Opponents	53	1096	20.7	42	0

FIELD GOALS

	1-19	20-29	30-39	40-49	50+
Anderson	0/0	8/9	4/4	8/12	2/2
Trout	0/0	0/1	0/1	0/0	0/0
Steelers	0/0	8/10	4/5	8/12	2/2
Opponents	0/0	6/6	10/10	4/7	0/3

PASSING

	Att	Cmp	Yds	Cmp%	TD	Int	Long	Sack/Lost	Rating
Malone	336	156	1896	46.4	6	19	63	18/151	46.7
Bono	74	34	438	45.9	5	2	57	6/30	76.3
Briester	12	4	20	33.3	0	3	10	2/14	2.8
Collier	7	4	110	57.1	2	1	49	1/3	101.8
Steelers	429	198	2464	46.2	13	25	63	27/198	50.3
Opponents	481	290	3506	60.3	22	27	52t	26/196	74.6

1986 Final Regular-Season Statistics (Won 6, Lost 10)

SCHEDULE

Date	W-L	Score	Opponent	Attendance
9/7	L	30-0	at Seattle	61,461
9/15	L	21-10	Denver	57,305
9/21	L	31-7	at Minnesota	56,795
9/28	W	22:16/OT	at Houston	42,001
10/5	L	27-24	Cleveland	57,327
10/13	L	24-22	at Cincinnati	54,283
10/19	L	34-0	New England	54,743
10/26	W	30-9	Cincinnati	50,815
11/2	W	27-3	Green Bay	52,831
11/9	L	16-12	at Buffalo	72,000
11/16	W	21-10	Houston	49,724
11/23	L	37:31/OT	at Cleveland	76,452
11/30	L	13-10/OT	at Chicago	61,425
12/7	W	27-17	Detroit	45,042
12/13	W	45-24	at N.Y. Jets	58,044
12/21	L	24-19	Kansas City	47,150

TEAM STATISTICS

	Pittsburgh	Opponent
Total First Downs	292	303
Rushing	125	97
Passing	140	176
Penalty	27	30
3rd Down: Made/Att	86/232	81/228
3rd Down Pct.	37.1	35.5
Total Net Yards	4811	5252
Avg. Per Game	300.7	328.3
Total Plays	1075	1050
Avg. Per Play	4.5	5.0
Net Yards Rushing	2223	1872
Avg. Per Game	138.9	117.0
Total Rushes	564	471
Net Yards Passing	2588	3380
Avg. Per Game	161.8	211.3
Sacked/Yards Lost	20/159	43/289
Gross Yards	2747	3669
Att./Completions	491/238	536/311
Completion Pct.	48.5	58.0
Had Intercepted	20	20
Punts/Average	89/38.7	82/39.0
Net Punting Avg.	89/30.6	82/31.0
Penalties/Yards	104/853	108/899
Fumbles/Ball Lost	28/16	31/13
Touchdowns	35	39
Rushing	18	10
Passing	16	22
Returns	1	7

SCORE BY PERIOD

	Q1	Q2	Q3	Q4	OT	Pts
Steelers	51	83	90	77	6	307
Opponents	67	129	54	77	9	336

PASSING

	Att	Cmp	Yds	Cmp%	TD	Int	Long	Sack/Lost	Rating
Malone	425	216	2444	50.8	15	18	48	13/97	62.5
Brister	60	21	291	35.0	0	2	58	6/57	37.6
Campbell	4	0	0	0.0	0	0	0	1/5	39.6
Newsome	2	1	12	50.0	1	0	12t	0/0	108.3
Steelers	491	238	2747	48.5	16	20	58	20/159	59.7
Opponents	536	311	3669	58.0	22	20	55t	43/289	77.1

SCORING

	TD	Ru	Pa	Rt	PAT	FG	2Pt	Pts
Anderson	0	0	0	0	032/3221/32	0	0	95
Abercrombie	8	6	2	0	0/0	0/0	0	48
Jackson	5	5	0	0	0/0	0/0	0	30
Malone	5	5	0	0	0/0	0/0	0	30
Thompson	5	0	5	0	0/0	0/0	0	30
Erenberg	4	1	3	0	0/0	0/0	0	24
Lipps	3	2	1	0	0/0	0/0	0	18
Brister	1	1	0	0	0/0	0/0	0	6
Gothard	1	0	1	0	0/0	0/0	0	6
Sanchez	1	0	0	1	0/0	0/0	0	6
Stallworth	1	0	1	0	0/0	0/0	0	6
Sweeney	1	0	1	0	0/0	0/0	0	6
Steelers	35	18	16	132/3421/32	0	0	307	
Opponents	39	10	22	736/3822/39	0	0	324	

Sacks: Willis 12.0, Gary 6.5, Merriweather 6.0, Nelson 5.0, Hinkle 4.5, G. Williams 3.5, Dunn 2.5, Sims 1.0, Team 1.0, Little 0.5, Cole 0.5
Steelers: 43.0, Opponents: 20.0

2-Pt. Conversions: Steelers 0-0, Opponents 0-0

RUSHING

	No.	Yds	Avg	Long	TD
Jackson	216	910	4.2	31	5
Abercrombie	214	877	4.1	38t	6
Erenberg	42	170	4.0	17	1
Malone	31	107	3.5	45	5
Pollard	24	86	3.6	12	0
Hughes	14	32	2.3	8	0
Reeder	6	20	3.3	6	0
Sanders	4	12	3.0	13	0
Brister	6	10	1.7	9	1
Seitz	3	2	0.7	2	0
Lipps	4	-3	-0.8	8	0
Steelers	564	2223	3.9	45	18
Opponents	471	1872	4.0	61t	10

RECEIVING

	No.	Yds	Avg	Long	TD
Abercrombie	47	395	8.4	27	2
Lipps	38	590	15.5	48	3
Stallworth	34	466	13.7	40t	1
Erenberg	27	217	8.0	19	3
Sweeney	21	337	16.0	58	1
Gothard	21	246	11.7	34	1
Thompson	17	191	11.2	20	5
Jackson	17	176	9.9	28	0
Hughes	10	98	9.8	22	0
Sanders	2	19	9.5	10	0
Pollard	2	15	7.5	10	0
Reeder	2	4	2.0	3	0
Steelers	238	2747	11.5	58	16
Opponents	311	3669	11.8	55t	22

INTERCEPTIONS

	No.	Yds	Avg	Long	TD
Sanchez	3	71	23.7	67t	1
Williams	3	44	14.7	25	0
Shell	3	29	9.7	17	0
Woods	3	26	8.7	23	0
Clayton	3	18	6.0	14	0
Hinkle	3	7	2.3	6	0
Merriweather	2	14	7.0	11	0
Swain	0	9	1.0	1	0
Steelers	20	218	10.9	67t	1
Opponents	20	244	12.2	37t	2

PUNTING

	No.	Yds	Avg	Net	TB	In	Lg	B
Newsome	86	3447	40.1	38.7	11	18	64	0
Steelers	86	3447	40.1	38.7	11	18	64	0
Opponents	82	3194	39.0	31.0	7	17	69	0

PUNT RETURNS

	Ret	FC	Yds	Avg	Long	TD
Woods	33	12	294	8.9	41	0
Lipps	3	1	16	5.3	10	0
Steelers	36	13	310	8.6	41	0
Opponents	34	14	364	10.7	44	0

KICKOFF RETURNS

	No.	Yds	Avg	Long	TD
Sanchez	25	591	23.6	64	0
Elder	21	425	20.2	36	0
Sanders	8	148	18.5	29	0
Reeder	4	52	13.0	17	0
Hughes	2	16	8.0	16	0
Seitz	2	25	12.5	14	0
Merriweather	1	27	27.0	27	0
Woods	1	17	17.0	17	0
Rostosky	1	3	3.0	3	0
Sweeney	1	0	0.0	0	0
Steelers	66	1304	19.8	64	0
Opponents	56	1362	24.3	100t	3

FIELD GOALS

	1-19	20-29	30-39	40-49	50+
Anderson	0/1	6/7	6/7	9/14	0/3
Steelers	0/1	6/7	6/7	9/14	0/3
Opponents	2/2	6/10	7/11	7/13	0/3

1985 Final Regular-Season Statistics (Won 7, Lost 9)

SCHEDULE

Date	W-L	Score	Opponent	Attendance
9/8	W	45-3	Indianapolis	55,279
9/16	L	17-7	at Cleveland	79,042
9/22	W	20-0	Houston	58,752
9/30	L	37-24	Cincinnati	59,541
10/6	L	24-20	at Miami	72,820
10/13	L	27-13	at Dallas	62,932
10/20	W	23-10	St. Louis	56,478
10/27	L	26-21	at Cincinnati	55,421
11/3	W	10-9	Cleveland	51,976
11/10	W	36-28	at Kansas City	46,126
11/17	W	30-7	at Houston	45,977
11/24	L	30-23	Washington	59,293
12/1	L	31-23	Denver	56,797
12/8	L	54-44	at San Diego	52,098
12/15	W	30-24	Buffalo	35,953
12/21	L	28-10	at N.Y. Giants	66,785

TEAM STATISTICS

	Pittsburgh	Opponent
Total First Downs	315	273
Rushing	125	105
Passing	165	144
Penalty	25	24
3rd Down: Made/Att	92/237	71/207
3rd Down Pct.	38.8	34.3
Total Net Yards	5350	4659
Avg. Per Game	334.4	291.2
Total Plays	1086	990
Avg. Per Play	4.9	4.7
Net Yards Rushing	2177	1876
Avg. Per Game	136.1	117.3
Total Rushes	541	470
Net Yards Passing	3173	2783
Avg. Per Game	198.3	173.9
Sacked/Yards Lost	33/224	36/305
Gross Yards	3397	3088
Att./Completions	512/254	484/287
Completion Pct.	49.6	59.3
Had Intercepted	27	20
Punts/Average	79/39.1	86/40.9
Net Punting Avg.	79/32.5	86/32.9
Penalties/Yards	85/665	89/679
Fumbles/Ball Lost	31/9	34/14
Touchdowns	40	43
Rushing	14	19
Passing	23	18
Returns	3	6

SCORE BY PERIOD

	Q1	Q2	Q3	Q4	OT	Pts
Steelers	58	134	83	104	0	379
Opponents	72	129	53	101	0	355

PASSING

	Att	Cmp	Yds	Cmp%	TD	Int	Long	Sack/Lost	Rating
Malone	233	117	1428	50.2	13	7	45t	10/80	75.6
Woodley	183	94	1357	51.4	6	14	69	13/84	54.7
Campbell	96	43	612	44.8	4	6	51	10/60	53.7
Steelers	512	254	3397	49.6	23	27	69	33/224	64.0
Opponents	484	287	3088	59.3	18	20	75t	36/305	73.3

SCORING

	TD	Ru	Pa	Rt	PAT	FG	2PT	Pts
Anderson	0	0	0	0	040/4033/42	0	0	139
Lipps	15	1	12	2	0/0	0/0	0	90
Abercrombie	9	7	2	0	0/0	0/0	0	54
Stallworth	5	0	5	0	0/0	0/0	0	30
Erenberg	3	0	3	0	0/0	0/0	0	18
Pollard	3	3	0	0	0/0	0/0	0	18
Woodley	2	2	0	0	0/0	0/0	0	12
Malone	1	1	0	0	0/0	0/0	0	6
Thompson	1	0	1	0	0/0	0/0	0	6
Merrriweather	1	0	0	1	0/0	0/0	0	6
Steelers	40	14	23	340/4033/42	0	0	379	
Opponents	42	19	18	639/4019/25	0	0	359	

Sacks: Willis 5.5, Hinkle 5.0, Merrriweather 4.0, Gary 3.0, Goodman 3.0, Cole 3.0, Catano 3.0, Dunn 2.5, Team 2.0, Carr 1.0, Nelson 1.0, Little 1.0, Woods 1.0, Sims 1.0, **Steelers: 36.0, Opponents: 33.0**

2-PT. Conversions: **Steelers 0-0, Opponents 0-0**

RUSHING

	No.	Yds	Avg	Long	TD
Pollard	233	991	4.3	56	3
Abercrombie	227	851	3.8	32t	7
Malone	15	80	5.3	25	1
Woodley	17	71	4.2	13	2
Erenberg	16	67	4.2	12	0
Spencer	13	56	4.3	11	0
Campbell	9	28	3.1	14	0
Morse	8	17	2.1	9	0
Lipps	3	16	5.3	15t	1
Steelers	541	2177	4.0	56	14
Opponents	470	1876	4.0	77t	19

RECEIVING

	No.	Yds	Avg	Long	TD
Stallworth	75	937	12.5	41	5
Lipps	59	1134	19.2	51	12
Erenberg	33	326	9.9	35	3
Pollard	24	250	10.4	20	0
Abercrombie	24	209	8.7	27	2
Sweeney	16	234	14.6	69	0
Thompson	8	138	17.3	42	1
Gothard	6	83	13.8	24	0
Cunningham	6	61	10.2	17	0
Spencer	3	25	8.3	13	0
Steelers	254	3397	13.4	69	23
Opponents	287	3088	10.8	75t	18

INTERCEPTIONS

	No.	Yds	Avg	Long	TD
Woodruff	5	80	16.0	33	0
Williams	4	47	11.8	29	0
Shell	4	40	10.0	26	0
Merrriweather	2	36	18.0	35t	1
Swain	2	4	2.0	4	0
Little	2	0	0.0	3	0
Cole	1	4	4.0	4	0
Steelers	20	211	10.6	35t	0
Opponents	27	409	15.2	57t	5

PUNTING

	No.	Yds	Avg	Net	TB	In	Lg	B
Newsome	78	3088	39.6	32.5	7	17	59	0
Steelers	78	3088	39.6	32.5	7	17	59	0
Opponents	86	3515	40.9	32.9	10	17	65	0

PUNT RETURNS

	Ret	FC	Yds	Avg	Long	TD
Lipps	36	2	437	12.1	71t	2
Woods	13	2	46	3.5	10	0
Steelers	49	4	483	9.9	71t	2
Opponents	43	8	380	8.8	31	0

KICKOFF RETURNS

	No.	Yds	Avg	Long	TD
Spencer	27	617	22.9	40	0
Erenberg	21	441	21.0	35	0
Lipps	13	237	18.2	24	0
Washington	3	34	11.3	14	0
Tuggle	1	8	8.0	8	0
Steelers	65	1337	20.6	40	0
Opponents	65	1566	24.1	95	0

FIELD GOALS

	1-19	20-29	30-39	40-49	50+
Anderson	1/1	12/13	14/15	5/9	1/4
Steelers	1/1	12/13	14/15	5/9	1/4
Opponents	2/2	2/3	11/12	4/5	0/3

• Team Record

1984 Final Regular-Season Statistics (Won 9, Lost 7)

SCHEDULE

Date	W-L	Score	Opponent	Attendance
9/2	L	37-27	Kansas City	56,709
9/6	W	23-17	at N.Y. Jets	70,564
9/16	W	24-14	L.A. Rams	58,104
9/23	L	20-10	at Cleveland	77,312
10/1	W	38-17	Cincinnati	57,098
10/7	L	31-7	Miami	59,103
10/14	W	20-17	at San Francisco	59,110
10/21	L	17-16	at Indianapolis	60,026
10/28	W	35-10	Atlanta	55,971
11/4	W	35-7	Houston	48,892
11/11	L	22-20	at Cincinnati	52,497
11/19	L	27-24	at New Orleans	66,005
11/25	W	52-24	San Diego	55,586
12/2	L	23-20/OT	at Houston	39,786
12/9	W	23-20	Cleveland	55,825
12/16	W	13-7	at L.A. Raiders	83,056

TEAM STATISTICS

	Pittsburgh	Opponent
Total First Downs	302	282
Rushing	117	87
Passing	167	167
Penalty	18	28
3rd Down: Made/Att	92/227	75/225
3rd Down Pct.	40.5	33.3
Total Net Yards	5420	4916
Avg. Per Game	338.8	307.3
Total Plays	1052	1016
Avg. Per Play	5.2	4.8
Net Yards Rushing	2179	1617
Avg. Per Game	136.2	101.1
Total Rushes	574	454
Net Yards Passing	3241	3299
Avg. Per Game	202.6	206.2
Sacked/Yards Lost	35/278	47/390
Gross Yards	3519	3689
Att./Completions	443/240	515/299
Completion Pct.	54.2	58.1
Had Intercepted	25	31
Punts/Average	70/41.2	90/42.4
Net Punting Avg.	70/34.7	90/32.5
Penalties/Yards	112/948	107/945
Fumbles/Ball Lost	40/15	30/11
Touchdowns	45	35
Rushing	13	12
Passing	25	19
Returns	7	4

SCORE BY PERIOD

	Q1	Q2	Q3	Q4	OT	Pts
Steelers	50	147	95	95	0	387
Opponents	26	105	69	107	3	310

PASSING

	Att	Cmp	Yds	Cmp%	TD	Int	Long	Sack/Lost	Rating
Malone	272	147	2137	54.0	16	17	61t	25/211	73.4
Woodley	156	85	1273	54.5	8	7	80t	10/67	79.9
Campbell	15	8	109	53.3	1	1	25t	0/0	71.3
Steelers	443	240	3519	54.2	25	25	80t	35/278	75.6
Opponents	515	299	3689	58.1	19	31	68	47/390	67.5

SCORING

	TD	Ru	Pa	Rt	PAT	FG	2PT	Pts
Anderson	0	0	0	0	0	0	0	0
Stallworth	11	0	11	0	0	0	0	66
Lipps	11	1	9	1	0	0	0	66
Pollard	6	6	0	0	0	0	0	36
Erenberg	3	2	1	0	0	0	0	18
Malone	3	3	0	0	0	0	0	18
Thompson	3	0	3	0	0	0	0	18
Washington	2	0	0	2	0	0	0	12
Abercrombie	1	1	0	0	0	0	0	6
Shell	1	0	0	1	0	0	0	6
Cunningham	1	0	1	0	0	0	0	6
Woodruff	1	0	0	1	0	0	0	6
Steelers	43	13	25	545/4524	32	0	0	375
Opponents	35	12	19	334/3522	28	0	0	310

Sacks: Merrweather 15.0, E.Nelson 7.0, Hinkle 5.5, Willis 5.0, Gary 4.0, Goodman 2.5, Cole 2.0, E. Williams 2.0, Little 1.0, Dunn 1.0, Clayton 1.0, Team 1.0.

Steelers: 47.0, Opponents: 35.0

2-PT. Conversions: Steelers 0-0, Opponents 0-0

RUSHING

	No.	Yds	Avg	Long	TD
Pollard	213	851	4.0	52	6
Abercrombie	145	610	4.2	31	6
Erenberg	115	405	3.5	31t	2
Corley	18	89	4.9	23	0
Veals	31	87	2.8	9	0
Lipps	3	71	23.7	36t	1
Malone	25	42	1.7	13t	3
Gillespie	7	18	2.6	9	0
Woodley	11	14	1.3	7	0
Spencer	1	0	0.0	0	0
Colquitt	1	0	0.0	0	0
Capers	1	-3	-3.0	-3	0
Campbell	3	-5	-5.0	-5	0
Steelers	574	2179	3.8	52	13
Opponents	454	1617	3.6	31	12

RECEIVING

	No.	Yds	Avg	Long	TD
Stallworth	80	1395	17.4	51	11
Lipps	45	860	19.1	80t	9
Erenberg	38	358	9.4	25	1
Pollard	21	186	8.9	18	0
Thompson	17	291	17.1	59	3
Abercrombie	16	135	8.4	59	0
Capers	7	81	11.6	19	0
Kolodziejcki	5	59	11.8	22	0
Cunningham	4	64	16.0	29	1
D. Nelson	2	31	15.5	19	0
Sweeney	2	25	12.5	16	0
Garrity	2	22	11.0	12	0
Gillespie	1	12	12.0	12	0
Steelers	240	3519	14.7	80t	25
Opponents	299	3689	12.3	68	19

INTERCEPTIONS

	No.	Yds	Avg	Long	TD
Shell	7	61	8.7	52t	1
Washington	6	138	23.0	69t	2
Woodruff	5	56	11.2	42t	1
Hinkle	3	77	25.7	43	0
E. Williams	3	49	16.3	44	0
Merrweather	2	9	4.5	8	0
Woods	2	0	0.0	0	0
C. Brown	1	31	31.0	31	0
Cole	1	12	12.0	12	0
Clayton	1	0	0.0	0	0
Steelers	31	433	14.0	69t	4
Opponents	25	371	14.8	70	1

PUNTING

	No.	Yds	Avg	Net	TB	In	Lg	B
Colquitt	70	2883	41.2	34.7	5	21	62	0
Steelers	70	2883	41.2	34.7	5	21	62	0
Opponents	90	3818	42.4	32.5	10	13	60	0

PUNT RETURNS

	Ret	FC	Yds	Avg	Long	TD
Lipps	53	0	656	12.4	76t	1
Woods	6	0	40	6.7	14	0
Clayton	1	0	0	0.0	0	0
Long	1	0	0	0.0	0	0
Steelers	61	0	696	11.4	76t	1
Opponents	37	0	351	9.5	58t	1

KICKOFF RETURNS

	No.	Yds	Avg	Long	TD
Erenberg	28	575	20.5	47	0
Spencer	18	373	20.7	40	0
Veals	4	40	10.0	18	0
Corley	1	15	15.0	15	0
Gillespie	1	12	12.0	12	0
C. Brown	1	11	11.0	11	0
Catano	1	0	0.0	0	0
Steelers	54	1026	19.0	47	0
Opponents	61	1338	21.9	97t	1

FIELD GOALS

	1-19	20-29	30-39	40-49	50+
Anderson	0/0	8/9	6/9	8/11	2/3
Steelers	0/0	8/9	6/9	8/11	2/3
Opponents	2/2	5/5	8/10	6/9	1/2

• Team Record

1983 Final Regular-Season Statistics (Won 10, Lost 6)

SCHEDULE

Date	W-L	Score	Opponent	Attendance
9/4	L	14-10	Denver	58,233
9/11	W	25-21	at Green Bay	58,154
9/18	W	40-28	at Houston	44,150
9/25	L	28-23	New England	58,282
10/2	W	17-10	Houston	56,901
10/10	W	24-14	at Cincinnati	56,086
10/16	W	44-17	Cleveland	59,263
10/23	W	27-21	at Seattle	61,615
10/30	W	17-12	Tampa Bay	57,468
11/6	W	26-3	San Diego	58,191
11/13	W	24-13	at Baltimore	57,319
11/20	L	17-14	Minnesota	58,417
11/24	L	45-3	at Detroit	77,724
12/4	L	23-10	Cincinnati	55,832
12/10	W	34-7	at N.Y. Jets	53,996
12/18	L	30-17	at Cleveland	72,313

TEAM STATISTICS

	Pittsburgh	Opponent
Total First Downs	312	278
Rushing	156	100
Passing	141	151
Penalty	15	27
3rd Down: Made/Att	99/231	77/216
3rd Down Pct.	42.9	35.6
Total Net Yards	5014	4728
Avg. Per Game	313.4	295.5
Total Plays	1075	1006
Avg. Per Play	4.7	4.7
Net Yards Rushing	2610	1833
Avg. Per Game	163.1	114.6
Total Rushes	614	509
Net Yards Passing	2404	2895
Avg. Per Game	150.3	180.9
Sacked/Yards Lost	52/350	50/361
Gross Yards	2754	3256
Att./Completions	409/211	447/238
Completion Pct.	51.6	53.2
Had Intercepted	23	28
Punts/Average	80/41.9	88/41.1
Net Punting Avg.	80/35.0	88/33.1
Penalties/Yards	99/836	96/782
Fumbles/Ball Lost	42/20	34/17
Touchdowns	39	37
Rushing	17	14
Passing	15	19
Returns	7	4

SCORE BY PERIOD

	Q1	Q2	Q3	Q4	OT	Pts
Steelers	95	105	30	125	0	355
Opponents	80	78	72	73	0	303

PASSING

	Att	Cmp	Yds	Cmp%	TD	Int	Long	Sack/Lost	Rating
Stout	381	197	2553	51.7	12	21	52	51/339	60.6
Malone	20	9	124	45.0	1	2	38	1/11	42.5
Bradshaw	8	5	77	62.5	2	0	24	0/0	133.9
Steelers	409	211	2754	51.6	15	23	52	52/350	61.9
Opponents	447	238	3256	53.2	19	28	76t	50/361	64.9

SCORING

	TD	Ru	Pa	Rt	PAT	FG	2PT	Pts
Anderson	0	0	0	0	038/3927/31	0	0	119
Abercrombie	7	4	3	0	0/0	0/0	0	42
F. Harris	7	5	2	0	0/0	0/0	0	42
Sweeney	5	0	5	0	0/0	0/0	0	30
Pollard	4	4	0	0	0/0	0/0	0	24
Stout	4	4	0	0	0/0	0/0	0	24
Cunningham	3	0	3	0	0/0	0/0	0	18
Hinkle	1	0	0	1	0/0	0/0	0	6
Johnson	1	0	0	1	0/0	0/0	0	6
Clayton	1	0	0	1	0/0	0/0	0	6
Merriweather	1	0	0	1	0/0	0/0	0	6
Capers	1	0	1	0	0/0	0/0	0	6
Garrity	1	0	1	0	0/0	0/0	0	6
Steelers	36	17	15	438/3927/31	0	0	0	337
Opponents	37	14	19	436/3715/20	0	0	0	303

Sacks: Willis 14.0, Gary 7.5, Dunn 6.0, Cole 5.0, Lambert 4.0, Nelson 3.0, Beasley 2.5, Rivera 2.0, Clayton 2.0, Kohrs 1.5, Goodman 1.0, Woodruff 1.0, Merriweather 0.5, **Steelers: 50.0, Opponents: 52.0**

2-PT Conversions: Steelers 0-0, Opponents 0-0

RUSHING

	No.	Yds	Avg	Long	TD
F. Harris	279	1007	3.6	19	5
Pollard	135	608	4.5	32	4
Stout	77	479	6.2	23	4
Abercrombie	112	446	4.0	50t	4
Hawthorne	5	47	9.4	20	0
T. Harris	2	15	7.5	10	0
Odum	2	7	3.5	4	0
Bradshaw	8	7	0.9	7	0
Sweeney	3	5	1.7	2	0
Steelers	614	2610	4.3	50t	17
Opponents	509	1833	3.6	30	14

RECEIVING

	No.	Yds	Avg	Long	TD
Sweeney	39	577	14.8	42	5
Cunningham	35	442	12.6	25	3
F. Harris	34	278	8.2	29t	2
Abercrombie	26	391	15.0	51t	3
Hawthorne	19	300	15.8	52	0
Garrity	19	279	14.7	38	1
Pollard	16	127	7.9	17	0
Capers	10	185	18.5	36	1
Stallworth	8	100	12.5	20	0
Skansi	3	39	13.0	21	0
Rodgers	2	36	18.0	25	0
Steelers	211	2754	13.1	52	15
Opponents	238	3256	13.7	76t	19

INTERCEPTIONS

	No.	Yds	Avg	Long	TD
Woods	5	53	10.6	31	0
Shell	5	18	3.6	18	0
Blount	4	32	8.0	21	0
Woodruff	3	85	28.3	47	0
Johnson	3	84	28.0	34t	1
Merriweather	3	55	18.3	31t	1
Lambert	2	-1	-0.5	0	0
Clayton	1	70	70.0	70t	1
Washington	1	25	25.0	25	0
Hinkle	1	14	14.0	14t	1
Steelers	28	435	15.5	70t	4
Opponents	23	252	11.0	41t	2

PUNTING

	No.	Yds	Avg	Net	TB	In	Lg	B
Colquitt	80	3352	41.9	35.0	7	20	58	0
Steelers	80	3352	41.9	35.0	7	20	58	0
Opponents	88	3615	41.1	33.1	14	10	61	0

PUNT RETURNS

	Ret	FC	Yds	Avg	Long	TD
Skansi	43	9	363	8.4	57	0
Woods	5	0	46	9.2	13	0
T. Harris	3	0	12	4.0	6	0
Steelers	51	9	421	8.3	57	0
Opponents	44	5	418	9.5	81t	1

KICKOFF RETURNS

	No.	Yds	Avg	Long	TD
Odum	39	758	19.4	35	0
T. Harris	18	289	16.1	32	0
Bingham	1	15	15.0	15	0
Kohrs	1	6	6.0	6	0
Steelers	59	1068	18.1	35	0
Opponents	65	1507	23.2	97t	1

FIELD GOALS

	1-19	20-29	30-39	40-49	50+
Anderson	2/2	8/9	9/10	8/10	0/0
Steelers	2/2	8/9	9/10	8/10	0/0
Opponents	1/1	6/7	6/6	2/5	0/1

1982 Final Regular-Season Statistics (Won 6, Lost 3)

SCHEDULE

Date	W-L	Score	Opponent	Attendance
9/13	W	36-28	at Dallas	63,431
9/19	W	26-20/OT	Cincinnati	53,973
9/26	Cancelled		N.Y. Giants	
10/3	Cancelled		at Denver	
10/11	Cancelled		Philadelphia	
10/17	Cancelled		at Washington	
10/31	Cancelled		at Cincinnati	
11/7	Cancelled		Houston	
11/14	Cancelled		N.Y. Jets	
11/21	W	24-10	at Houston	42,338
11/28	L	16-0	at Seattle	55,553
12/5	W	35-14	Kansas City	52,090
12/12	L	13-0	at Buffalo	58,391
12/19	L	10-9	at Cleveland	67,139
12/26	W	37-14	New England	50,515
1/2	W	37-21	Cleveland	52,312

● Game cancelled for player strike

TEAM STATISTICS

	Pittsburgh	Opponent
Total First Downs	171	174
Rushing	69	92
Passing	91	142
Penalty	11	14
3rd Down: Made/Att	47/121	47/126
3rd Down Pct.	39.0	37.3
Total Net Yards	2970	2874
Avg. Per Game	330.0	319.3
Total Plays	583	599
Avg. Per Play	5.1	4.8
Net Yards Rushing	1187	762
Avg. Per Game	131.9	84.7
Total Rushes	289	236
Net Yards Passing	1783	2112
Avg. Per Game	198.1	234.7
Sacked/Yards Lost	19/139	34/273
Gross Yards	1922	2385
Att./Completions	275/141	329/176
Completion Pct.	51.3	53.5
Had Intercepted	16	17
Punts/Average	49/40.4	53/38.1
Net Punting Avg.	49/35.1	53/30.6
Penalties/Yards	59/459	44/345
Fumbles/Ball Lost	18/7	17/8
Touchdowns	25	17
Rushing	7	5
Passing	17	12
Returns	1	6

SCORE BY PERIOD

	Q1	Q2	Q3	Q4	OT	Pts
Steelers	47	54	38	59	6	204
Opponents	13	43	38	52	0	146

PASSING

	Att	Cmp	Yds	Cmp%	TD	Int	Long	Sack/Lost	Rating
Bradshaw	240	127	1768	52.9	17	11	74t	18/131	81.4
Stout	35	14	154	40.0	0	5	24	1/8	14.2
Steelers	275	141	1922	51.3	17	16	74t	19/139	70.3
Opponents	329	176	2385	53.5	12	17	75t	34/273	67.5

SCORING

	TD	Ru	Pa	Rt	PAT	FG	2Pt	Pts
Anderson	0	0	0	0	022/2210	12	0	52
Stallworth	7	0	7	0	0/0	0/0	0	42
Smith	4	0	4	0	0/0	0/0	0	24
Hawthorne	3	0	3	0	0/0	0/0	0	18
Cunningham	2	0	2	0	0/0	0/0	0	12
Pollard	2	2	0	0	0/0	0/0	0	12
Harris	2	2	0	0	0/0	0/0	0	12
Abercrombie	2	2	0	0	0/0	0/0	0	12
Thornton	1	1	0	0	0/0	0/0	0	6
Pinney	1	0	1	0	0/0	0/0	0	6
Steelers	24	7	17	0	022/2210	12	0	198
Opponents	17	5	12	0	017/17	9/14	0	146

Sacks: Beasley 6.0, Dunn 6.0, Cole 5.0,
Lambert 4.0, Ham 3.0, Toews 2.5, Kohrs 2.0,
Goodman 1.5, Shell 1.0, Hinkle 1.0, Woodruff 1.0, Willis 1.0.

Steelers: 34.0, Opponents: 19.0

2-Pt. Conversions: Steelers 0-0, Opponents 0-0

RUSHING

	No.	Yds	Avg	Long	TD
Harris	140	604	4.3	21	2
Pollard	62	238	3.8	18	2
Abercrombie	21	100	4.8	34	2
Davis	24	72	3.0	9	0
Hawthorne	15	68	4.5	11	0
Thornton	6	33	5.5	13	1
Stout	11	28	2.5	8	0
Swann	1	25	25.0	25	0
Bradshaw	8	10	2.3	6	0
Stallworth	1	9	9.0	9	0
Steelers	289	1187	4.1	34	7
Opponents	236	762	3.2	33	5

RECEIVING

	No.	Yds	Avg	Long	TD
Harris	31	249	8.0	20	7
Stallworth	27	441	16.3	74t	7
Cunningham	21	277	13.2	31	2
Swann	18	265	14.7	60	0
Smith	17	387	22.8	51	4
Hawthorne	12	182	15.2	46t	3
Pollard	6	39	6.5	11	0
Sweeney	5	50	10.0	17	0
Abercrombie	1	14	14.0	14	0
Davis	1	11	11.0	11	0
Thornton	1	4	4.0	4	0
Pinney	1	3	3.0	3t	1
Steelers	141	1922	13.6	74t	17
Opponents	176	2385	13.6	75t	12

INTERCEPTIONS

	No.	Yds	Avg	Long	TD
Woodruff	5	53	10.6	30	0
Shell	5	27	5.2	18	0
Johnson	2	5	2.5	5	0
Toews	1	20	20.0	20	0
Woods	1	12	12.0	12	0
Lambert	1	6	6.0	6	0
Ham	1	2	2.0	2	0
Blount	1	2	2.0	2	0
Steelers	17	127	7.5	30	0
Opponents	16	168	10.5	28	0

PUNTING

	No.	Yds	Avg	Net	TB	In	Lg	B
Goodson	49	1981	40.4	35.1	4	11	66	1
Steelers	49	1981	40.4	35.1	4	11	66	1
Opponents	53	2019	38.1	30.6	4	9	54	2

PUNT RETURNS

	Ret	FC	Yds	Avg	Long	TD
Sydnor	22	3	172	7.8	21	0
Woods	13	2	142	10.9	20	0
Merriweather	1	0	3	3.0	3	0
Steelers	36	5	317	8.8	21	0
Opponents	28	4	182	6.5	17	0

KICKOFF RETURNS

	No.	Yds	Avg	Long	TD
Bohannon	14	329	23.5	57	0
Abercrombie	7	139	19.9	46	0
French	2	38	19.0	26	0
Sydnor	2	37	18.5	20	0
Moser	1	18	18.0	18	0
Donnalley	1	8	8.0	8	0
Swann	1	0	0.0	0	0
Steelers	28	569	20.3	57	0
Opponents	36	821	22.8	39	0

FIELD GOALS

	1-19	20-29	30-39	40-49	50+
Anderson	0/0	4/4	1/2	5/5	0/1
Steelers	0/0	4/4	1/2	5/5	0/1
Opponents	0/0	2/2	4/5	2/5	1/2

1981 Final Regular-Season Statistics (Won 8, Lost 8)

SCHEDULE

Date	W-L	Score	Opponent	Attendance
9/6	L	37-33	Kansas City	53,305
9/10	L	30-10	at Miami	74,190
9/20	W	38-10	N.Y. Jets	52,973
9/27	W	27-21	New England	53,344
10/4	W	20-6	at New Orleans	64,578
10/11	W	13-7	Cleveland	53,255
10/18	L	34-7	at Cincinnati	57,090
10/26	W	26-13	Houston	52,732
11/1	L	17-14	San Francisco	52,878
11/8	L	24-21	at Seattle	59,058
11/15	W	34-20	at Atlanta	57,485
11/22	W	32-10	at Cleveland	77,958
11/29	W	24-0	L.A. Rams	51,854
12/7	L	30-27	at Oakland	51,769
12/13	L	17-10	Cincinnati	50,623
12/20	L	21-20	at Houston	41,056

TEAM STATISTICS

	Pittsburgh	Opponent
Total First Downs	318	323
Rushing	137	114
Passing	156	181
Penalty	25	28
3rd Down: Made/Att	83/203	90/231
3rd Down Pct.	40.9	39.0
Total Net Yards	5598	5652
Avg. Per Game	349.9	353.3
Total Plays	1042	1084
Avg. Per Play	5.4	5.2
Net Yards Rushing	2372	1869
Avg. Per Game	148.3	116.8
Total Rushes	554	500
Net Yards Passing	3226	3783
Avg. Per Game	201.6	236.4
Sacked/Yards Lost	27/231	40/325
Gross Yards	3457	4107
Att./Completions	461/247	542/302
Completion Pct.	53.6	55.5
Had Intercepted	19	30
Punts/Average	84/43.3	78/42.1
Net Punting Avg.	84/35.3	78/35.8
Penalties/Yards	97/840	112/960
Fumbles/Ball Lost	39/22	31/16
Touchdowns	47	35
Rushing	21	10
Passing	25	22
Returns	1	3

SCORE BY PERIOD

	Q1	Q2	Q3	Q4	OT	Pts
Steelers	90	97	84	79	6	356
Opponents	33	97	58	109	3	297

PASSING

	Att	Cmp	Yds	Cmp%	TD	Int	Long	Sack/Lost	Rating
Bradshaw	370	201	2887	54.3	22	14	90t	17/155	83.9
Malone	88	45	553	51.1	3	5	30	10/76	58.6
Stoutd	3	1	17	33.3	0	0	17	0/0	53.5
Steelers	461	247	3457	53.6	25	19	90t	27/231	78.9
Opponents	544	302	4107	55.5	22	30	73t	40/325	70.3

SCORING

	TD	Ru	Pa	Rt	PAT	FG	2Pt	Pts
Trout	0	0	0	0	038	4612/17	0	74
Harris	9	8	1	0	0/0	0/0	0	54
Smith	7	0	7	0	0/0	0/0	0	42
Stallworth	5	0	5	0	0/0	0/0	0	30
Swann	5	0	5	0	0/0	0/0	0	30
Thornton	4	4	0	0	0/0	0/0	0	24
Cunningham	3	0	3	0	0/0	0/0	0	18
Malone	3	2	1	0	0/0	0/0	0	18
Pollard	2	2	0	0	0/0	0/0	0	12
Hawthorne	2	2	0	0	0/0	0/0	0	12
Bradshaw	2	2	0	0	0/0	0/0	0	12
Davis	1	1	0	0	0/0	0/0	0	6
Blount	1	0	0	1	0/0	0/0	0	6
Grossman	1	0	1	0	0/0	0/0	0	6
Pinney	1	0	1	0	0/0	0/0	0	6
Moser	1	0	1	0	0/0	0/0	0	6
Steelers	47	21	25	138	4612/17	0	356	
Opponents	34	10	22	333	3518/33	0	291	

Sacks: Dunn 8.0, Kohrs 5.5, Beasley 5.0, Greene 4.5, Banaszak 4.0, Greenwood 3.0, Goodman 3.0, Cole 2.5, Lambert 2.0, Winston 1.5, Woodruff 1.0. **Steelers: 40.0, Opponents: 27.0**
2-Pt. Conversions: Steelers 0-0, Opponents 0-0

RUSHING

	No.	Yds	Avg	Long	TD
Harris	242	987	4.1	50	8
Pollard	123	570	4.6	29	2
Davis	47	270	5.7	28	1
Thornton	56	202	3.6	17t	4
Bradshaw	38	162	4.3	16	2
Malone	16	68	4.3	19	2
Hawthorne	25	58	2.3	16	2
Stallworth	1	17	17.0	17	0
Smith	1	15	15.0	15	0
Stoutd	3	11	3.7	10	0
Colquitt	1	8	8.0	8	0
Moser	1	4	4.0	4	0
Steelers	554	2372	4.3	50	21
Opponents	500	1869	3.7	60	10

RECEIVING

	No.	Yds	Avg	Long	TD
Stallworth	63	1098	17.4	55	5
Cunningham	41	574	14.0	30	3
Harris	37	250	6.8	26	1
Swann	34	505	14.9	44	5
Smith	29	571	19.7	46t	7
Pollard	19	156	8.2	26	0
Thornton	8	78	9.8	30	0
Davis	4	34	8.5	19	0
Hawthorne	4	23	5.8	12	0
Grossman	3	19	6.3	14t	1
Sweeney	2	53	26.5	32	0
Malone	1	90	90.0	90t	1
Moser	1	5	5.0	5t	1
Pinney	1	1	1.0	1t	1
Steelers	247	3457	14.0	90t	25
Opponents	302	4108	13.6	73t	22

INTERCEPTIONS

	No.	Yds	Avg	Long	TD
Blount	6	106	17.7	50t	1
Lambert	6	76	12.7	31	0
Shell	5	52	10.4	25	0
Thomas	4	18	4.5	16	0
Washington	3	46	15.3	35	0
Johnson	2	8	4.0	8	0
Cole	1	29	29.0	29	0
Ham	1	23	23.0	23	0
Woodruff	1	17	17.0	17	0
Winston	1	1	1.0	1	0
Steelers	30	376	12.5	50t	1
Opponents	19	226	11.9	34	0

PUNTING

	No.	Yds	Avg	Net	TB	In	Lg	B
Colquitt	84	3641	43.3	35.3	16	25	74	0
Steelers	84	3641	43.3	35.3	16	25	74	0
Opponents	78	3286	42.1	35.8	4	12	62	0

PUNT RETURNS

	Ret	FC	Yds	Avg	Long	TD
Smith	30	1	204	6.8	28	0
Anderson	20	8	208	10.4	33	0
Steelers	50	9	412	8.2	33	0
Opponents	34	10	358	10.5	87t	2

KICKOFF RETURNS

	No.	Yds	Avg	Long	TD
Anderson	37	825	22.3	35	0
Hawthorne	7	138	19.7	30	0
Moser	3	76	25.3	29	0
Dirden	3	45	15.0	18	0
Davis	1	8	8.0	8	0
Malone	1	3	3.0	3	0
Thornton	1	1	1.0	1	0
Steelers	53	1096	20.7	35	0
Opponents	52	1253	24.1	51	0

FIELD GOALS

	1-19	20-29	30-39	40-49	50+
Trout	4/5	4/4	1/2	3/5	0/1
Steelers	4/5	4/4	1/2	3/5	0/1
Opponents	0/0	5/5	7/10	6/14	0/4

• Team Record

1980 Final Regular-Season Statistics (Won 9, Lost 7)

SCHEDULE

Date	W-L	Score	Opponent	Attendance
9/7	W	31-17	Houston	54,386
9/14	W	20-17	at Baltimore	54,914
9/21	L	30-28	at Cincinnati	52,490
9/28	W	38-3	Chicago	53,987
10/5	W	23-17	at Minnesota	47,583
10/12	L	17-16	Cincinnati	53,668
10/20	L	45-34	Oakland	53,940
10/26	L	27-26	at Cleveland	79,095
11/2	W	22-20	Green Bay	52,165
11/9	W	24-21	at Tampa Bay	71,636
11/16	W	16-13	Cleveland	54,563
11/23	L	28-13	at Buffalo	79,659
11/30	W	23-10	Miami	51,384
12/4	L	6-0	at Houston	53,960
12/14	W	21-16	Kansas City	50,013
12/22	L	26-17	at San Diego	51,785

TEAM STATISTICS

	Pittsburgh	Opponent
Total First Downs	308	302
Rushing	111	101
Passing	177	171
Penalty	20	30
3rd Down: Made/Att	101/224	94/232
3rd Down Pct.	45.1	40.5
Total Net Yards	5554	5134
Avg. Per Game	347.1	320.9
Total Plays	1033	1036
Avg. Per Play	5.4	5.0
Net Yards Rushing	1986	1762
Avg. Per Game	124.1	110.1
Total Rushes	512	486
Net Yards Passing	3568	3372
Avg. Per Game	223.0	210.8
Sacked/Yards Lost	18/145	37/264
Gross Yards	3832	3517
Att./Completions	484/250	532/280
Completion Pct.	51.7	52.6
Had Intercepted	24	26
Punts/Average	66/40.2	73/40.7
Penalties/Yards	111/933	93/806
Fumbles/Ball Lost	38/18	23/14
Touchdowns	42	37
Rushing	15	9
Passing	26	25
Returns	1	3

SCORE BY PERIOD

	Q1	Q2	Q3	Q4	OT	Pts
Steelers	79	115	76	82	0	352
Opponents	57	91	81	84	0	313

PASSING

	Att	Cmp	Yds	Cmp%	TD	Int	Long	Sack/Lost	Rating
Bradshaw	424	218	3339	51.4	24	22	68t	33/245	75.0
Stout	60	32	493	53.3	2	2	72	4/19	78.0
Steelers	484	250	3832	51.7	26	24	72	37/264	75.4
Opponents	532	280	3517	52.6	25	26	69t	18/145	68.8

SCORING

	TD	Ru	Pa	Rt	PAT	FG	2Pt	Pts
Bahr	0	0	0	0	039/4219/28	0	0	96
Smith	9	0	9	0	0/0	0/0	0	54
Swann	7	0	7	0	0/0	0/0	0	42
Harris	6	4	2	0	0/0	0/0	0	36
Hawthorne	4	4	0	0	0/0	0/0	0	24
Thornton	4	3	1	0	0/0	0/0	0	24
Bradshaw	2	2	0	0	0/0	0/0	0	12
Bell	2	0	2	0	0/0	0/0	0	12
Bleier	2	1	1	0	0/0	0/0	0	12
Cunningham	2	0	2	0	0/0	0/0	0	12
Stallworth	1	0	1	0	0/0	0/0	0	6
Sweeney	1	0	1	0	0/0	0/0	0	6
Davis	1	1	0	0	0/0	0/0	0	6
Winston	1	0	0	1	0/0	0/0	0	6
Steelers	42	15	26	139/4219/28	0	0	352	
Opponents	37	9	25	334/3719/29	0	0	313	

Sacks: Greenwood 5.0, Greene 3.5, Furness 3.5, Banaszak 2.5, Beasley 1.0, Cole 1.0, Ham 1.0, Dunn 0.5, **Steelers: 18.0, Opponents: 37.0**

RUSHING

	No.	Yds	Avg	Long	TD
Harris	208	789	3.8	26	4
Bleier	78	340	4.4	19	1
Thornton	78	325	4.2	28	3
Hawthorne	63	226	3.6	15	4
Davis	33	132	4.0	12	1
Bradshaw	36	111	3.1	18	2
Stout	9	35	3.9	12	0
Colquitt	1	17	17.0	17	0
Pollard	4	16	4.0	12	0
Smith	1	-1	-1.0	-1	0
Swann	1	-4	-4.0	-4	0
Steelers	512	1986	3.9	28	15
Opponents	486	1762	3.6	37	9

RECEIVING

	No.	Yds	Avg	Long	TD
Swann	44	710	16.1	68t	7
Smith	37	711	19.2	45t	9
Harris	30	196	6.5	31	2
Bell	29	748	25.8	72	2
Grossman	23	293	12.7	35	0
Bleier	21	174	8.3	17	1
Cunningham	18	232	12.9	35	2
Thornton	15	131	8.7	29t	1
Sweeney	12	282	23.5	34	1
Hawthorne	12	158	13.2	33	0
Stallworth	9	197	21.9	50t	1
Steelers	250	3832	15.3	72	26
Opponents	280	3517	12.6	69t	25

INTERCEPTIONS

	No.	Yds	Avg	Long	TD
Shell	7	135	19.3	67	0
Wagner	6	27	4.5	6	0
Blount	4	28	7.0	17	0
Ham	2	16	8.0	15	0
Lambert	2	1	0.5	1	0
Thomas	2	0	0.0	0	0
Cole	1	34	34.0	34	0
Johnson	1	19	19.0	19	0
Woodruff	1	0	0.0	0	0
Steelers	26	260	10.0	67	0
Opponents	24	226	9.4	36	2

PUNTING

	No.	Yds	Avg	TB	In	Lg	B
Colquitt	61	2483	40.7	5	13	54	0
Bradshaw	5	173	34.6	0	0	44	0
Steelers	66	2656	40.2	5	13	54	0
Opponents	73	2970	40.7	10	18	61	1

PUNT RETURNS

	Ret	FC	Yds	Avg	Long	TD
Bell	34	6	339	10.0	27	0
Smith	7	0	28	4.0	11	0
Cobb	3	0	19	6.3	13	0
Pollard	1	0	5	5.0	5	0
Steelers	45	6	391	8.7	27	0
Opponents	34	6	217	6.4	33	0

KICKOFF RETURNS

	No.	Yds	Avg	Long	TD
Pollard	22	494	22.5	34	0
Anderson	14	379	27.1	63	0
Hawthorne	9	169	18.8	36	0
Davis	9	160	17.7	24	0
Bell	3	50	16.7	21	0
Sweeney	3	42	14.0	25	0
Cobb	1	19	19.0	19	0
Thornton	1	15	15.0	15	0
Winston	1	13	13.0	13	0
Blount	1	9	9.0	9	0
Valentine	1	0	0.0	0	0
Steelers	65	1350	20.8	63	0
Opponents	68	1339	19.7	41	0

FIELD GOALS

	1-19	20-29	30-39	40-49	50+
Bahr	2/2	8/9	7/10	2/6	0/1
Steelers	2/2	8/9	7/10	2/6	0/1
Opponents	0/0	8/9	7/11	3/6	1/3

1979 Final Regular-Season Statistics (Won 12, Lost 4)

SCHEDULE

Date	W-L	Score	Opponent	Attendance
9/3	W	16-13/OT	at New England	60,978
9/9	W	38-7	Houston	49,792
9/16	W	24-21	at St. Louis	50,416
9/23	W	17-13	Baltimore	49,483
9/30	L	17-14	at Philadelphia	70,352
10/7	W	51-35	at Cleveland	81,260
10/14	L	34-10	at Cincinnati	52,381
10/22	W	42-7	Denver	49,699
10/28	W	14-3	Dallas	50,199
11/4	W	38-7	Washington	49,462
11/11	W	30-3	at Kansas City	70,132
11/18	L	35-7	at San Diego	51,910
11/25	W	33-30/OT	Cleveland	48,773
12/2	W	37-17	Cincinnati	46,521
12/10	L	20-17	at Houston	55,923
12/16	W	28-0	Buffalo	48,002

TEAM STATISTICS

	Pittsburgh	Opponent
Total First Downs	337	260
Rushing	141	95
Passing	179	135
Penalty	17	30
3rd Down: Made/Att	106/245	76/247
3rd Down Pct.	43.2	30.8
Total Net Yards	6258	4270
Avg. Per Game	391.1	266.9
Total Plays	1080	1035
Avg. Per Play	5.8	4.1
Net Yards Rushing	2603	1709
Avg. Per Game	162.7	106.8
Total Rushes	561	506
Net Yards Passing	3655	2561
Avg. Per Game	228.4	160.1
Sacked/Yards Lost	27/222	49/351
Gross Yards	3877	2912
Att./Completions	492/272	480/226
Completion Pct.	55.3	47.1
Had Intercepted	26	27
Punts/Average	68/40.2	100/40.0
Penalties/Yards	108/866	95/744
Fumbles/Ball Lost	47/26	32/15
Touchdowns	52	31
Rushing	25	9
Passing	26	19
Returns	1	3

SCORE BY PERIOD

	Q1	Q2	Q3	Q4	OT	Pts
Steelers	89	114	62	145	6	416
Opponents	57	104	53	48	0	262

PASSING

	Att	Cmp	Yds	Cmp%	TD	Int	Long	Sack/Lost	Rating
Bradshaw	472	259	3724	54.9	26	25	65t	24/196	77.0
Kruczek	20	13	153	65.0	0	1	31	3/26	67.3
Steelers	492	272	3877	55.3	26	26	65t	27/222	76.6
Opponents	480	226	2912	47.1	19	27	64t	49/351	56.4

SCORING

	TD	Ru	Pa	Rt	PAT	FG	2Pt	Pts
Bahr	0	0	0	0	050	5/218	30	0 104
Harris	12	11	1	0	0/0	0/0	0	72
Thornton	10	6	4	0	0/0	0/0	0	60
Stallworth	8	0	8	0	0/0	0/0	0	48
Swann	6	1	5	0	0/0	0/0	0	36
Cunningham	4	0	4	0	0/0	0/0	0	24
Bleier	4	4	0	0	0/0	0/0	0	24
Smith	2	0	2	0	0/0	0/0	0	12
Hawthorne	1	1	0	0	0/0	0/0	0	6
Winston	1	0	0	1	0/0	0/0	0	6
A. Anderson	1	0	0	0	0/0	0/0	0	6
Grossman	1	0	0	1	0/0	0/0	0	6
Moser	1	1	0	0	0/0	0/0	0	6
Smith	1	0	1	0	0/0	0/0	0	6
Steelers	52	25	26	150	5/218	30	0	416
Opponents	31	9	19	328	3/116	26	0	262

Sacks: Greenwood 7.0, Furness 7.0, Banaszak 5.5, Ham 5.0, Dunn 5.0, Greene 5.0, Shell 4.0, Lambert 3.5, Cole 2.5, Beasley 1.0, Winston 1.0, Toews 1.0, White 1.0, Valentine 0.5, Steelers: 49.0, Opponents: 27.0

RUSHING

	No.	Yds	Avg	Long	TD
Harris	267	1186	4.4	71t	11
Thornton	118	585	5.0	75	6
Bleier	92	434	4.7	70t	4
Hawthorne	28	123	4.4	19	1
A. Anderson	18	118	6.6	31	1
Bradshaw	21	83	4.0	28	0
Moser	11	33	3.0	8	1
Kruczek	4	20	5.0	22	0
Smith	1	12	12.0	12	0
Swann	1	9	9.0	9t	1
Steelers	561	2603	4.6	75	25
Opponents	506	1709	3.4	34	9

RECEIVING

	No.	Yds	Avg	Long	TD
Stallworth	70	1183	16.9	65t	8
Swann	41	808	19.7	65	5
Cunningham	36	512	14.2	41	4
Harris	36	291	8.1	21	0
Bleier	31	277	8.9	28	0
Smith	17	243	14.3	25	2
Thornton	16	231	14.4	32	4
Grossman	12	217	18.1	54	1
Hawthorne	8	47	5.9	17	0
Bell	3	61	20.3	31	0
Moser	1	6	6.0	6	0
Brown	1	1	1.0	1t	1
Steelers	272	3877	14.3	65t	26
Opponents	226	2912	12.9	64t	19

INTERCEPTIONS

	No.	Yds	Avg	Long	TD
Lambert	6	29	4.8	23	0
Shell	5	10	2.0	8	0
Wagner	4	31	7.8	19	0
Winston	3	48	16.0	41t	1
Blount	3	1	0.3	1	0
Ham	2	8	4.0	6	0
Woodruff	1	31	31.0	31	0
Johnson	1	20	20.0	20	0
L. Anderson	1	19	19.0	19	0
Banaszak	1	3	3.0	3	0
Steelers	27	200	7.4	41t	1
Opponents	26	401	15.4	77t	1

PUNTING

	No.	Yds	Avg	TB	In	Lg	B
Colquitt	68	2733	40.2	8	19	61	0
Steelers	68	2733	40.2	8	19	61	0
Opponents	100	3995	40.0	6	23	59	0

PUNT RETURNS

	Ret	FC	Yds	Avg	Long	TD
Bell	45	7	378	8.4	27	0
Smith	16	1	146	9.1	38	0
Woodruff	1	0	0	0.0	0	0
Swann	1	3	-1	-1.0	-1	0
Steelers	63	11	523	8.3	38	0
Opponents	31	10	276	8.9	68	0

KICKOFF RETURNS

	No.	Yds	Avg	Long	TD
L. Anderson	34	732	21.5	44	0
A. Anderson	13	200	15.4	26	0
Hawthorne	2	46	23.0	23	0
Moser	1	6	6.0	6	0
Cole	1	3	3.0	3	0
Steelers	51	987	19.4	44	0
Opponents	81	1668	20.6	38	0

FIELD GOALS

	1-19	20-29	30-39	40-49	50+
Bahr	0/0	6/6	6/11	6/12	0/1
Steelers	0/0	6/6	6/11	6/12	0/11
Opponents	0/0	7/8	5/8	4/9	0/1

• Team Record

1978 Final Regular-Season Statistics (Won 14, Lost 2)

SCHEDULE				
Date	W-L	Score	Opponent	Attendance
9/3	W	28-17	at Buffalo	64,147
9/10	W	21-10	Seattle	48,277
9/17	W	28-3	at Cincinnati	50,260
9/24	W	15-9/OT	Cleveland	49,513
10/1	W	28-17	at N.Y. Jets	52,058
10/8	W	31-7	Atlanta	48,202
10/15	W	34-14	at Cleveland	81,302
10/23	L	24-17	Houston	48,021
10/29	W	27-24	Kansas City	48,185
11/5	W	20-14	New Orleans	48,525
11/12	L	10-7	at L.A. Rams	63,089
11/19	W	7-6	Cincinnati	47,578
11/27	W	24-7	at San Francisco	51,657
12/3	W	13-3	at Houston	54,267
12/9	W	35-13	Baltimore	41,957
12/16	W	21-17	at Denver	74,104

SCORING										
	TD	Ru	Pa	Rt	PAT	FG	2Pt	Pts		
Gerela	0	0	0	0	044/4512/26	0	0	80		
Swann	11	0	11	0	0/0	0/0	0	66		
Stallworth	9	0	9	0	0/0	0/0	0	54		
Harris	8	8	0	0	0/0	0/0	0	48		
Bleier	6	5	1	0	0/0	0/0	0	36		
Thornton	3	2	1	0	0/0	0/0	0	18		
Cunningham	2	0	2	0	0/0	0/0	0	12		
Smith	2	0	2	0	0/0	0/0	0	12		
Bradshaw	1	0	0	0	0/0	0/0	0	6		
Bell	1	0	1	0	0/0	0/0	0	6		
L. Anderson	1	0	0	1	0/0	0/0	0	6		
Shell	1	0	0	1	0/0	0/0	0	6		
Grossman	1	0	1	0	0/0	0/0	0	6		
Steelers	46	16	28	244/4512/26	0	0	356			
Opponents	22	11	10	121/2214/26	0	0	195			

INTERCEPTIONS					
	No.	Yds	Avg	Long	TD
Dungy	6	95	15.8	65	0
Blount	4	55	13.8	35	0
Lambert	4	41	10.3	24	0
Johnson	4	24	6.0	21	0
Shell	3	21	7.0	20	0
Ham	3	7	2.3	7	0
Wagner	2	34	17.0	20	0
Toews	1	12	12.0	12	0
Steelers	27	289	10.7	65	0
Opponents	22	212	9.6	31	0

TEAM STATISTICS		
	Pittsburgh	Opponent
Total First Downs	316	264
Rushing	133	105
Passing	149	119
Penalty	34	40
3rd Down: Made/Att	112/233	90/231
3rd Down Pct.	48.1	39.0
Total Net Yards	4987	4168
Avg. Per Game	311.7	260.5
Total Plays	1046	999
Avg. Per Play	4.8	4.2
Net Yards Rushing	2297	1774
Avg. Per Game	143.6	110.6
Total Rushes	641	513
Net Yards Passing	2690	2394
Avg. Per Game	168.1	149.6
Sacked/Yards Lost	25/271	44/361
Gross Yards	2961	2755
Att./Completions	380/212	442/221
Completion Pct.	55.8	50.0
Had Intercepted	22	27
Punts/Average	66/40.0	82/39.4
Penalties/Yards	108/943	106/954
Fumbles/Ball Lost	35/17	33/21
Touchdowns	46	22
Rushing	16	11
Passing	28	10
Returns	2	1

RUSHING					
	No.	Yds	Avg	Long	TD
Harris	310	1082	3.5	37	8
Bleier	165	633	3.8	24	5
Thornton	71	264	3.7	27	2
Moser	42	153	3.6	15	0
Bradshaw	32	93	2.9	17	1
Deloplaine	11	49	4.5	19	0
Maxson	4	9	2.3	7	0
Swann	1	7	7.0	7	0
Kruczek	5	7	1.4	8	0
Steelers	641	2297	3.6	37	16
Opponents	513	1774	3.5	30	11

PUNTING							
	No.	Yds	Avg	TB	In	Lg	B
Colquitt	66	2642	40.0	4	14	58	0
Steelers	66	2642	40.0	4	14	58	0
Opponents	82	3228	39.4	6	18	60	1

PUNT RETURNS						
	Ret	FC	Yds	Avg	Long	TD
Bell	21	2	152	7.2	18	0
Reutershan	20	0	148	7.4	18	0
Smith	9	0	65	7.2	13	0
Terry	7	0	80	11.4	24	0
Shell	1	0	6	6.0	6	0
Steelers	58	2	451	7.8	24	0
Opponents	38	9	239	6.3	42	0

RECEIVING					
	No.	Yds	Avg	Long	TD
Swann	61	880	14.1	62	11
Stallworth	41	798	19.5	70	9
Grossman	37	448	12.1	26	1
Harris	22	144	6.5	15	0
Bleier	17	168	9.9	32	1
Cunningham	16	321	20.1	48	2
Smith	6	83	13.8	29t	2
Bell	6	53	8.8	15t	1
Thornton	5	66	13.2	24	1
Moser	1	-1	-1.0	-1	0
Bradshaw	0	1	-	1	0
Steelers	212	2961	14.0	70	28
Opponents	221	2755	12.5	49	10

KICKOFF RETURNS					
	No.	Yds	Avg	Long	TD
L. Anderson	37	930	25.1	95t	1
Maxson	2	33	16.5	21	0
Thornton	1	37	37.0	37	0
Deloplaine	1	19	19.0	19	0
Smith	1	16	16.0	16	0
Moser	1	8	8.0	8	0
Mullins	1	0	0.0	0	0
Steelers	44	1043	23.7	95t	1
Opponents	60	1336	22.3	40	0

FIELD GOALS					
	1-19	20-29	30-39	40-49	50+
Bahr	2/2	8/9	7/10	2/6	0/1
Steelers	2/2	8/9	7/10	2/6	0/1
Opponents	0/0	8/9	7/11	3/6	1/3

SCORE BY PERIOD						
	Q1	Q2	Q3	Q4	OT	Pts
Steelers	63	135	76	79	6	356
Opponents	6	63	57	62	0	195

PASSING									
	Att	Cmp	Yds	Cmp%	TD	Int	Long	Sack/Lost	Rating
Bradshaw	368	207	2915	56.3	28	20	70	21/222	84.8
Kruczek	11	5	46	45.5	0	2	21	4/49	17.8
Harris	1	0	0	0.0	0	0	0	0/0	39.6
Steelers	380	212	2961	55.8	28	22	70	25/271	81.6
Opponents	442	221	2755	50.0	10	27	49	44/361	52.0

1977 Final Regular-Season Statistics (Won 9, Lost 5)

MEDIA INFORMATION

FOOTBALL STAFF

2020 PLAYERS

2019 IN REVIEW

STEELERS HISTORY

RECORDS

SCHEDULE

Date	W-L	Score	Opponent	Attendance
9/19	W	27-0	San Francisco	48,046
9/25	L	16-7	Oakland	50,398
10/2	W	28-14	at Cleveland	80,588
10/9	L	27-10	at Houston	49,226
10/17	W	20-14	Cincinnati	47,950
10/23	W	27-10	Houston	48,517
10/30	L	31-21	at Baltimore	60,225
11/6	L	21-7	at Denver	74,967
11/13	W	35-31	Cleveland	47,055
11/20	W	28-13	Dallas	49,761
11/27	W	23-20	at N.Y. Jets	47,385
12/4	W	30-20	Seattle	45,429
12/10	L	17-10	at Cincinnati	36,133
12/18	W	10-9	at San Diego	50,727

TEAM STATISTICS

	Pittsburgh	Opponent
Total First Downs	266	228
Rushing	122	80
Passing	124	112
Penalty	20	36
3rd Down: Made/Att	65/201	64/188
3rd Down Pct.	32.3	34.0
Total Net Yards	4645	3692
Avg. Per Game	331.8	263.7
Total Plays	949	882
Avg. Per Play	4.9	4.2
Net Yards Rushing	2258	1723
Avg. Per Game	161.3	123.1
Total Rushes	581	493
Net Yards Passing	2387	1969
Avg. Per Game	170.5	140.6
Sacked/Yards Lost	27/245	32/285
Gross Yards	2632	2254
Att./Completions	341/173	357/157
Completion Pct.	50.7	44.0
Had Intercepted	21	31
Punts/Average	73/36.3	79/40.3
Penalties/Yards	122/973	82/784
Fumbles/Ball Lost	41/28	28/13
Touchdowns	37	29
Rushing	20	9
Passing	17	16
Returns	0	4

SCORE BY PERIOD

	Q1	Q2	Q3	Q4	OT	Pts
Steelers	30	109	47	97	0	283
Opponents	59	71	44	69	0	243

PASSING

	Att	Cmp	Yds	Cmp%	TD	Int	Long	Sack/Lost	Rating
Bradshaw	314	162	2523	51.6	17	19	65t	26/235	71.2
Graff	12	6	47	50.0	0	0	21	1/10	20.5
Dungy	8	3	43	37.5	0	2	18	0/0	16.1
Kruczek	7	2	19	28.6	0	0	13	0/0	39.6
Steelers	341	173	2632	50.7	17	21	65t	27/245	67.3
Opponents	357	157	2254	43.9	16	31	65t	32/285	43.7

SCORING

	TD	Ru	Pa	Rt	PAT	FG	2Pt	Pts
Harris	11	11	0	0	0/0	0/0	0	66
Gerela	0	0	0	0	034/37	9/14	0	61
Stallworth	7	0	7	0	0/0	0/0	0	42
Swann	7	0	7	0	0/0	0/0	0	42
Bleier	4	4	0	0	0/0	0/0	0	24
Bradshaw	3	3	0	0	0/0	0/0	0	18
Cunningham	2	0	2	0	0/0	0/0	0	12
Thornton	2	2	0	1	0/0	0/0	0	12
Lewis	1	0	1	0	0/0	0/0	0	6
Steelers	37	20	17	034/37	9/14	0	283	
Opponents	29	9	16	427/2914	22	0	243	

Sacks: Furness 8.5, White 6.5, Holmes 4.5, Greene 4.0, Greenwood 2.5, Banaszak 2.5, Cole 1.5, Ham 1.0, Toews 1.0. **Steelers: 32.0**, **Opponents: 27.0**

RUSHING

	No.	Yds	Avg	Long	TD
Harris	300	1162	3.9	61t	11
Bleier	135	465	3.4	16	4
Harrison	36	175	4.9	33	0
Bradshaw	31	171	5.5	26	3
Thornton	27	103	3.8	18	2
Maxson	18	56	3.1	8	0
L. Smith	14	55	3.9	16	0
Stallworth	6	47	7.8	15	0
Swann	2	6	3.0	14	0
Dungy	3	8	2.7	6	0
Delopaine	2	7	3.5	5	0
Graff	5	3	0.6	4	0
Kruczek	1	0	0.0	0	0
Walden	1	0	0.0	0	0
Steelers	581	2258	3.9	61t	20
Opponents	493	1723	3.5	39	9

RECEIVING

	No.	Yds	Avg	Long	TD
Swann	50	789	15.8	47	7
Stallworth	44	784	17.8	49t	7
Cunningham	20	347	17.4	43t	2
Bleier	18	161	8.9	30	0
Lewis	11	263	23.9	65t	1
Harris	11	62	5.6	15	0
Maxson	5	70	14.0	34	0
Grossman	5	57	11.4	20	0
J. Smith	4	80	20.0	26	0
Harrison	3	11	3.7	7	0
Thornton	1	5	5.0	5	0
Pough	1	3	3.0	3	0
Steelers	173	2632	15.2	65t	17
Opponents	157	2254	14.4	65t	16

INTERCEPTIONS

	No.	Yds	Avg	Long	TD
Blount	6	65	10.8	37	0
Allen	5	76	15.2	48	0
Ham	4	17	4.3	9	0
Edwards	3	116	38.7	51	0
Dungy	3	37	12.3	29	0
Shell	3	14	4.7	8	0
White	2	27	13.5	19	0
Thomas	2	10	5.0	12	0
Winston	2	7	3.5	7	0
Lambert	1	5	5.0	5	0
Steelers	31	374	12.1	51	0
Opponents	21	299	14.2	47t	1

PUNTING

	No.	Yds	Avg	TB	In	Lg	B
Walden	67	2482	37.0	5	13	65	0
Engles	5	169	33.8	0	1	48	0
Steelers	72	2651	36.8	5	14	65	1
Opponents	79	3180	40.3	7	15	63	0

PUNT RETURNS

	Ret	FC	Yds	Avg	Long	TD
J. Smith	36	0	294	8.2	30	0
Swann	9	0	88	9.8	31	0
Delopaine	1	0	7	7.0	7	0
Steelers	46	0	389	8.5	31	0
Opponents	34	11	380	11.2	87t	1

KICKOFF RETURNS

	No.	Yds	Avg	Long	TD
J. Smith	16	381	23.8	37	0
L. Smith	16	365	22.8	33	0
Pough	7	106	15.1	22	0
Maxson	5	120	24.0	43	0
Delopaine	1	18	18.0	18	0
Steelers	45	990	22.0	43	0
Opponents	48	1080	22.5	48	0

FIELD GOALS

	1-19	20-29	30-39	40-49	50+
Gerela	0/0	4/5	2/2	3/6	0/1
Steelers	0/0	4/5	2/2	3/6	0/1
Opponents	1/1	6/8	2/4	5/8	0/1

1976 Final Regular-Season Statistics (Won 10, Lost 4)

SCHEDULE

Date	W-L	Score	Opponent	Attendance
9/12	L	31-28	at Oakland	51,371
9/19	W	31-14	Cleveland	49,169
9/26	L	30-27	New England	47,379
10/4	L	17-6	at Minnesota	47,809
10/10	L	18-16	at Cleveland	76,411
10/17	W	23-6	Cincinnati	48,311
10/24	W	27-0	at N.Y. Giants	69,783
10/31	W	23-0	San Diego	45,484
11/7	W	45-0	at Kansas City	71,516
11/14	W	14-3	Miami	48,945
11/21	W	32-16	Houston	47,947
11/28	W	7-3	at Cincinnati	55,142
12/5	W	42-0	Tampa Bay	43,385
12/11	W	21-0	at Houston	44,743

TEAM STATISTICS

	Pittsburgh	Opponent
Total First Downs	271	182
Rushing	163	68
Passing	94	96
Penalty	14	17
3rd Down: Made/Att	81/208	61/210
3rd Down Pct.	38.9	29.0
Total Net Yards	4637	3322
Avg. Per Game	331.2	237.3
Total Plays	957	866
Net. Per Play	4.8	3.8
Net Yards Rushing	2971	1457
Avg. Per Game	212.2	104.1
Total Rushes	653	452
Net Yards Passing	1666	1865
Avg. Per Game	119.0	133.2
Sacked/Yards Lost	27/269	41/313
Gross Yards	1935	2178
Att./Completions	277/143	373/158
Completion Pct.	51.6	42.4
Had Intercepted	12	22
Punts/Average	76/39.2	94/37.4
Penalties/Yards	111/836	80/637
Fumbles/Ball Lost	40/19	42/24
Touchdowns	43	14
Rushing	33	5
Passing	10	9
Returns	0	0

SCORE BY PERIOD

	Q1	Q2	Q3	Q4	OT	Pts
Steelers	37	57	69	116	0	279
Opponents	15	44	36	43	0	138

SCORING

	TD	Ru	Pa	Rt	PAT	FG	2Pt	Pts
Harris	14	14	0	0	0/0	0/0	0	84
Gerela	0	0	0	0	0/0	4314/26	0	82
Bleier	5	5	0	0	0/0	0/0	0	30
Harrison	4	4	0	0	0/0	0/0	0	24
Stallworth	3	1	2	0	0/0	0/0	0	18
Bradshaw	3	3	0	0	0/0	0/0	0	18
Swann	3	0	3	0	0/0	0/0	0	18
Lewis	2	1	1	0	0/0	0/0	0	12
Deloplaire	2	2	0	0	0/0	0/0	0	12
Kruczek	2	2	0	0	0/0	0/0	0	12
Bell	1	0	1	0	0/0	0/0	0	6
Grossman	1	0	1	0	0/0	0/0	0	6
Cunningham	1	0	1	0	0/0	0/0	0	6
Pough	1	0	1	0	0/0	0/0	0	6
Fuqua	1	1	0	0	0/0	0/0	0	6
Toews	0	0	0	0	0/0	0/0	1	2
Steelers	43	33	10	0	0	0	0	132
Opponents	14	5	9	0	0	12	0	138

Sacks: Greene 6.0, Ham 4.5, Greenwood 4.5, Holmes 4.0, Lambert 3.5, White 3.0, Russell 3.0, Banaszak 3.0, Toews 2.5, Furness 2.5, Wagner 2.0, Shell 1.5, Allen 0.5, Edwards 0.5, **Steelers: 41.0, Opponents: 27.0**

RUSHING

	No.	Yds	Avg	Long	TD
Harris	289	1128	3.9	30	14
Bleier	220	1036	4.7	28	5
Harrison	54	235	4.4	27	4
Bradshaw	31	219	7.1	17	3
Kruczek	18	106	5.9	22	2
Deloplaire	17	91	5.4	19	2
Fuqua	15	63	4.2	12	1
Lewis	2	24	12.0	16	1
Pough	2	8	4.0	6	0
Walden	3	7	2.3	7	0
Bell	1	5	5.0	5	0
Swann	1	2	2.0	2	0
Stallworth	0	47	47.0	47	1
Steelers	653	2971	4.5	47	33
Opponents	452	1457	3.2	30	5

RECEIVING

	No.	Yds	Avg	Long	TD
Swann	28	516	18.4	47	3
Bleier	24	294	12.3	32	0
Harris	23	151	6.6	39	0
Lewis	17	306	18.0	64	1
Grossman	15	181	12.1	35	1
Stallworth	9	111	12.3	25	2
Pough	8	161	20.1	50	1
Brown	7	97	13.9	35	0
Cunningham	5	49	9.8	20	1
Bell	3	43	14.3	19	1
Harrison	2	19	9.5	10	0
Fuqua	1	4	4.0	4	0
Deloplaire	1	3	3.0	3	0
Steelers	143	1935	13.5	64	10
Opponents	158	2178	13.8	69	9

INTERCEPTIONS

	No.	Yds	Avg	Long	TD
Edwards	6	95	15.8	55	0
Blount	6	75	12.5	28	0
Thomas	2	43	21.5	38	0
Lambert	2	32	16.0	22	0
Ham	2	13	6.5	13	0
Wagner	2	0	0.0	0	0
Shell	1	4	4.0	4	0
Russell	1	0	0.0	0	0
Steelers	22	262	11.9	55	0
Opponents	12	106	8.8	30	0

PUNTING

	No.	Yds	Avg	TB	In	Lg	B
Walden	76	2982	39.2	13	33	58	1
Steelers	76	2982	39.2	13	33	58	1
Opponents	94	3513	37.4	4	11	63	1

PUNT RETURNS

	Ret	FC	Yds	Avg	Long	TD
Bell	39	2	390	10.0	35	0
Deloplaire	17	0	150	8.8	36	0
Fuqua	11	0	77	7.0	13	0
Swann	3	0	11	3.8	7	0
Edwards	1	0	8	8.0	8	0
Steelers	71	2	636	9.0	36	0
Opponents	36	0	206	5.7	32	0

KICKOFF RETURNS

	No.	Yds	Avg	Long	TD
Pough	18	369	20.5	29	0
Deloplaire	17	385	22.6	39	0
Fuqua	4	75	18.8	26	0
Harrison	1	26	26.0	26	0
Clack	1	0	0.0	0	0
Steelers	41	855	20.9	39	0
Opponents	61	1284	21.0	47	0

FIELD GOALS

	1-9	20-29	30-39	40-49	50+
Gerela	1/1	3/7	6/10	4/7	0/1
Steelers	1/1	3/7	6/10	4/7	0/1
Opponents	1/1	4-5	0/2	8/13	1/3

• Team Record

PASSING

	Att	Cmp	Yds	Cmp%	TD	Int	Long	Sack/Lost	Rating
Bradshaw	192	92	1177	47.9	10	9	50	16/164	65.3
Kruczek	85	51	758	60.0	0	3	64	11/105	74.7
Steelers	277	143	1935	51.6	10	12	64	27/269	68.2
Opponents	373	158	2178	42.4	9	22	69	41/313	45.2

1975 Final Regular-Season Statistics (Won 12, Lost 2)

SCHEDULE

Date	W-L	Score	Opponent	Attendance
9/21	W	37-0	at San Diego	37,987
9/28	L	30-21	Buffalo	49,348
10/5	W	42-6	at Cleveland	73,595
10/12	W	20-9	Denver	49,164
10/19	W	34-3	Chicago	47,579
10/26	W	16-13	at Green Bay	52,815
11/2	W	30-24	at Cincinnati	58,418
11/9	W	24-17	Houston	49,460
11/16	W	28-3	Kansas City	48,803
11/24	W	32-9	at Houston	49,947
11/30	W	20-7	at N.Y. Jets	52,618
12/7	W	31-17	Cleveland	47,962
12/13	W	35-14	Cincinnati	48,889
12/20	L	10-3	at L.A. Rams	69,389

TEAM STATISTICS

	Pittsburgh	Opponent
Total First Downs	288	214
Rushing	149	91
Passing	125	97
Penalty	14	26
3rd Down: Made/Att	92/205	79/216
3rd Down Pct.	44.9	36.6
Total Net Yards	4887	3661
Avg. Per Game	349.1	261.5
Total Plays	949	870
Avg. Per Play	5.1	4.2
Net Yards Rushing	2633	1825
Avg. Per Game	188.1	130.4
Total Rushes	581	431
Net Yards Passing	2254	1836
Avg. Per Game	161.0	131.1
Sacked/Yards Lost	31/290	43/358
Gross Yards	2544	2194
Att./Completions	337/191	396/183
Completion Pct.	56.7	46.2
Had Intercepted	27	12
Punts/Average	69/39.4	90/40.1
Penalties/Yards	89/756	85/700
Fumbles/Ball Lost	34/23	22/10
Touchdowns	46	19
Rushing	22	8
Passing	21	9
Returns	3	2

SCORE BY PERIOD

	Q1	Q2	Q3	Q4	OT	Pts
Steelers	63	118	81	111	0	373
Opponents	9	62	23	68	0	162

PASSING

	Att	Cmp	Yds	Cmp%	TD	Int	Long	Sack/Lost	Rating
Bradshaw	286	165	2055	57.7	18	9	59	31/290	88.2
Gilliam	48	24	450	50.0	3	3	53	0/0	77.6
Walden	3	2	39	66.7	0	0	20	0/0	109.7
Steelers	337	191	2544	56.7	21	12	59	31/290	86.5
Opponents	396	183	2194	46.2	9	27	51	43/358	43.0

SCORING

	TD	Ru	Pa	Rt	PAT	FG	2Pt	Pts
Gerela	0	0	0	0	044/461/7	21	0	95
Swann	11	0	11	0	0/0	0/0	0	66
Harris	11	10	1	0	0/0	0/0	0	66
Collier	4	3	0	1	0/0	0/0	0	24
Stallworth	4	0	4	0	0/0	0/0	0	24
Harrison	3	3	0	0	0/0	0/0	0	18
Bradshaw	3	3	0	0	0/0	0/0	0	18
Bleier	2	2	0	0	0/0	0/0	0	12
Lewis	2	0	2	0	0/0	0/0	0	12
Mullins	1	0	0	1	0/0	0/0	0	6
Grossman	1	0	1	0	0/0	0/0	0	6
Garrett	1	0	1	0	0/0	0/0	0	6
L. Brown	1	0	1	0	0/0	0/0	0	6
Fuqua	1	1	0	0	0/0	0/0	0	6
Thomas	1	0	0	1	0/0	0/0	0	6
White	0	0	0	0	0/0	0/0	1	2
Steelers	46	22	21	344/461/7	21	1	373	
Opponents	19	8	9	215/191/18	0	162		

Sacks: Holmes 8.5, White 7.5, Furness 6.5, Greenwood 6.0, Greene 3.0, Ham 3.0, Russell 3.0, Toews 2.5, Banaszak 2.0, Lambert 1.0, **Steelers: 43.0, Opponents: 31.0**

RUSHING

	No.	Yds	Avg	Long	TD
Harris	262	1246	4.8	36	10
Bleier	140	528	3.8	17	2
Fuqua	74	285	3.9	18	1
Bradshaw	35	210	6.0	27	3
Harrison	43	191	4.4	17	3
Collier	21	124	5.9	23	3
Lewis	2	36	18.0	24	0
Swann	3	13	4.3	11	0
Hanratty	1	0	0.0	0	0
Steelers	581	2633	4.5	36	22
Opponents	431	1825	4.2	88t	8

RECEIVING

	No.	Yds	Avg	Long	TD
Swann	49	781	15.9	43t	11
Harris	28	214	7.6	44t	1
Stallworth	20	423	21.2	59	4
Fuqua	18	146	8.1	21	0
Lewis	17	308	18.1	40	2
L. Brown	16	244	15.3	27	1
Bleier	15	65	4.3	13	0
Garrett	13	178	13.7	45	1
Grossman	11	135	12.3	21	1
Shell	2	39	19.5	20	0
Collier	1	7	7.0	7	0
Harrison	1	4	4.0	4	0
Steelers	191	2544	13.3	59	21
Opponents	183	2194	12.0	59t	9

INTERCEPTIONS

	No.	Yds	Avg	Long	TD
Blount	11	121	11.0	47	0
Wagner	4	122	30.5	65	0
Edwards	3	68	22.7	47	0
Thomas	3	44	14.7	14	0
Lambert	2	35	17.5	24	0
Allen	2	0	0.0	0	0
Shell	1	29	29.0	29	0
Ham	1	2	2.0	2	0
Steelers	27	421	15.6	65	0
Opponents	12	47	3.9	25	0

PUNTING

	No.	Yds	Avg	Long	B
Walden	69	2717	39.4	67	1
Steelers	69	2717	39.4	67	1
Opponents	90	3612	40.1	68	1

PUNT RETURNS

	Ret	FC	Yds	Avg	Long	TD
Edwards	25	3	267	10.7	25	0
D. Brown	22	9	217	9.9	48	0
Swann	7	1	64	9.1	21	0
Steelers	54	13	548	10.5	48	0
Opponents	36	3	199	5.5	19	0

KICKOFF RETURNS

	No.	Yds	Avg	Long	TD
Collier	22	523	23.8	94t	1
Blount	8	139	17.4	23	0
D. Brown	6	126	21.0	26	0
Harris	1	27	27.0	27	0
Fuqua	1	0	0.0	0	0
Steelers	38	815	21.4	94t	1
Opponents	64	1304	20.4	40	0

FIELD GOALS

	1-19	20-29	30-39	40-49	50+
Gerela	4/4	7/7	5/7	1/2	0/1
Steelers	4/4	7/7	5/7	1/2	0/1
Opponents	0/0	5/5	5/7	1/6	0/0

• Team Record

1974 Final Regular-Season Statistics (Won 10, Lost 3, Tied 1)

SCHEDULE

Date	W-L	Score	Opponent	Attendance
9/15	W	30-0	Baltimore	48,890
9/22	T	35-35/OT	at Denver	51,068
9/29	L	17-0	Oakland	48,304
10/6	W	13-7	at Houston	30,049
10/13	W	34-24	at Kansas City	65,517
10/20	W	20-16	Cleveland	48,100
10/28	W	24-17	Atlanta	48,094
11/3	W	27-0	Philadelphia	47,996
11/10	L	17-10	at Cincinnati	57,532
11/17	W	26-16	at Cleveland	77,739
11/25	W	28-7	at New Orleans	71,907
12/1	L	13-10	Houston	41,195
12/8	W	21-17	at New England	52,107
12/14	W	27-3	Cincinnati	42,878

TEAM STATISTICS

	Pittsburgh	Opponent
Total First Downs	251	200
Rushing	136	87
Passing	98	83
Penalty	17	30
3rd Down Made/Att	89/227	68/208
3rd Down Pct.	39.2	32.7
Total Net Yards	4375	3074
Avg. Per Game	312.5	219.6
Total Plays	950	863
Avg. Per Play	4.6	3.6
Net Yards Rushing	2417	1608
Avg. Per Game	172.6	114.9
Total Rushes	546	472
Net Yards Passing	1958	1466
Avg. Per Game	139.2	104.7
Sacked/Yards Lost	18/196	52/406
Gross Yards	2154	1872
Att./Completions	386/166	339/147
Completion Pct.	43.0	43.4
Had Intercepted	21	25
Punts/Average	78/39.0	91/41.2
Penalties/Yards	104/978	76/575
Fumbles/Ball Lost	33/19	38/22
Touchdowns	35	22
Rushing	19	7
Passing	12	14
Returns	4	1

SCORE BY PERIOD

	Q1	Q2	Q3	Q4	OT	Pts
Steelers	69	102	78	56	0	305
Opponents	41	74	44	30	0	189

SCORING

	TD	Ru	Pa	Rt	PAT	FG	2Pt	Pts
Gerela	0	0	0	0	033/3520/29	0	0	93
Harris	6	5	1	0	0/0/0	0	0	36
Pearson	4	4	0	0	0/0/0	0	0	24
Lewis	4	0	4	0	0/0/0	0	0	24
S. Davis	3	2	1	0	0/0/0	0	0	18
Swann	3	0	2	1	0/0/0	0	0	18
Fuqua	2	2	0	0	0/0/0	0	0	12
Bleier	2	2	0	0	0/0/0	0	0	12
Bradshaw	2	2	0	0	0/0/0	0	0	12
Gilliam	1	1	0	0	0/0/0	0	0	6
Edwards	1	0	0	1	0/0/0	0	0	6
Blount	1	0	0	1	0/0/0	0	0	6
Shanklin	1	0	1	0	0/0/0	0	0	6
Thomas	1	0	0	1	0/0/0	0	0	6
Brown	1	0	1	0	0/0/0	0	0	6
Stallworth	1	0	1	0	0/0/0	0	0	6
Mullins	1	0	1	0	0/0/0	0	0	6
Harrison	1	1	0	0	0/0/0	0	0	6
Greenwood	0	0	0	0	0/0/0	0	0	0
Steelers	35	19	12	433/3520/29	1	305		
Opponents	22	7	14	121/2212/17	0	189		

Sacks: Holmes 11.5, Greenwood 11.0, Greene 9.0, White 8.5, Russell 5.0, Furness 3.0, Lambert 2.0, Ham 1.0, Kellum 0.5, Toews 0.5, **Steelers: 52.0, Opponents: 18.0**

RUSHING

	No.	Yds	Avg	Long	TD
Harris	208	1006	4.8	54	5
Bleier	88	373	4.2	18	2
Pearson	70	317	4.5	53	4
S. Davis	71	246	3.5	22	2
Bradshaw	34	224	6.6	34	2
Fuqua	50	156	3.2	14	2
Gilliam	14	41	2.9	13	1
Harrison	6	30	5.0	15	1
Lewis	2	25	12.5	22	0
Swann	1	14	14.0	14	0
Hanratty	1	-6	-6.0	-6	0
Stallworth	1	-9	-9.0	-9	0
Steelers	546	2417	4.4	54	19
Opponents	472	1608	3.4	47	7

RECEIVING

	No.	Yds	Avg	Long	TD
Lewis	30	365	12.2	31	4
Harris	23	200	8.7	31	1
Shanklin	19	324	17.1	35	1
Brown	17	190	11.2	35	1
Stallworth	16	289	16.8	56	1
Grossman	13	164	12.6	32	0
Swann	11	208	18.9	54	2
S. Davis	11	152	13.8	61	1
Pearson	11	118	10.7	31	0
Bleier	7	87	12.3	24	0
Fuqua	6	68	11.3	18	0
Mullins	1	7	7.0	7	1
Harrison	1	2	2.0	2	0
Steelers	166	2154	13.0	61	12
Opponents	147	1872	12.7	52	14

INTERCEPTIONS

	No.	Yds	Avg	Long	TD
Edwards	5	153	30.6	59	1
Thomas	5	22	4.4	14	0
Ham	5	13	2.6	10	0
Blount	2	74	37.0	52	1
Lambert	2	19	19.0	19	0
Wagner	2	13	6.5	9	0
Greene	1	26	26.0	26	0
Kellum	1	0	0.0	0	0
Russell	1	0	0.0	0	0
Shell	1	0	0.0	0	0
Steelers	25	320	12.8	59	2
Opponents	21	222	10.6	62	1

PUNTING

	No.	Yds	Avg	Lg	B
Walden	78	3040	39.0	65	0
Steelers	78	3040	39.0	65	0
Opponents	91	3749	41.2	62	0

PUNT RETURNS

	Ret	FC	Yds	Avg	Long	TD
Swann	41	3	577	14.1	59	1
Edwards	16	0	128	8.0	19	0
Conn	10	0	69	6.9	18	0
Steelers	67	3	774	11.6	69	1
Opponents	47	4	413	8.8	74	0

KICKOFF RETURNS

	No.	Yds	Avg	Long	TD
S. Davis	12	269	22.4	34	0
Pearson	12	258	21.5	25	0
Blount	5	152	30.4	60	0
Harrison	4	72	18.0	27	0
Bleier	3	67	22.3	35	0
Edwards	2	31	15.5	19	0
Swann	2	11	5.5	11	0
Conn	1	34	34.0	34	0
Allen	1	7	7.0	7	0
Steelers	42	901	21.5	60	0
Opponents	56	1275	22.8	45	0

FIELD GOALS

	1-19	20-29	30-39	40-49	50+
Gerela	0/0	8/9	8/12	4/7	0/1
Steelers	0/0	8/9	8/12	4/7	0/1
Opponents	1/1	3/4	6/7	2/5	0/0

PASSING

	Att	Cmp	Yds	Cmp%	TD	Int	Long	Sack/Lost	Rating
Gilliam	212	96	1274	45.3	4	8	61	7/79	55.4
Bradshaw	148	67	785	45.3	7	8	56	10/104	55.1
Hanratty	26	3	95	11.5	1	5	35	1/13	15.4
Steelers	386	166	2154	43.0	12	21	61	18/196	49.0
Opponents	339	174	1872	43.4	14	25	52	52/406	44.1

1973 Final Regular-Season Statistics (Won 10, Lost 4)

SCHEDULE				
Date	W-L	Score	Opponent	Attendance
9/16	W	24-10	Detroit	48,913
9/23	W	33-6	Cleveland	49,936
9/30	W	36-7	at Houston	39,331
10/7	W	38-21	San Diego	48,795
10/14	L	19-7	at Cincinnati	55,819
*10/21	W	26-14	N. Y. Jets	48,682
10/28	W	20-13	Cincinnati	45,761
11/5	W	21-16	Washington	48,969
11/11	W	17-9	at Oakland	47,535
11/18	L	23-13	Denver	48,580
11/25	L	21-16	at Cleveland	67,773
12/3	L	30-26	at Miami	68,901
12/9	W	33-7	Houston	38,004
12/15	W	37-14	at San Francisco	52,752

* Game played at Three Rivers Stadium was technically an away game. The Jets could not host a home game due to the World Series being played at Shea Stadium.

TEAM STATISTICS		
	Pittsburgh	Opponent
Total First Downs	217	210
Rushing	111	95
Passing	89	91
Penalty	17	24
3rd Down: Made/Att	84/223	69/207
3rd Down Pct.	37.7	33.3
Total Net Yards	4070	3324
Avg. Per Game	290.7	237.4
Total Plays	894	880
Avg. Per Play	4.6	3.8
Net Yards Rushing	2143	1652
Avg. Per Game	153.1	118.0
Total Rushes	555	488
Net Yards Passing	1927	1672
Avg. Per Game	137.6	119.4
Sacked/Yards Lost	30/230	33/251
Gross Yards	2157	1923
Att./Completions	309/140	359/164
Completion Pct.	45.3	45.7
Had Intercepted	26	37
Punts/Average	62/41.1	75/42.4
Penalties/Yards	84/817	86/757
Fumbles/Ball Lost	36/14	41/18
Touchdowns	37	22
Rushing	12	8
Passing	20	11
Returns	5	3

SCORE BY PERIOD						
	Q1	Q2	Q3	Q4	OT	Pts
Steelers	60	93	83	111	0	347
Opponents	56	56	27	71	0	210

PASSING									
	Att	Cmp	Yds	Cmp%	TD	Int	Long	Sack/Lost	Rating
Bradshaw	180	89	1183	49.4	10	15	67	24/186	54.7
Hanratty	69	31	643	44.9	8	5	53t	3/27	86.6
Gilliam	60	20	331	33.3	2	6	46t	3/7	24.3
Steelers	309	140	2157	45.3	20	26	67	30/230	55.3
Opponents	359	164	1923	45.7	11	37	84t	33/251	33.3

SCORING									
	TD	Ru	Pa	Rt	PAT	FG	2Pt	Pts	
Gerela	0	0	0	0	036/3729/43	0	0	123	
Shanklin	10	0	10	0	0/0	0/0	0	60	
P Pearson	4	2	2	0	0/0	0/0	0	24	
Bradshaw	3	3	0	0	0/0	0/0	0	18	
Harris	3	3	0	0	0/0	0/0	0	18	
B. Pearson	3	0	3	0	0/0	0/0	0	18	
Lewis	3	0	3	0	0/0	0/0	0	18	
S. Davis	3	2	1	0	0/0	0/0	0	18	
Fuqua	2	2	0	0	0/0	0/0	0	12	
McMakin	1	0	1	0	0/0	0/0	0	6	
Edwards	1	0	0	1	0/0	0/0	0	6	
Wagner	1	0	0	1	0/0	0/0	0	6	
Ham	1	0	0	1	0/0	0/0	0	6	
Russell	1	0	0	1	0/0	0/0	0	6	
Rowser	1	0	0	1	0/0	0/0	0	6	
White	0	0	0	0	0/0	0/0	1	2	
Steelers	37	12	20	536/3729/43	1	347			
Opponents	22	8	11	321/2119/29	0	210			

Sacks: Greenwood 8.5, White 7.5, Holmes 7.0, Greene 4.0, Russell 2.0, Ham 1.0, Furness 1.0, H. Davis 1.0, Keating 1.0, **Steelers: 33.0**, **Opponents: 30.0**

RUSHING					
	No.	Yds	Avg	Long	TD
Harris	188	698	3.7	35	3
P Pearson	132	554	4.2	47	2
Fuqua	117	457	3.9	25	2
S. Davis	67	266	4.0	27	2
Bradshaw	34	145	4.3	21	3
Gilliam	6	23	3.8	14	0
Shanklin	3	1	0.3	10	0
Bleier	3	0	0.0	1	0
Hanratty	3	0	0.0	0	0
Walden	1	0	0.0	0	0
Lewis	1	-1	-1.0	0	0
Steelers	555	2143	3.9	47	12
Opponents	488	1652	3.4	50	8

RECEIVING					
	No.	Yds	Avg	Long	TD
Shanklin	30	711	23.7	67	10
Lewis	23	409	17.8	53t	3
B. Pearson	23	317	13.8	46t	3
Fuqua	17	150	8.8	22	0
McMakin	13	195	15.0	44	1
P Pearson	11	173	15.7	36	2
Harris	10	69	6.9	19	0
S. Davis	7	31	4.4	9	1
Brown	5	88	17.6	45	0
D. Davis	1	14	14.0	14	0
Steelers	140	2157	15.4	67	20
Opponents	164	1923	11.7	84t	11

INTERCEPTIONS					
	No.	Yds	Avg	Long	TD
Wagner	8	134	16.8	38	0
Edwards	6	186	31.0	86t	1
Rowser	6	131	21.8	71t	1
Blount	4	82	20.5	24	0
Russell	3	54	18.0	45t	1
Ham	2	30	15.0	27	0
H. Davis	2	23	11.5	15	0
Toews	2	13	6.5	8	0
White	2	10	5.0	8	0
Thomas	1	10	10.0	10	0
Dockery	1	0	0.0	0	0
Steelers	37	673	18.2	86t	3
Opponents	26	512	19.7	55	2

PUNTING					
	No.	Yds	Avg	Long	B
Walden	62	2548	41.1	57	1
Steelers	62	2548	41.1	57	1
Opponents	75	3182	42.4	60	1

PUNT RETURNS						
	Ret	FC	Yds	Avg	Long	TD
Edwards	34	5	376	9.9	44	0
Meyer	18	2	80	4.4	18	0
Bleier	0	2	0	0.0	0	0
Steelers	52	9	416	8.0	44	0
Opponents	37	8	308	8.3	62	0

KICKOFF RETURNS					
	No.	Yds	Avg	Long	TD
P Pearson	16	308	19.3	28	0
S. Davis	15	404	26.9	48	0
Bleier	3	47	15.7	20	0
Harris	1	23	23.0	23	0
Fuqua	1	22	22.0	22	0
Hanneman	1	20	20.0	20	0
Edwards	1	10	10.0	10	0
Webster	1	9	9.0	9	0
Mansfield	1	0	0.0	0	0
Steelers	40	843	21.1	48	0
Opponents	59	1357	23.0	46	0

FIELD GOALS					
	1-19	20-29	30-39	40-49	50+
Gerela	9/10	10/12	5/9	5/12	0/0
Steelers	9/10	10/12	5/9	5/12	0/0
Opponents	6/6	4/4	2/6	7/10	0/3

1972 Final Regular-Season Statistics (Won 11, Lost 3)

SCHEDULE

Date	W-L	Score	Opponent	Attendance
9/17	W	34-28	Oakland	50,141
9/24	L	15-10	at Cincinnati	54,292
10/1	W	25-19	at St. Louis	49,140
10/8	L	17-13	at Dallas	65,582
10/15	W	24-7	Houston	42,929
10/22	W	33-3	New England	46,081
10/29	W	38-21	at Buffalo	45,882
11/5	W	40-17	Cincinnati	50,350
11/12	W	16-7	Kansas City	50,350
11/19	L	26-24	at Cleveland	83,009
11/26	W	23-10	Minnesota	50,348
12/3	W	30-0	Cleveland	50,350
12/10	W	9-3	at Houston	36,528
12/17	W	24-2	at San Diego	52,873

TEAM STATISTICS

	Pittsburgh	Opponent
Total First Downs	228	219
Rushing	131	79
Passing	79	116
Penalty	18	24
3rd Down: Made/Att	63/188	66/208
3rd Down Pct.	33.5	31.7
Total Net Yards	4231	3771
Avg. Per Game	302.2	269.4
Total Plays	853	896
Avg. Per Play	5.0	4.2
Net Yards Rushing	2520	1715
Avg. Per Game	180.0	122.5
Total Rushes	497	445
Net Yards Passing	1711	2056
Avg. Per Game	122.2	146.9
Sacked/Yards Lost	32/247	40/337
Gross Yards	1958	2393
Att./Completions	324/156	411/206
Completion Pct.	48.1	50.1
Had Intercepted	12	28
Punts/Average	66/43.6	74/40.3
Penalties/Yards	81/728	77/712
Fumbles/Ball Lost	27/14	37/20
Touchdowns	37	18
Rushing	22	6
Passing	12	9
Returns	3	3

SCORE BY PERIOD

	Q1	Q2	Q3	Q4	OT	Pts
Steelers	66	103	73	101	0	343
Opponents	28	40	46	61	0	175

PASSING

	Att	Cmp	Yds	Cmp%	TD	Int	Long	Sack/Lost	Rating
Bradshaw	308	147	1897	47.7	12	12	78t	29/237	64.3
Gilliam	11	7	48	63.6	0	0	9	2/8	73.3
Hanratty	4	2	23	50.0	0	0	14	1/2	67.7
Walden	1	0	0	0.0	0	0	0	0/0	39.6
Steelers	324	156	1958	48.1	12	12	78t	32/247	64.3
Opponents	411	206	2393	50.1	9	28	70t	40/337	47.0

SCORING

	TD	Ru	Pa	Rt	PAT	FG	2Pt	Pts
Gerela	0	0	0	0	035/3628/41	0	0	119
Harris	11	10	1	0	0/0	0/0	0	66
Bradshaw	7	7	0	0	0/0	0/0	0	42
Lewis	5	0	5	0	0/0	0/0	0	30
Fuqua	4	4	0	0	0/0	0/0	0	24
Shanklin	3	0	3	0	0/0	0/0	0	18
H. Davis	1	0	0	1	0/0	0/0	0	6
Blount	1	0	0	1	0/0	0/0	0	6
Ham	1	0	0	1	0/0	0/0	0	6
L. Brown	1	0	1	0	0/0	0/0	0	6
S. Davis	1	1	0	0	0/0	0/0	0	6
Mullins	1	0	1	0	0/0	0/0	0	6
McMakin	1	0	1	0	0/0	0/0	0	6
Anderson	0	0	0	0	0/0	0/0	1	2
Steelers	37	22	12	335/3628/41	1	3	43	1343
Opponents	18	6	9	317/1816/27	1	175	0	1175

Sacks: Greene 11.0, White 10.0, Greenwood 4.0, E. Holmes 4.0, McGee 2.0, Anderson 2.0, Ham 2.0, Wagner 2.0, Hanneman 2.0, Russell 1.0, **Steelers: 40.0, Opponents: 32.0**

RUSHING

	No.	Yds	Avg	Long	TD
Harris	188	1055	5.6	75t	10
Fuqua	150	665	4.4	47	4
Bradshaw	58	346	6.0	20t	7
Pearson	67	264	3.9	21	0
S. Davis	20	85	4.3	28t	1
Lewis	3	68	22.7	41	0
Bankston	7	20	2.9	11	0
Bleier	1	17	17.0	17	0
McMakin	1	0	0.0	0	0
Gilliam	2	0	0.0	0	0
Steelers	497	2520	5.1	75t	22
Opponents	444	1719	3.9	94t	6

RECEIVING

	No.	Yds	Avg	Long	TD
Shanklin	38	669	17.9	57t	3
Lewis	27	391	14.5	52	5
McMakin	21	277	13.2	78t	1
Harris	21	180	8.6	29	1
Fuqua	18	152	8.4	28	0
Pearson	11	79	7.2	15	0
Smith	10	98	9.8	25	0
Young	6	86	14.3	33	0
L. Brown	1	13	13.0	13t	1
Bankston	1	5	5.0	5	0
S. Davis	1	5	5.0	5	0
Mullins	1	3	3.0	3	0
Steelers	156	1958	12.6	78t	12
Opponents	206	2393	11.6	70t	9

INTERCEPTIONS

	No.	Yds	Avg	Long	TD
Ham	7	83	11.8	32t	1
Wagner	6	77	12.9	35	0
Bowser	4	30	7.5	23	0
Blount	3	75	25.0	34	0
Anderson	3	68	22.7	41	0
H. Davis	2	32	16.0	28	0
Beatty	2	16	8.0	16	0
Edwards	1	14	14.0	14	0
Steelers	28	395	14.1	41	1
Opponents	12	195	16.3	65t	1

PUNTING

	No.	Yds	Avg	Lg	B
Walden	65	2846	43.8	72	2
Gerela	1	29	29.0	29	0
Steelers	66	2875	43.6	72	2
Opponents	74	2982	40.3	65	1

PUNT RETURNS

	Ret	FC	Yds	Avg	Long	TD
Edwards	22	19	202	9.2	52	0
Lewis	5	1	56	11.2	26	0
Bleier	2	0	1	0.5	1	0
Pearson	1	0	3	3.0	3	0
Steelers	30	20	262	8.7	52	0
Opponents	37	10	169	4.6	30	0

KICKOFF RETURNS

	No.	Yds	Avg	Long	TD
Pearson	13	292	22.4	42	0
Harris	8	183	22.9	32	0
S. Davis	7	207	29.6	82	0
Bleier	2	40	20.0	20	0
Bankston	1	20	20.0	20	0
Edwards	1	18	18.0	18	0
McMakin	1	0	0.0	0	0
Steelers	33	760	23.0	82	0
Opponents	54	1190	22.0	47	0

FIELD GOALS

	1-19	20-29	30-39	40-49	50+
Gerela	9/9	8/10	8/12	3/9	0/1
Steelers	9/9	8/10	8/12	3/9	0/1
Opponents	3/3	4/6	6/9	3/6	0/3

• Team Record

1971 Final Regular-Season Statistics (Won 6, Lost 8)

SCHEDULE				
Date	W-L	Score	Opponent	Attendance
9/19	L	17-15	at Chicago	55,049
9/26	W	21-10	Cincinnati	48,448
10/3	W	21-17	San Diego	44,339
10/10	L	27-17	at Cleveland	83,391
10/18	L	38-16	at Kansas City	49,533
10/24	W	23-16	Houston	45,872
10/31	L	34-21	at Baltimore	60,238
11/7	W	26-9	Cleveland	50,202
11/14	L	24-21	at Miami	66,435
11/21	W	17-13	N.Y. Giants	50,008
11/28	L	22-10	Denver	39,710
12/5	L	29-3	at Houston	37,778
12/12	W	21-13	at Cincinnati	60,022
12/19	L	23-14	L.A. Rams	45,233

TEAM STATISTICS		
	Pittsburgh	Opponent
Total First Downs	226	225
Rushing	98	81
Passing	111	132
Penalty	17	12
Total Net Yards	3882	4248
Avg. Per Game	277.3	303.4
Total Plays	867	881
Avg. Per Play	4.5	4.8
Net Yards Rushing	1758	1482
Avg. Per Game	125.6	105.9
Total Rushes	416	440
Net Yards Passing	2124	2766
Avg. Per Game	151.7	197.6
Sacked/Yards Lost	37/322	33/294
Gross Yards	2446	3060
Att./Completions	414/214	408/235
Completion Pct.	51.7	57.6
Had Intercepted	26	17
Punts/Average	79/43.9	77/41.5
Penalties/Yards	88/898	81/784
Fumbles/Ball Lost	37/21	27/9
Touchdowns	28	32
Rushing	10	13
Passing	15	16
Returns	3	3

SCORE BY PERIOD						
	Q1	Q2	Q3	Q4	OT	Pts
Steelers	53	60	57	76	0	246
Opponents	69	117	42	64	0	292

PASSING									
	Att	Cmp	Yds	Cmp%	TD	Int	Long	Sack/Lost	Rating
Bradshaw	373	203	2259	54.4	13	22	49	33/287	59.7
Hanratty	29	7	159	24.1	2	3	40	3/32	33.3
Leahy	11	3	18	27.3	0	1	18	1/3	1.7
Walden	1	1	10	100.0	0	0	10	0/0	108.3
Steelers	414	214	2157	51.7	15	26	49	37/322	52.8
Opponents	408	235	3060	57.6	16	17	86	33/294	66.8

SCORING									
	TD	Ru	Pa	Rt	PAT	FG	2Pt	Pts	
Gerela	0	0	0	0	027/2717/27	0	78		
Shanklin	6	0	6	0	0/0	0/0	0	36	
Bradshaw	5	5	0	0	0/0	0/0	0	30	
Smith	5	0	5	0	0/0	0/0	0	30	
Fuqua	5	4	1	0	0/0	0/0	0	30	
Pearson	3	0	2	1	0/0	0/0	0	18	
Staggers	1	0	0	1	0/0	0/0	0	6	
Rowser	1	0	0	1	0/0	0/0	0	6	
Hanratty	1	1	0	0	0/0	0/0	0	6	
L. Brown	1	0	1	0	0/0	0/0	0	6	
Steelers	28	10	15	327/2717/27	0	246			
Opponents	32	13	16	330/3222/35	0	292			

RUSHING					
	No.	Yds	Avg	Long	TD
Fuqua	155	625	4.0	30	4
Pearson	131	605	4.6	27	0
Bankston	70	274	3.9	30	0
Bradshaw	53	247	4.7	39	5
Walden	1	14	14.0	14	0
Staggers	1	5	5.0	5	0
Hanratty	1	3	3.0	3	1
Shanklin	2	1	0.5	2	0
Leahy	1	-6	-6.0	-6	0
Smith	1	-10	-10.0	-10	0
Steelers	416	1758	4.2	39	10
Opponents	440	1482	3.4	28	13

RECEIVING					
	No.	Yds	Avg	Long	TD
Shanklin	49	652	13.3	42	6
Fuqua	49	427	8.7	40	6
Smith	47	663	14.1	49	5
Pearson	20	246	12.3	44	2
Adams	20	160	8.0	21	0
Bankston	17	148	8.7	31	0
Staggers	8	103	12.9	20	0
Lewis	3	44	14.8	22	0
L. Brown	1	3	3.0	3t	1
Steelers	214	2446	11.4	49	15
Opponents	235	3060	13.0	86	16

INTERCEPTIONS					
	No.	Yds	Avg	Long	TD
Rowser	4	94	23.5	70	1
Allen	3	45	15.0	29	0
Wagner	2	53	26.5	29	0
Blount	2	16	8.0	16	0
Ham	2	4	2.0	4	0
Calland	2	0	0.0	0	0
Edwards	1	20	20.0	20	0
Anderson	1	14	14.0	14	0
Steelers	17	246	14.5	70	1
Opponents	26	350	13.5	44	1

PUNTING					
	No.	Yds	Avg	Long	B
Walden	79	3455	43.7	57	0
Steelers	79	3455	43.7	57	0
Opponents	77	3195	41.5	73	1

PUNT RETURNS						
	Ret	FC	Yds	Avg	Long	TD
Staggers	31	14	262	8.5	67	1
Wagner	2	3	2	1.0	2	0
Edwards	1	0	0	0.0	0	0
Fuqua	1	0	0	0.0	0	0
Bleier	0	1	0	0.0	0	0
Steelers	35	18	264	7.5	67	1
Opponents	45	15	319	7.1	47	1

KICKOFF RETURNS					
	No.	Yds	Avg	Long	TD
Brumfield	12	271	22.6	35	0
Staggers	10	261	26.1	47	0
Edwards	9	198	22.0	29	0
Pearson	7	205	29.3	77	0
Bankston	5	76	15.2	23	0
Blount	4	76	19.0	23	0
Bleier	1	21	21.0	21	0
Clack	1	12	12.0	12	0
Steelers	49	1120	22.9	77	0
Opponents	45	1002	22.3	57	0

FIELD GOALS					
	1-19	20-29	30-39	40-49	50+
Gerela	5/6	5/7	4/7	3/6	0/1
Steelers	5/6	5/7	4/7	3/6	0/1
Opponents	6/6	11/13	4/5	1/10	0/1

1970 Final Regular-Season Statistics (Won 5, Lost 9)

SCHEDULE

Date	W-L	Score	Opponent	Attendance
9/20	L	19-7	Houston	45,538
9/27	L	16-13	at Denver	50,705
10/3	L	15-7	at Cleveland	84,349
10/11	W	23-10	Buffalo	42,140
10/18	W	7-3	at Houston	42,799
10/25	L	31-14	at Oakland	54,423
11/2	W	21-10	Cincinnati	38,968
11/8	W	21-17	N.Y. Jets	50,028
11/15	L	31-14	Kansas City	50,081
11/22	L	34-7	at Cincinnati	59,276
11/29	W	28-9	Cleveland	50,214
12/6	L	20-12	Green Bay	46,418
12/13	L	27-16	at Atlanta	54,126
12/20	L	30-20	at Philadelphia	55,252

TEAM STATISTICS

	Pittsburgh	Opponent
Total First Downs	206	225
Rushing	84	91
Passing	97	120
Penalty	25	14
Total Net Yards	3752	3996
Avg. Per Game	268.0	285.4
Total Plays	844	906
Avg. Per Play	4.4	4.4
Net Yards Rushing	1715	1679
Avg. Per Game	122.5	119.9
Total Rushes	432	487
Net Yards Passing	2037	2317
Avg. Per Game	145.5	165.5
Sacked/Yards Lost	28/275	26/238
Gross Yards	2312	2555
Att./Completions	384/150	393/191
Completion Pct.	39.1	48.6
Had Intercepted	32	23
Punts/Average	78/44.2	85/41.9
Penalties/Yards	82/835	76/790
Fumbles/Ball Lost	30/14	29/14
Touchdowns	26	32
Rushing	13	8
Passing	12	21
Returns	1	3

SCORE BY PERIOD

	Q1	Q2	Q3	Q4	OT	Pts
Steelers	33	76	50	51	0	210
Opponents	63	65	82	62	0	272

PASSING

	Att	Cmp	Yds	Cmp%	TD	Int	Long	Sack/Lost	Rating
Bradshaw	218	83	1460	38.1	6	24	87	25/242	31.3
Hanratty	163	64	792	39.3	5	8	72	3/33	44.8
Hoak	2	2	40	100.0	1	0	27	0/0	158.3
Walden	1	1	20	100.0	0	0	20	0/0	118.8
Steelers	384	150	2312	39.1	12	32	87	28/247	35.4
Opponents	393	191	2555	48.6	21	23	65	26/238	63.1

RUSHING

	TD	Ru	Pa	Rt	PAT	FG	2Pt	Pts
Fuqua	9	7	2	0	0/0	0/0	0	54
Mingo	0	0	0	0	017/17	5/18	0	32
Shanklin	4	0	4	0	0/0	0/0	0	24
Watson	0	0	0	0	7/9	5/10	0	22
Hughes	3	0	3	0	0/0	0/0	0	18
Pearson	2	2	0	0	0/0	0/0	0	12
Bankston	2	2	0	0	0/0	0/0	0	12
Smith	2	0	2	0	0/0	0/0	0	12
Hoak	1	1	0	0	0/0	0/0	0	6
Bradshaw	1	1	0	0	0/0	0/0	0	6
Staggers	1	0	1	0	0/0	0/0	0	6
Beatty	1	0	0	1	0/0	0/0	0	6
Steelers	26	13	12	124	2610	28	0	210
Opponents	32	8	21	329	3215	32	3	272

Sacks: N/A Steelers: 28.0, Opponents: 26.0

RUSHING

	No.	Yds	Avg	Long	TD
Fuqua	138	691	5.0	85	7
Pearson	173	503	2.9	30	2
Bradshaw	32	233	7.3	22	1
Bankston	26	122	4.7	31	2
Hoak	40	115	2.6	13	1
Bryant	3	25	8.3	24	0
Wilburn	5	25	5.0	10	0
Cole	9	8	0.9	6	0
Smith	1	6	6.0	6	0
Hanratty	4	-5	-1.3	0	0
Hughes	1	-8	-8.0	-8	0
Steelers	432	1715	4.0	85	13
Opponents	487	1679	3.4	40	8

RECEIVING

	No.	Yds	Avg	Long	TD
Shanklin	30	691	23.0	81	4
Smith	30	458	15.3	87	2
Hughes	24	332	13.8	72	3
Fuqua	23	289	12.6	57	2
Bryant	8	154	19.3	63	0
Bankston	7	30	4.3	20	0
Staggers	6	118	19.7	31	1
Wilburn	6	77	12.8	15	0
Pearson	6	71	11.8	18	0
Hoak	4	25	6.3	18	0
Adams	3	36	12.0	17	0
Cole	3	31	10.3	20	0
Steelers	150	2312	15.4	87	12
Opponents	191	2555	13.4	65	21

INTERCEPTIONS

	No.	Yds	Avg	Long	TD
Calland	7	38	5.4	21	0
Allen	4	48	12.0	30	0
Russell	3	64	21.3	37	0
Rowser	3	27	9.0	12	0
Beatty	2	49	24.5	30	1
Hillebrand	2	14	7.0	14	0
Austin	1	22	22.0	22	0
Blount	1	4	4.0	4	0
Steelers	23	266	11.5	37	1
Opponents	32	318	9.9	57	1

PUNTING

	No.	Yds	Avg	Lg	B
Walden	75	3393	45.2	66	1
Bradshaw	3	52	17.3	39	0
Steelers	78	3445	44.2	66	1
Opponents	85	3517	41.9	61	1

PUNT RETURNS

	Ret	FC	Yds	Avg	Long	TD
Bryant	37	7	159	4.3	33	0
Staggers	13	12	70	5.4	15	0
Blount	1	0	52	52.0	52	0
Steelers	51	19	281	5.5	52	0
Opponents	51	11	304	6.0	31	0

KICKOFF RETURNS

	No.	Yds	Avg	Long	TD
Blount	18	535	29.7	91	0
Staggers	14	333	23.8	46	0
Pearson	4	114	28.5	35	0
Sharp	1	9	9.0	9	0
Wenzel	1	6	6.0	6	0
Calland	1	0	0.0	0	0
Washington	1	0	0.0	0	0
Steelers	40	997	24.9	91	0
Opponents	49	1068	21.8	100	1

FIELD GOALS

	1-19	20-29	30-39	40-49	50+
Mingo	2/2	1/6	0/0	2/7	0/3
Watson	2/2	2/2	0/1	1/4	0/1
Steelers	4/4	3/8	0/1	3/11	0/4
Opponents	7/9	1/3	4/7	2-12	1/1

2020 RECORDS

1969 Final Regular-Season Statistics (Won 1, Lost 13)

SCHEDULE

Date	W-L	Score	Opponent	Attendance
9/21	W	16-13	Detroit	51,360
9/28	L	41-27	at Philadelphia	60,658
10/5	L	27-14	St. Louis	45,011
10/12	L	10-7	at N.Y. Giants	62,987
10/18	L	42-31	at Cleveland	84,078
10/26	L	14-7	Washington	47,557
11/2	L	38-34	Green Bay	46,403
11/9	L	38-7	at Chicago	45,856
11/16	L	24-3	Cleveland	47,670
11/23	L	52-14	at Minnesota	47,202
11/30	L	47-10	at St. Louis	43,721
12/7	L	10-7	Dallas	24,990
12/14	L	21-17	N.Y. Giants	21,069
12/21	L	27-24	at New Orleans	72,256

TEAM STATISTICS

	Pittsburgh	Opponent
Total First Downs	210	260
Rushing	81	101
Passing	115	142
Penalty	14	17
Total Net Yards	3626	4401
Avg. Per Game	259.0	314.4
Total Plays	843	898
Avg. Per Play	4.3	4.9
Net Yards Rushing	1542	1732
Avg. Per Game	110.1	123.7
Total Rushes	400	455
Net Yards Passing	2084	2669
Avg. Per Game	148.9	190.6
Sacked/Yards Lost	52/374	33/304
Gross Yards	2458	2973
Att./Completions	391/176	410/227
Completion Pct.	45.0	55.4
Had Intercepted	29	25
Punts/Average	77/42.3	65/40.1
Penalties/Yards	67/659	74/772
Fumbles/Ball Lost	36/16	25/9
Touchdowns	26	50
Rushing	8	17
Passing	17	27
Returns	1	6

SCORE BY PERIOD

	Q1	Q2	Q3	Q4	OT	Pts
Steelers	57	47	35	79	0	218
Opponents	63	114	85	142	0	404

PASSING

	Att	Cmp	Yds	Cmp%	TD	Int	Long	Sack/Lost	Rating
Shiner	209	97	1422	46.4	7	10	63	24/157	60.3
Hanratty	126	52	716	41.3	8	13	41	20/168	41.7
Nix	53	25	290	47.2	2	6	47	7/39	37.2
Hoak	3	2	30	66.7	0	0	16	1/10	99.3
Steelers	391	176	2458	45.0	17	29	63	52/374	49.4
Opponents	410	227	2973	55.4	27	25	58	33/304	75.0

SCORING

	TD	Ru	Pa	Rt	PAT	FG	2Pt	Pts
Mingo	0	0	0	0	026/2612/26	0	0	62
Jefferson	9	0	9	0	0/0	0/0	0	54
Gros	7	4	3	0	0/0	0/0	0	42
Hoak	3	2	1	0	0/0	0/0	0	18
Henderson	3	0	3	0	0/0	0/0	0	18
Bankston	1	1	0	0	0/0	0/0	0	6
Shiner	1	1	0	0	0/0	0/0	0	6
Williams	1	0	1	0	0/0	0/0	0	6
McCall	1	0	0	1	0/0	0/0	0	6
Steelers	26	8	17	126/2612/26	0	218		
Opponents	50	17	27	649/5017/25	2	404		

Sacks: N/A Steelers: 33.0, Opponents: 52.0

RUSHING

	No.	Yds	Avg	Long	TD
Hoak	151	531	3.5	13	2
Gros	116	343	3.0	16	4
Bankston	62	259	4.2	15	1
Hanratty	10	106	10.6	31	0
McCall	30	98	3.3	14	0
Nix	10	70	7.0	20	0
Shiner	14	55	3.9	18	1
Jefferson	4	46	11.5	22	0
Wilburn	2	29	14.5	35	0
Campbell	1	5	5.0	5	0
Steelers	400	1542	3.9	35	8
Opponents	455	1732	3.8	54	17

RECEIVING

	No.	Yds	Avg	Long	TD
Jefferson	67	1079	16.1	63	9
Wilburn	20	373	18.7	53	0
Hoak	20	190	9.5	26	1
Gros	17	131	7.7	20	3
Hilton	12	231	19.3	34	0
Henderson	12	188	15.7	45	3
Cropper	9	116	12.9	19	0
Adams	6	80	13.3	19	0
Bankston	6	6	1.0	8	0
Williams	3	14	4.7	6t	1
McCall	2	2	1.0	5	0
Campbell	1	32	32.0	32	0
Alley	1	16	16.0	16	0
Steelers	176	2458	14.0	63	17
Opponents	227	2973	13.1	58	27

INTERCEPTIONS

	No.	Yds	Avg	Long	TD
Hohn	5	64	12.8	24	0
Martha	5	37	7.4	15	0
Shorter	3	47	15.7	23	0
Stenger	3	36	12.0	19	0
Russell	2	48	24.0	26	0
May	2	4	2.0	2	0
Calland	2	0	0.0	0	0
Hillebrand	1	14	14.0	14	0
Hinton	1	7	7.0	7	0
Woodson	1	0	0.0	0	0
Steelers	25	257	10.3	26	0
Opponents	29	535	18.4	77t	3

PUNTING

	No.	Yds	Avg	Long	B
Walden	77	3254	42.3	61	0
Steelers	77	3254	42.3	61	0
Opponents	65	2608	40.1	55	0

PUNT RETURNS

	Ret	FC	Yds	Avg	Long	TD
Campbell	28	7	133	4.8	23	0
Jefferson	4	2	23	5.8	9	0
Martha	3	2	0	0.0	0	0
Hoak	1	1	9	9.0	9	0
Davis	1	0	0	0.0	0	0
Beatty	0	1	0	0.0	0	0
Steelers	37	13	165	4.5	23	0
Opponents	41	15	396	9.7	83t	1

KICKOFF RETURNS

	No.	Yds	Avg	Long	TD
Campbell	26	522	20.1	46	0
McCall	21	532	25.3	101t	1
Bankston	4	89	22.3	41	0
Jefferson	4	80	20.0	27	0
Woodson	1	18	18.0	18	0
Davis	3	0	0.0	0	0
Kolb	1	0	0.0	0	0
Steelers	60	1241	21.0	101t	1
Opponents	46	962	20.9	96t	1

FIELD GOALS

	1-19	20-29	30-39	40-49	50+
Mingo	5/6	1/4	4/7	2/9	0/0
Steelers	5/6	1/4	4/7	2/9	0/0
Opponents	3/3	5/7	6/9	3/6	0/0

• Team Record